


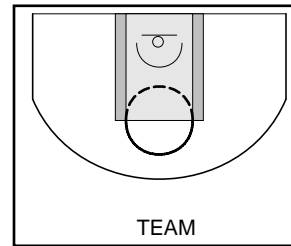
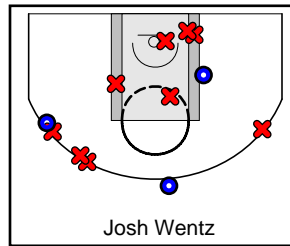
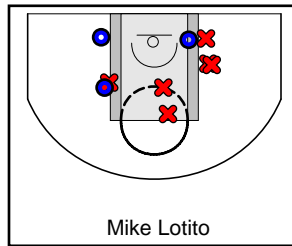
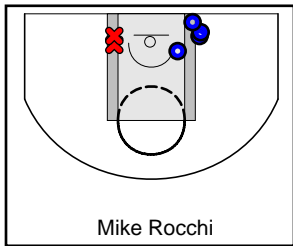
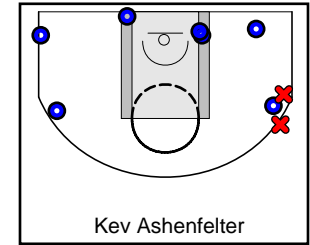
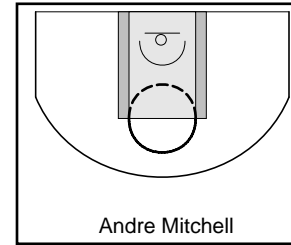
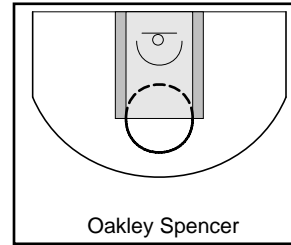
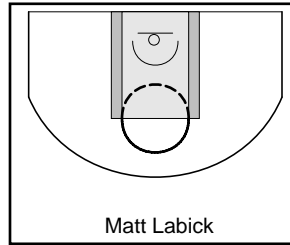
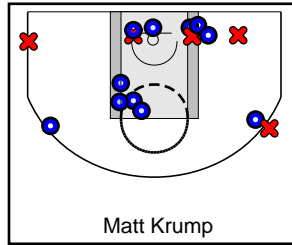
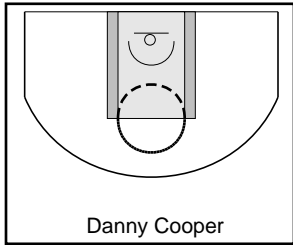
Navy Blue

8/9/18 Navy Blue at Baby Blue

	1	OT1	T
Navy Blue	37	37	74
Baby Blue	39	28	67



#	Name	G	MIN	FGM	FGA	FG%	2PM	2PA	2P%	3PM	3PA	3P%	FTM	FTA	FT%	OREB	DREB	REB	AST	STL	BLK	DEF	TO	PF	CHG	PM	PTS
0	Danny Cooper	0	0	0	0	.000	0	0	.000	0	0	.000	0	0	.000	0	0	0	0	0	0	0	0	0	0	0	0
0	Matt Krump	1	0	11	16	.688	9	12	.750	2	4	.500	4	5	.800	3	10	13	1	1	0	0	0	3	0	7	28
4	Matt Labick	0	0	0	0	.000	0	0	.000	0	0	.000	0	0	.000	0	0	0	0	0	0	0	0	0	0	0	0
5	Oakley Spencer	0	0	0	0	.000	0	0	.000	0	0	.000	0	0	.000	0	0	0	0	0	0	0	0	0	0	0	0
10	Andre Mitchell	0	0	0	0	.000	0	0	.000	0	0	.000	0	0	.000	0	0	0	0	0	0	0	0	0	0	0	0
11	Kev Ashenfelter	1	0	7	9	.778	4	4	1.000	3	5	.600	1	2	.500	1	4	5	2	0	0	0	3	3	0	7	18
12	Mike Rocchi	1	0	4	6	.667	4	6	.667	0	0	.000	1	3	.333	2	3	5	1	1	0	1	2	5	0	7	9
13	Mike Lotito	1	0	3	9	.333	3	9	.333	0	0	.000	0	0	.000	0	3	3	5	1	1	0	1	4	0	7	6
15	Josh Wentz	1	0	3	12	.250	1	6	.167	2	6	.333	5	6	.833	3	5	8	8	0	0	2	3	3	0	7	13
	TEAM	1	0	0	0	.000	0	0	.000	0	0	.000	0	0	.000	0	2	2	0	0	0	0	0	0	0	0	0
	TOTALS	1	0	28	52	.538	21	37	.568	7	15	.467	11	16	.688	9	27	36	17	3	1	3	9	18	0	7	74



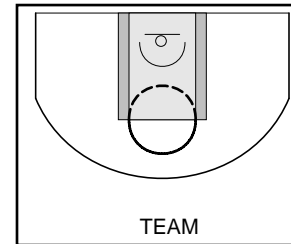
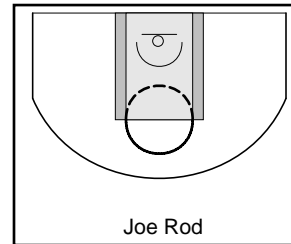

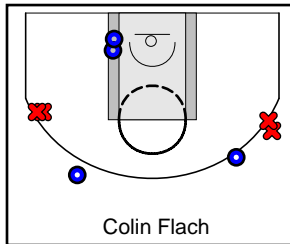
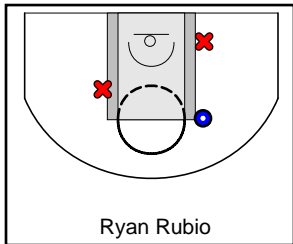

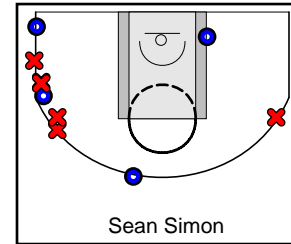
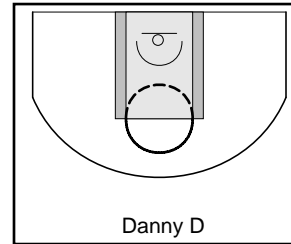
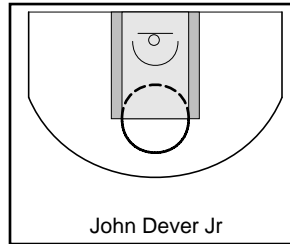
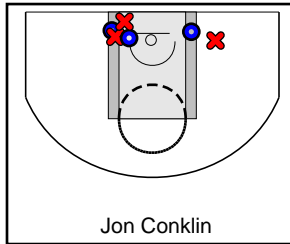
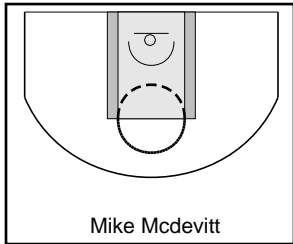
Baby Blue

8/9/18 Navy Blue at Baby Blue

	1	OT1	T
Navy Blue	37	37	74
Baby Blue	39	28	67



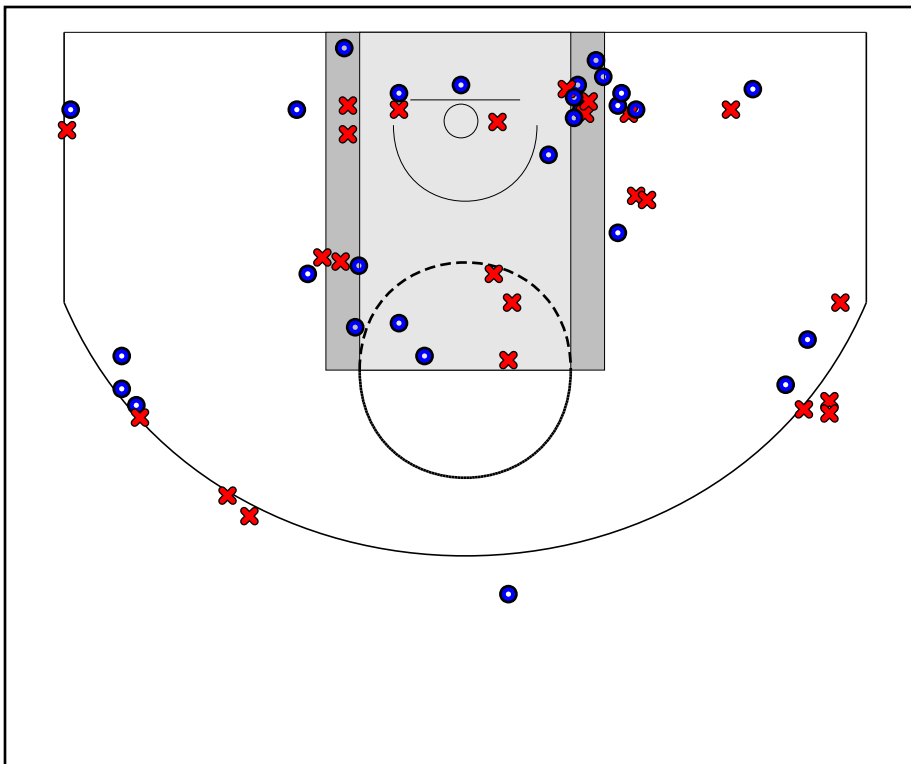
#	Name	G	MIN	FGM	FGA	FG%	2PM	2PA	2P%	3PM	3PA	3P%	FTM	FTA	FT%	OREB	DREB	REB	AST	STL	BLK	DEF	TO	PF	CHG	PM	PTS
0	Mike Mcdevitt	0	0	0	0	.000	0	0	.000	0	0	.000	0	0	.000	0	0	0	0	0	0	0	0	0	0	0	0
0	Jon Conklin	1	0	3	6	.500	3	6	.500	0	0	.000	1	5	.200	4	3	7	0	0	3	0	1	4	0	-11	7
0	John Dever Jr	0	0	0	0	.000	0	0	.000	0	0	.000	0	0	.000	0	0	0	0	0	0	0	0	0	0	0	0
1	Danny D	0	0	0	0	.000	0	0	.000	0	0	.000	0	0	.000	0	0	0	0	0	0	0	0	0	0	0	0
3	Sean Simon	1	0	4	10	.400	1	1	1.000	3	9	.333	3	5	.600	0	2	2	0	0	0	1	0	2	0	-2	14
4	Timmy Smith	1	0	4	16	.250	3	14	.214	1	2	.500	8	12	.667	2	3	5	5	4	0	1	3	5	0	-2	17
5	Ryan Rubio	1	0	1	3	.333	1	3	.333	0	0	.000	0	0	.000	2	3	5	2	1	0	1	0	5	0	2	2
11	Colin Flach	1	0	4	8	.500	2	2	1.000	2	6	.333	0	0	.000	1	0	1	0	0	0	0	0	0	0	-5	10
15	Matt Simon	1	0	7	13	.538	6	9	.667	1	4	.250	2	3	.667	0	0	0	2	0	0	0	0	1	0	-17	17
22	Joe Rod	0	0	0	0	.000	0	0	.000	0	0	.000	0	0	.000	0	0	0	0	0	0	0	0	0	0	0	0
	TEAM	1	0	0	0	.000	0	0	.000	0	0	.000	0	0	.000	3	3	6	0	0	0	0	0	0	0	0	0
	TOTALS	1	0	23	56	.411	16	35	.457	7	21	.333	14	25	.560	12	14	26	9	5	3	3	4	17	0	-7	67



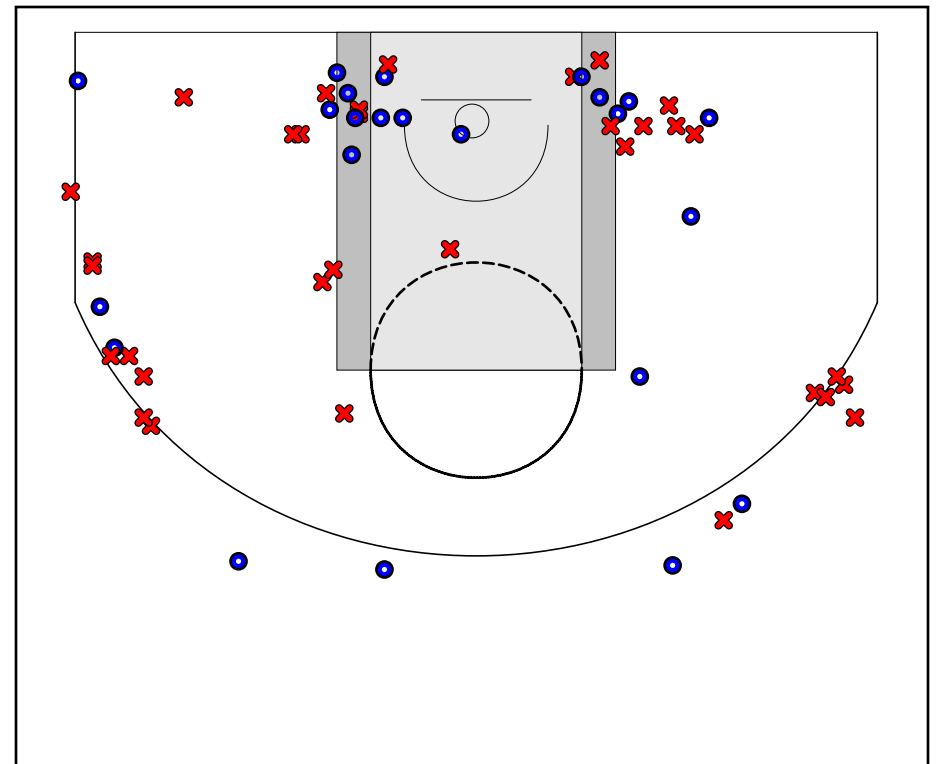
Game Summary Comparison

Statistic	Navy Blue	Baby Blue
Points	74	67
<i>Field Goals</i>	28 / 52	23 / 56
<i>2 Point</i>	21 / 37	16 / 35
<i>3 Point</i>	7 / 15	7 / 21
<i>Free Throws</i>	11 / 16	14 / 25
Assists	17	9
Rebounds	36	26
<i>Offensive</i>	9	12
<i>Defensive</i>	27	14
Blocks	1	3
Steals	3	5
Deflections	3	3
Turnovers	9	4
Charges Taken	0	0
Personal Fouls	18	17

Navy Blue



Baby Blue



Navy Blue Turnovers

Period	Clock	Player	Turnover Type
1st Period	0:00	#11 Kev Ashenfelter	Other
1st Period	0:00	#15 Josh Wentz	Other
1st Period	0:00	#12 Mike Rocchi	Other
2nd Period	0:00	#15 Josh Wentz	Other
2nd Period	0:00	#12 Mike Rocchi	Other
2nd Period	0:00	#11 Kev Ashenfelter	Other
2nd Period	0:00	#11 Kev Ashenfelter	Other
2nd Period	0:00	#15 Josh Wentz	Other
2nd Period	0:00	#13 Mike Lotito	Other

Navy Blue Fouls

Period	Clock	Player	Foul
1st Period	0:00	#13 Mike Lotito	Other (Def)
1st Period	0:00	#11 Kev Ashenfelter	Other (Def)
1st Period	0:00	#15 Josh Wentz	Other (Def)
1st Period	0:00	#11 Kev Ashenfelter	Other (Def)
1st Period	0:00	#0 Matt Krump	Other (Def)
1st Period	0:00	#11 Kev Ashenfelter	Other (Def)
1st Period	0:00	#12 Mike Rocchi	Other (Def)
2nd Period	0:00	#15 Josh Wentz	Other (Def)
2nd Period	0:00	#0 Matt Krump	Other (Def)
2nd Period	0:00	#0 Matt Krump	Other (Def)
2nd Period	0:00	#12 Mike Rocchi	Other (Def)
2nd Period	0:00	#13 Mike Lotito	Other (Def)
2nd Period	0:00	#13 Mike Lotito	Other (Def)
2nd Period	0:00	#13 Mike Lotito	Other (Def)
2nd Period	0:00	#12 Mike Rocchi	Other (Def)
2nd Period	0:00	#12 Mike Rocchi	Other (Def)
2nd Period	0:00	#15 Josh Wentz	Other (Def)
2nd Period	0:00	#12 Mike Rocchi	Other (Def)

Baby Blue Turnovers

Period	Clock	Player	Turnover Type
1st Period	0:00	#0 Jon Conklin	Other
2nd Period	0:00	#4 Timmy Smith	Other
2nd Period	0:00	#4 Timmy Smith	Other
2nd Period	0:00	#4 Timmy Smith	Other

Baby Blue Fouls

Period	Clock	Player	Foul
1st Period	0:00	#5 Ryan Rubio	Other (Def)
1st Period	0:00	#4 Timmy Smith	Other (Def)
1st Period	0:00	#4 Timmy Smith	Other (Def)
2nd Period	0:00	#15 Matt Simon	Other (Def)
2nd Period	0:00	#0 Jon Conklin	Other (Def)
2nd Period	0:00	#5 Ryan Rubio	Other (Def)
2nd Period	0:00	#0 Jon Conklin	Other (Def)
2nd Period	0:00	#3 Sean Simon	Other (Def)
2nd Period	0:00	#5 Ryan Rubio	Other (Def)
2nd Period	0:00	#5 Ryan Rubio	Other (Def)
2nd Period	0:00	#3 Sean Simon	Other (Def)
2nd Period	0:00	#5 Ryan Rubio	Other (Def)
2nd Period	0:00	#4 Timmy Smith	Other (Def)
2nd Period	0:00	#4 Timmy Smith	Other (Def)
2nd Period	0:00	#0 Jon Conklin	Other (Def)
2nd Period	0:00	#0 Jon Conklin	Other (Def)
2nd Period	0:00	#4 Timmy Smith	Other (Def)