


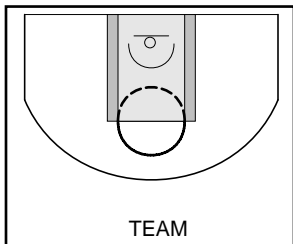
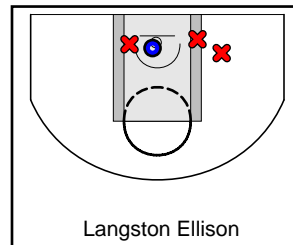
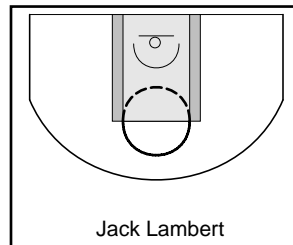
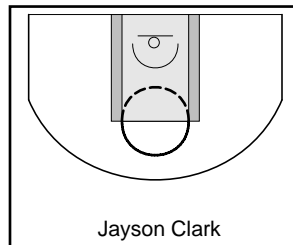
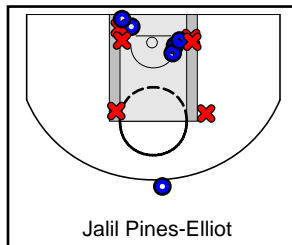

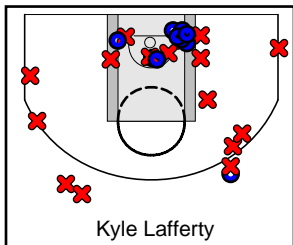
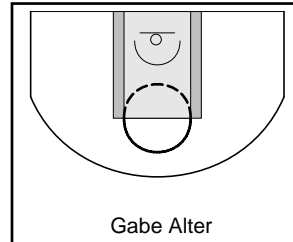

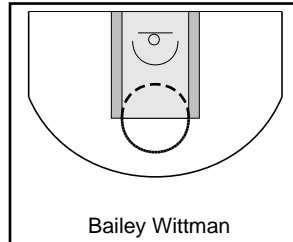
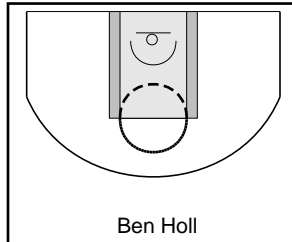
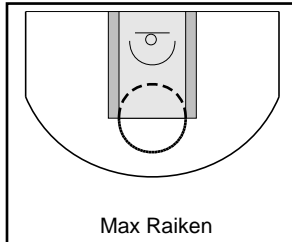
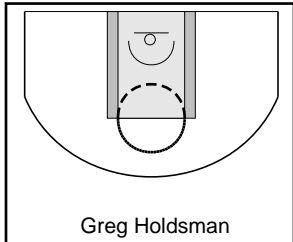
Holdsmen RED

8/3/17 Holdsmen RED at Griffin MAROON

	1	2	T
Holdsmen RED	59	13	72
Griffin MAROON	63	6	69




#	Name	G	MIN	FGM	FGA	FG%	2PM	2PA	2P%	3PM	3PA	3P%	FTM	FTA	FT%	OREB	DREB	REB	AST	STL	BLK	DEF	TO	PF	CHG	PM	PTS
0	Greg Holdsmen	0	0	0	0	.000	0	0	.000	0	0	.000	0	0	.000	0	0	0	0	0	0	0	0	0	0	0	0
0	Max Raiken	0	0	0	0	.000	0	0	.000	0	0	.000	0	0	.000	0	0	0	0	0	0	0	0	0	0	0	0
0	Ben Holl	0	0	0	0	.000	0	0	.000	0	0	.000	0	0	.000	0	0	0	0	0	0	0	0	0	0	0	0
0	Bailey Wittman	0	0	0	0	.000	0	0	.000	0	0	.000	0	0	.000	0	0	0	0	0	0	0	0	0	0	0	0
3	Jamil Pines-Elliot	1	0	8	16	.500	4	8	.500	4	8	.500	1	2	.500	1	1	2	1	3	1	2	2	1	0	3	21
4	Gabe Alter	0	0	0	0	.000	0	0	.000	0	0	.000	0	0	.000	0	0	0	0	0	0	0	0	0	0	0	0
5	Kyle Lafferty	1	0	12	28	.429	11	19	.579	1	9	.111	1	1	1.000	2	8	10	2	0	0	0	2	0	0	3	26
10	James Vandventer	1	0	2	6	.333	1	4	.250	1	2	.500	4	4	1.000	1	4	5	2	2	0	2	3	2	0	3	9
11	Jalil Pines-Elliot	1	0	6	12	.500	5	11	.455	1	1	1.000	1	2	.500	2	6	8	1	3	0	3	1	1	0	3	14
13	Jayson Clark	0	0	0	0	.000	0	0	.000	0	0	.000	0	0	.000	0	0	0	0	0	0	0	0	0	0	0	0
14	Jack Lambert	0	0	0	0	.000	0	0	.000	0	0	.000	0	0	.000	0	0	0	0	0	0	0	0	0	0	0	0
20	Langston Ellison	1	0	1	4	.250	1	4	.250	0	0	.000	0	2	.000	6	5	11	0	2	3	7	1	1	0	3	2
	TEAM	1	0	0	0	.000	0	0	.000	0	0	.000	0	0	.000	3	1	4	0	0	0	0	0	0	0	0	0
	TOTALS	1	0	29	66	.439	22	46	.478	7	20	.350	7	11	.636	15	25	40	6	10	4	14	9	5	0	3	72



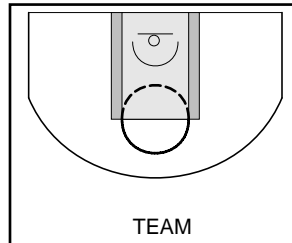
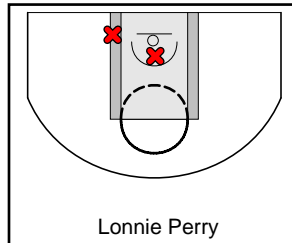
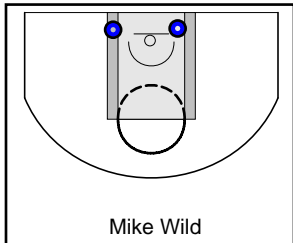
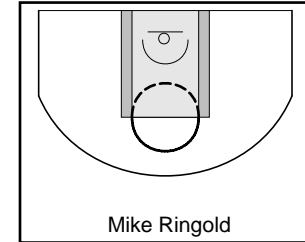
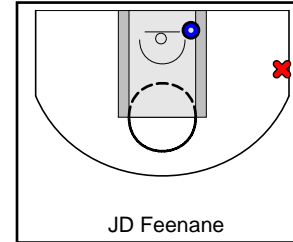
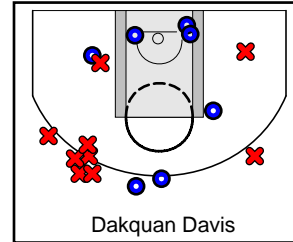
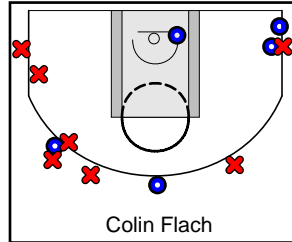
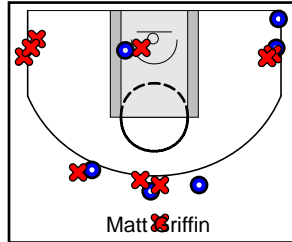
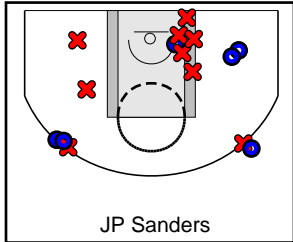
Griffin MAROON

8/3/17 Holdsman RED at Griffin MAROON

	1	2	T
Holdsman RED	59	13	72
Griffin MAROON	63	6	69



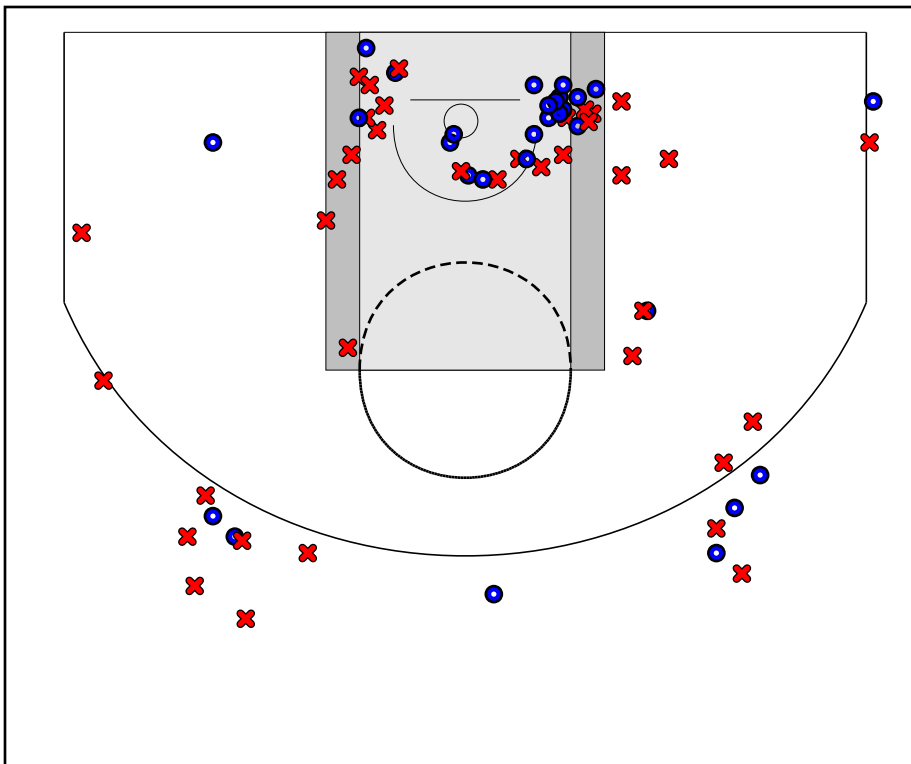
#	Name	G	MIN	FGM	FGA	FG%	2PM	2PA	2P%	3PM	3PA	3P%	FTM	FTA	FT%	OREB	DREB	REB	AST	STL	BLK	DEF	TO	PF	CHG	PM	PTS
3	JP Sanders	1	0	6	15	.400	3	10	.300	3	5	.600	1	2	.500	0	6	6	4	2	0	0	3	4	0	-5	16
4	Matt Griffin	1	0	6	16	.375	1	2	.500	5	14	.357	0	0	.000	4	12	16	7	3	0	2	2	3	0	3	17
5	Colin Flach	1	0	5	12	.417	1	1	1.000	4	11	.364	0	0	.000	1	1	2	1	0	0	0	2	1	0	-1	14
10	Dakquan Davis	1	0	7	16	.438	5	7	.714	2	9	.222	0	0	.000	2	2	4	2	1	0	1	4	1	0	-3	16
11	JD Feenane	1	0	1	2	.500	1	1	1.000	0	1	.000	0	0	.000	0	3	3	0	0	0	0	0	1	0	-3	2
12	Mike Ringold	0	0	0	0	.000	0	0	.000	0	0	.000	0	0	.000	0	0	0	0	0	0	0	0	0	0	0	0
13	Mike Wild	1	0	2	2	1.000	2	2	1.000	0	0	.000	0	0	.000	0	0	0	1	0	0	0	1	0	0	-2	4
14	Lonnie Perry	1	0	0	2	.000	0	2	.000	0	0	.000	0	2	.000	1	2	3	1	0	0	0	2	4	0	-4	0
	TEAM	1	0	0	0	.000	0	0	.000	0	0	.000	0	0	.000	2	1	3	0	0	0	0	0	0	0	0	0
	TOTALS	1	0	27	65	.415	13	25	.520	14	40	.350	1	4	.250	10	27	37	16	6	0	3	14	14	0	-3	69



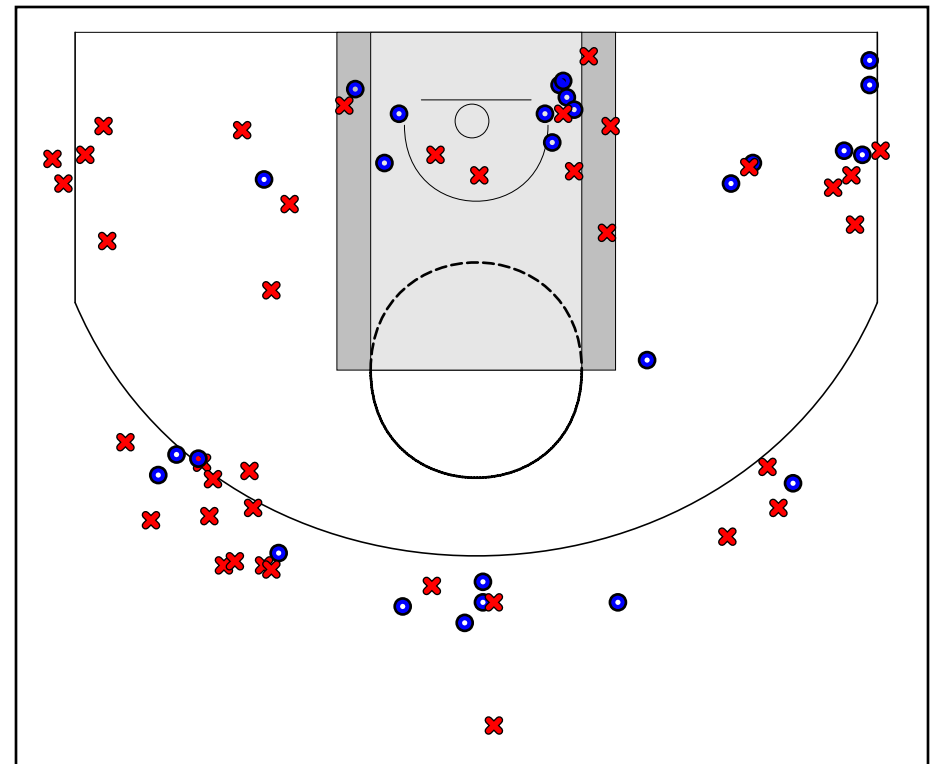
Game Summary Comparison

Statistic	Holdsmen RED	Griffin MAROON
Points	72	69
<i>Field Goals</i>	29 / 66	27 / 65
<i>2 Point</i>	22 / 46	13 / 25
<i>3 Point</i>	7 / 20	14 / 40
<i>Free Throws</i>	7 / 11	1 / 4
Assists	6	16
Rebounds	40	37
<i>Offensive</i>	15	10
<i>Defensive</i>	25	27
Blocks	4	0
Steals	10	6
Deflections	14	3
Turnovers	9	14
Charges Taken	0	0
Personal Fouls	5	14

Holdsmen RED



Griffin MAROON



Holdsmen RED Turnovers

Period	Clock	Player	Turnover Type
1st Period	0:00	#10 James Vandventer	Other
1st Period	0:00	#5 Kyle Lafferty	Other
1st Period	0:00	#5 Kyle Lafferty	Other
1st Period	0:00	#20 Langston Ellison	Other
1st Period	0:00	#11 Jalil Pines-Elliot	Other
2nd Period	0:00	#3 Jamil Pines-Elliot	Other
2nd Period	0:00	#10 James Vandventer	Other
2nd Period	0:00	#3 Jamil Pines-Elliot	Other

Holdsmen RED Fouls

Period	Clock	Player	Foul
1st Period	0:00	#20 Langston Ellison	Other (Def)
1st Period	0:00	#11 Jalil Pines-Elliot	Other (Def)
2nd Period	0:00	#3 Jamil Pines-Elliot	Other (Def)
2nd Period	0:00	#10 James Vandventer	Other (Def)
2nd Period	0:00	#10 James Vandventer	Other (Off)

Griffin MAROON Turnovers

Period	Clock	Player	Turnover Type
1st Period	0:00	#13 Mike Wild	Other
1st Period	0:00	#10 Dakquan Davis	Other
1st Period	0:00	#4 Matt Griffin	Other
1st Period	0:00	#14 Lonnie Perry	Other
1st Period	0:00	#4 Matt Griffin	Other
1st Period	0:00	#5 Colin Flach	Other
1st Period	0:00	#3 JP Sanders	Other
1st Period	0:00	#3 JP Sanders	Other
1st Period	0:00	#5 Colin Flach	Other
1st Period	0:00	#3 JP Sanders	Other
2nd Period	0:00	#10 Dakquan Davis	Other
2nd Period	0:00	#10 Dakquan Davis	Other
2nd Period	0:00	#10 Dakquan Davis	Other
2nd Period	0:00	#14 Lonnie Perry	Other

Griffin MAROON Fouls

Period	Clock	Player	Foul
1st Period	0:00	#4 Matt Griffin	Other (Def)
1st Period	0:00	#3 JP Sanders	Other (Def)
1st Period	0:00	#11 JD Feenane	Other (Def)
1st Period	0:00	#3 JP Sanders	Other (Def)
1st Period	0:00	#3 JP Sanders	Other (Def)
1st Period	0:00	#10 Dakquan Davis	Other (Def)
1st Period	0:00	#4 Matt Griffin	Other (Def)
1st Period	0:00	#4 Matt Griffin	Other (Def)
2nd Period	0:00	#14 Lonnie Perry	Other (Def)
2nd Period	0:00	#3 JP Sanders	Other (Def)
2nd Period	0:00	#14 Lonnie Perry	Other (Def)
2nd Period	0:00	#14 Lonnie Perry	Other (Def)
2nd Period	0:00	#5 Colin Flach	Other (Def)
2nd Period	0:00	#14 Lonnie Perry	Other (Def)