


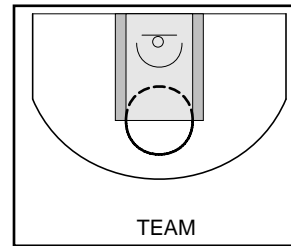
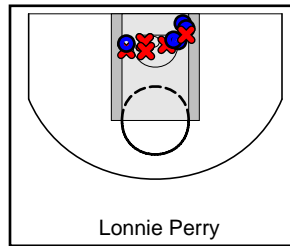
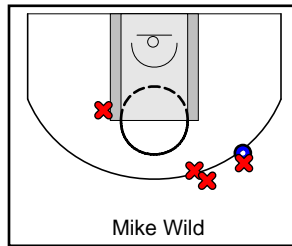
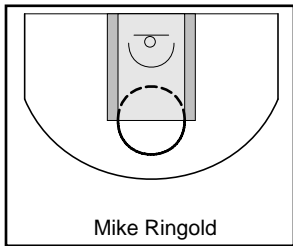
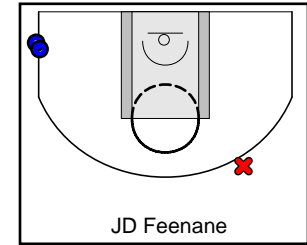
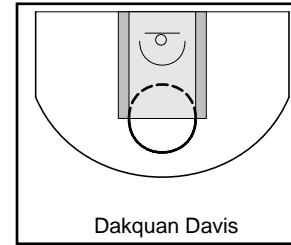
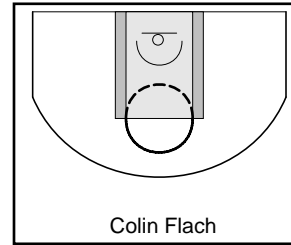
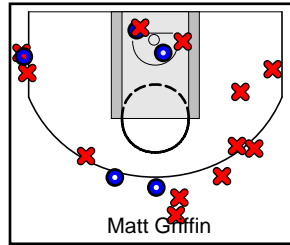
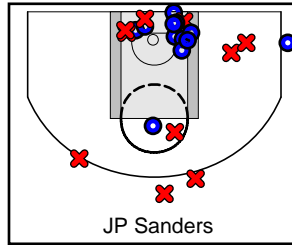
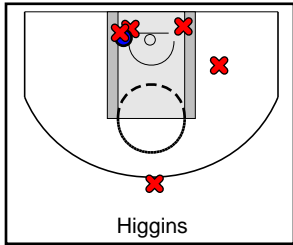
Griffin MAROON

8/1/17 Griffin MAROON at Labbick BABY BLUE

	1	2	T
Griffin MAROON	29	37	66
Labbick BABY	45	31	76



#	Name	G	MIN	FGM	FGA	FG%	2PM	2PA	2P%	3PM	3PA	3P%	FTM	FTA	FT%	OREB	DREB	REB	AST	STL	BLK	DEF	TO	PF	CHG	PM	PTS
0	Higgins	1	0	1	6	.167	1	5	.200	0	1	.000	0	1	.000	3	5	8	1	0	1	0	0	4	0	-1	2
3	JP Sanders	1	0	12	22	.545	11	18	.611	1	4	.250	2	2	1.000	2	4	6	1	1	0	1	2	1	0	-10	27
4	Matt Griffin	1	0	5	17	.294	2	5	.400	3	12	.250	0	0	.000	4	2	6	4	3	0	0	3	1	0	-2	13
5	Colin Flach	0	0	0	0	.000	0	0	.000	0	0	.000	0	0	.000	0	0	0	0	0	0	0	0	0	0	0	0
10	Dakquan Davis	0	0	0	0	.000	0	0	.000	0	0	.000	0	0	.000	0	0	0	0	0	0	0	0	0	0	0	0
11	JD Feenane	1	0	2	3	.667	0	0	.000	2	3	.667	0	0	.000	1	1	2	1	0	0	0	0	4	0	-13	6
12	Mike Ringold	0	0	0	0	.000	0	0	.000	0	0	.000	0	0	.000	0	0	0	0	0	0	0	0	0	0	0	0
13	Mike Wild	1	0	1	5	.200	0	1	.000	1	4	.250	0	0	.000	0	5	5	2	0	2	1	0	4	0	-10	3
14	Lonnie Perry	1	0	5	11	.455	5	11	.455	0	0	.000	5	8	.625	4	3	7	0	0	0	0	1	3	0	-14	15
	TEAM	1	0	0	0	.000	0	0	.000	0	0	.000	0	0	.000	1	1	2	0	0	0	0	0	0	0	0	0
	TOTALS	1	0	26	64	.406	19	40	.475	7	24	.292	7	11	.636	15	21	36	9	4	3	2	6	17	0	-10	66



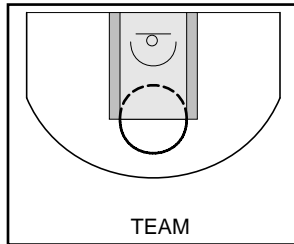
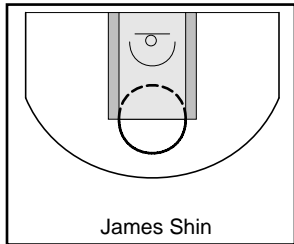
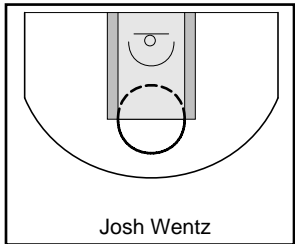
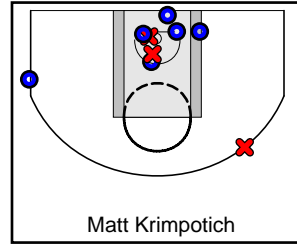
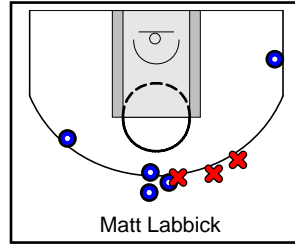

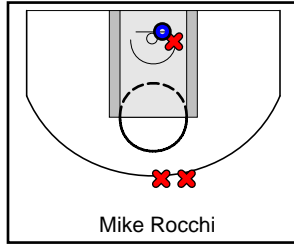

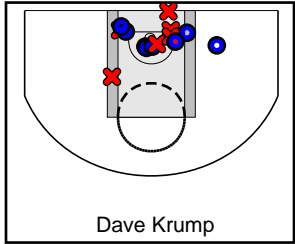
Labbick BABY BLUE

8/1/17 Griffin MAROON at Labbick BABY BLUE

	1	2	T
Griffin MAROON	29	37	66
Labbick BABY	45	31	76



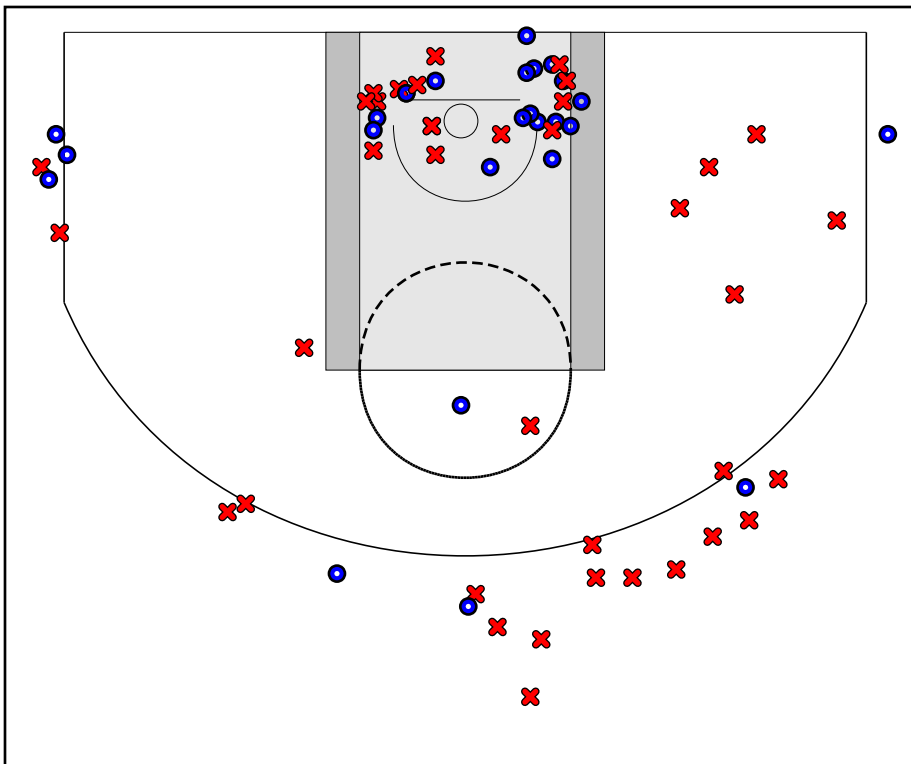
#	Name	G	MIN	FGM	FGA	FG%	2PM	2PA	2P%	3PM	3PA	3P%	FTM	FTA	FT%	OREB	DREB	REB	AST	STL	BLK	DEF	TO	PF	CHG	PM	PTS
0	Dave Krump	1	0	8	14	.571	8	14	.571	0	0	.000	3	7	.429	4	3	7	1	1	1	2	0	3	0	-3	19
3	Oakley Spencer	1	0	3	9	.333	3	7	.429	0	2	.000	0	2	.000	0	5	5	5	0	0	2	4	1	0	3	6
4	Mike Rocchi	1	0	1	4	.250	1	2	.500	0	2	.000	0	0	.000	1	5	6	2	0	0	2	0	0	0	24	2
4	Andre Mitchell	1	0	7	11	.636	7	8	.875	0	3	.000	0	0	.000	0	4	4	2	0	0	1	0	2	0	10	14
5	Matt Labbick	1	0	5	8	.625	0	0	.000	5	8	.625	2	3	.667	0	2	2	2	0	0	0	1	4	0	12	17
10	Matt Krimpotich	1	0	6	9	.667	5	7	.714	1	2	.500	5	10	.500	2	5	7	0	1	1	1	1	1	0	4	18
11	Josh Wentz	0	0	0	0	.000	0	0	.000	0	0	.000	0	0	.000	0	0	0	0	0	0	0	0	0	0	0	0
14	James Shin	0	0	0	0	.000	0	0	.000	0	0	.000	0	0	.000	0	0	0	0	0	0	0	0	0	0	0	0
	TEAM	1	0	0	0	.000	0	0	.000	0	0	.000	0	0	.000	1	2	3	0	0	0	0	0	0	0	0	0
	TOTALS	1	0	30	55	.545	24	38	.632	6	17	.353	10	22	.455	8	26	34	12	2	2	8	6	11	0	10	76



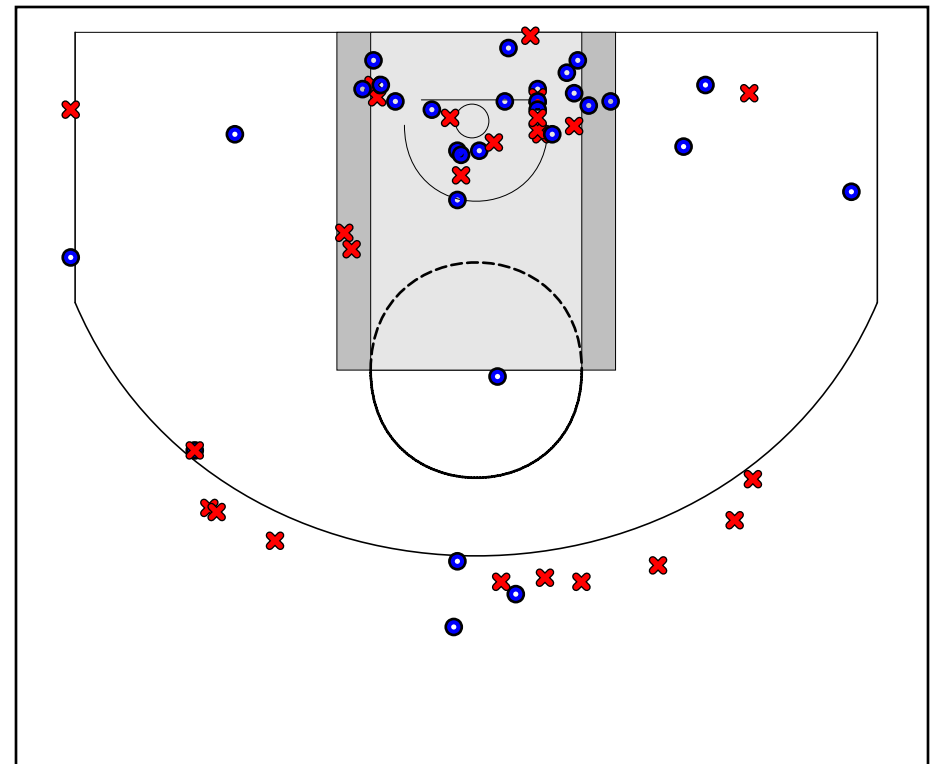
Game Summary Comparison

Statistic	Griffin MAROON	Labbick BABY BLUE
Points	66	76
<i>Field Goals</i>	26 / 64	30 / 55
<i>2 Point</i>	19 / 40	24 / 38
<i>3 Point</i>	7 / 24	6 / 17
<i>Free Throws</i>	7 / 11	10 / 22
Assists	9	12
Rebounds	36	34
<i>Offensive</i>	15	8
<i>Defensive</i>	21	26
Blocks	3	2
Steals	4	2
Deflections	2	8
Turnovers	6	6
Charges Taken	0	0
Personal Fouls	17	11

Griffin MAROON



Labbick BABY BLUE



Griffin MAROON Turnovers

Period	Clock	Player	Turnover Type
1st Period	0:00	#3 JP Sanders	Other
1st Period	0:00	#4 Matt Griffin	Other
1st Period	0:00	#14 Lonnie Perry	Other
1st Period	0:00	#4 Matt Griffin	Other
2nd Period	0:00	#3 JP Sanders	Other
2nd Period	0:00	#4 Matt Griffin	Other

Griffin MAROON Fouls

Period	Clock	Player	Foul
1st Period	0:00	#3 JP Sanders	Other (Def)
1st Period	0:00	#14 Lonnie Perry	Other (Def)
1st Period	0:00	#11 JD Feenane	Other (Def)
1st Period	0:00	#4 Matt Griffin	Other (Def)
1st Period	0:00	#0 Higgins	Other (Def)
2nd Period	0:00	#13 Mike Wild	Other (Def)
2nd Period	0:00	#14 Lonnie Perry	Other (Def)
2nd Period	0:00	#13 Mike Wild	Other (Def)
2nd Period	0:00	#13 Mike Wild	Other (Def)
2nd Period	0:00	#0 Higgins	Other (Def)
2nd Period	0:00	#14 Lonnie Perry	Other (Def)
2nd Period	0:00	#13 Mike Wild	Other (Def)
2nd Period	0:00	#11 JD Feenane	Other (Def)
2nd Period	0:00	#0 Higgins	Other (Def)
2nd Period	0:00	#0 Higgins	Other (Def)
2nd Period	0:00	#11 JD Feenane	Other (Def)
2nd Period	0:00	#11 JD Feenane	Other (Def)

Labbick BABY BLUE Turnovers

Period	Clock	Player	Turnover Type
1st Period	0:00	#3 Oakley Spencer	Other
1st Period	0:00	#10 Matt Krimpotich	Other
1st Period	0:00	#5 Matt Labbick	Other
2nd Period	0:00	#3 Oakley Spencer	Other
2nd Period	0:00	#3 Oakley Spencer	Other
2nd Period	0:00	#3 Oakley Spencer	Other

Labbick BABY BLUE Fouls

Period	Clock	Player	Foul
1st Period	0:00	#5 Matt Labbick	Other (Def)
1st Period	0:00	#5 Matt Labbick	Other (Def)
1st Period	0:00	#0 Dave Krump	Other (Def)
1st Period	0:00	#4 Andre Mitchell	Other (Def)
1st Period	0:00	#3 Oakley Spencer	Other (Def)
1st Period	0:00	#0 Dave Krump	Other (Def)
2nd Period	0:00	#0 Dave Krump	Other (Def)
2nd Period	0:00	#5 Matt Labbick	Other (Def)
2nd Period	0:00	#10 Matt Krimpotich	Other (Def)
2nd Period	0:00	#5 Matt Labbick	Other (Def)
2nd Period	0:00	#4 Andre Mitchell	Other (Def)