

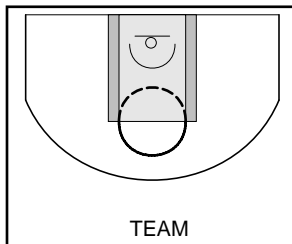
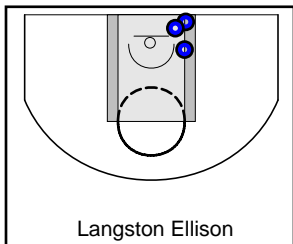
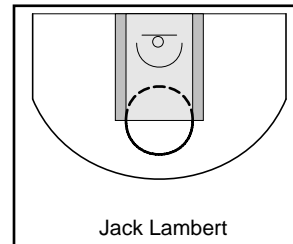
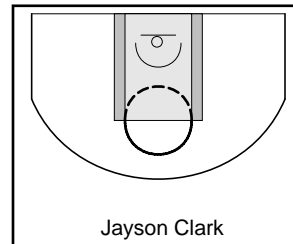
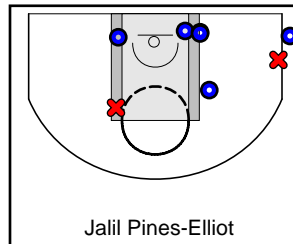
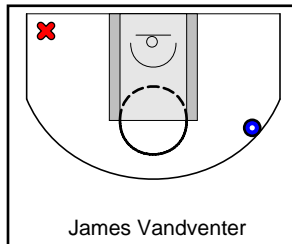
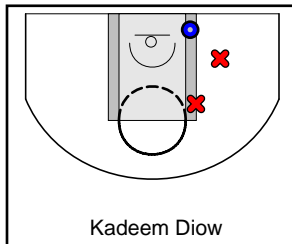
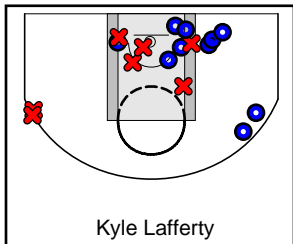
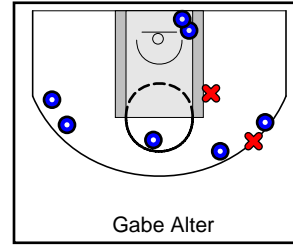

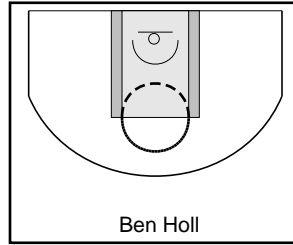
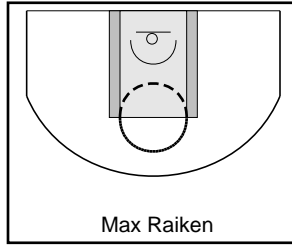
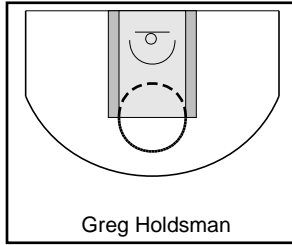
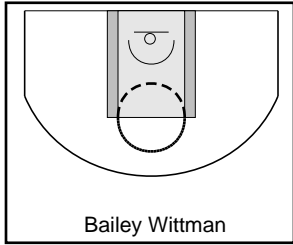
Holdsmen RED

7/6/17 Holdsmen RED at Danzig ORANGE

	1	2	T
Holdsmen RED	41	40	81
Danzig ORANGE	25	26	51



#	Name	G	MIN	FGM	FGA	FG%	2PM	2PA	2P%	3PM	3PA	3P%	FTM	FTA	FT%	OREB	DREB	REB	AST	STL	BLK	DEF	TO	PF	CHG	PM	PTS	
0	Bailey Wittman	0	0	0	0	.000	0	0	.000	0	0	.000	0	0	.000	0	0	0	0	0	0	0	0	0	0	0	0	
0	Greg Holdsmen	0	0	0	0	.000	0	0	.000	0	0	.000	0	0	.000	0	0	0	0	0	0	0	0	0	0	0	0	
0	Max Raiken	0	0	0	0	.000	0	0	.000	0	0	.000	0	0	.000	0	0	0	0	0	0	0	0	0	0	0	0	
0	Ben Holl	0	0	0	0	.000	0	0	.000	0	0	.000	0	0	.000	0	0	0	0	0	0	0	0	0	0	0	0	
3	Jamil Pines-Elliott	1	0	7	12	.583	5	9	.556	2	3	.667	0	0	.000	2	5	7	2	2	0	0	0	0	0	0	16	16
4	Gabe Alter	1	0	7	9	.778	3	4	.750	4	5	.800	0	0	.000	0	7	7	3	1	0	0	1	1	0	25	18	
5	Kyle Lafferty	1	0	9	16	.562	7	12	.583	2	4	.500	1	1	1.000	1	4	5	3	0	0	0	3	1	0	24	21	
6	Kadeem Diow	1	0	1	3	.333	1	3	.333	0	0	.000	0	0	.000	3	0	3	1	0	0	0	2	0	0	4	2	
10	James Vandventer	1	0	1	2	.500	0	1	.000	1	1	1.000	2	2	1.000	0	1	1	2	0	0	0	1	0	0	4	5	
11	Jalil Pines-Elliott	1	0	5	7	.714	5	6	.833	0	1	.000	0	0	.000	1	3	4	1	1	0	0	3	0	0	25	10	
13	Jayson Clark	0	0	0	0	.000	0	0	.000	0	0	.000	0	0	.000	0	0	0	0	0	0	0	0	0	0	0	0	
14	Jack Lambert	0	0	0	0	.000	0	0	.000	0	0	.000	0	0	.000	0	0	0	0	0	0	0	0	0	0	0	0	
20	Langston Ellison	1	0	3	3	1.000	3	3	1.000	0	0	.000	3	4	.750	1	5	6	1	1	2	0	0	2	0	22	9	
	TEAM	1	0	0	0	.000	0	0	.000	0	0	.000	0	0	.000	1	2	3	0	0	0	0	0	0	0	0	0	
	TOTALS	1	0	33	52	.635	24	38	.632	9	14	.643	6	7	.857	9	27	36	13	5	2	0	10	4	0	30	81	



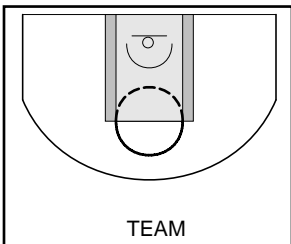
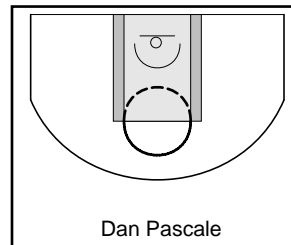
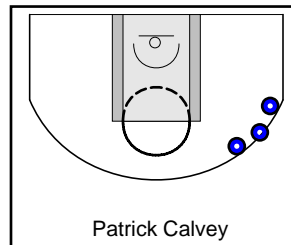

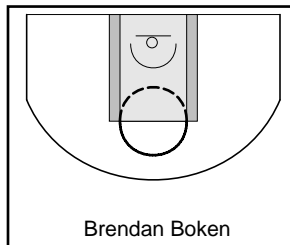
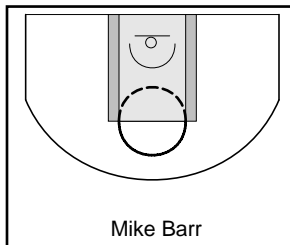
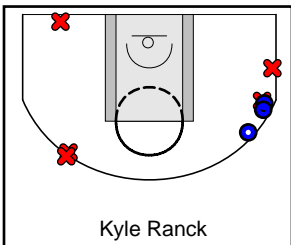
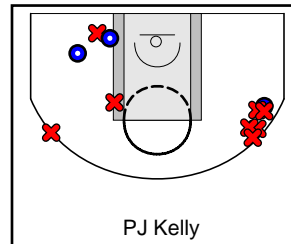
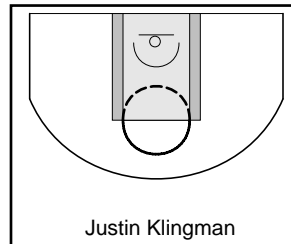
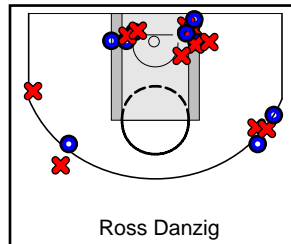
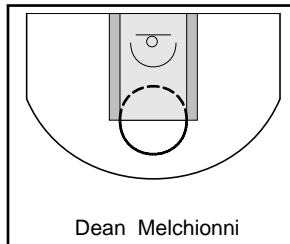
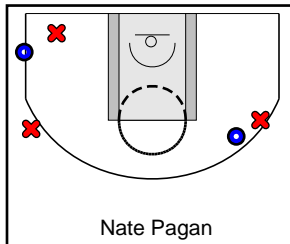
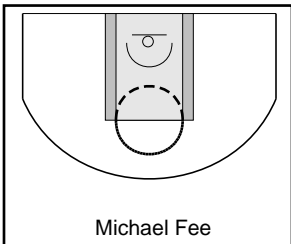
Danzig ORANGE

7/6/17 Holdsman RED at Danzig ORANGE

	1	2	T
Holdsman RED	41	40	81
Danzig ORANGE	25	26	51



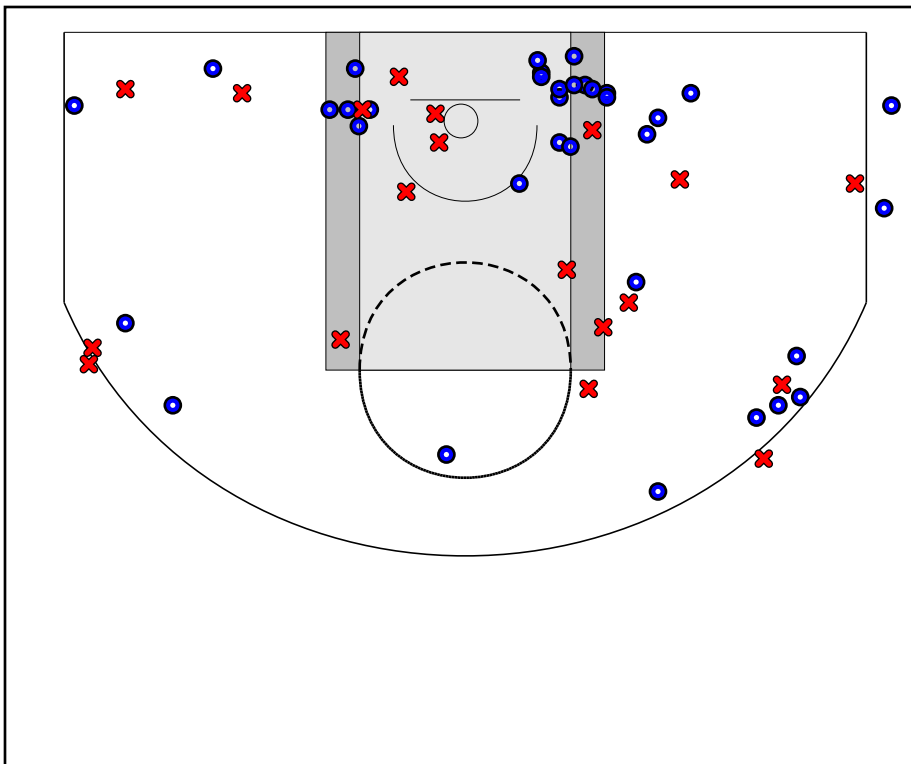
#	Name	G	MIN	FGM	FGA	FG%	2PM	2PA	2P%	3PM	3PA	3P%	FTM	FTA	FT%	OREB	DREB	REB	AST	STL	BLK	DEF	TO	PF	CHG	PM	PTS
0	Michael Fee	0	0	0	0	.000	0	0	.000	0	0	.000	0	0	.000	0	0	0	0	0	0	0	0	0	0	0	0
0	Nate Pagan	1	0	2	5	.400	0	1	.000	2	4	.500	0	0	.000	0	1	1	0	2	0	0	0	1	0	-15	6
0	Dean Melchionni	0	0	0	0	.000	0	0	.000	0	0	.000	0	0	.000	0	0	0	0	0	0	0	0	0	0	0	0
3	Ross Danzig	1	0	9	20	.450	6	13	.462	3	7	.429	2	2	1.000	2	1	3	2	1	3	1	1	1	0	-17	23
4	Justin Klingman	0	0	0	0	.000	0	0	.000	0	0	.000	0	0	.000	0	0	0	0	0	0	0	0	0	0	0	0
5	PJ Kelly	1	0	3	11	.273	2	4	.500	1	7	.143	0	0	.000	1	4	5	3	0	0	0	4	1	0	-24	7
10	Kyle Ranck	1	0	3	8	.375	0	1	.000	3	7	.429	0	0	.000	0	2	2	0	0	0	0	0	0	0	-17	9
12	Mike Barr	0	0	0	0	.000	0	0	.000	0	0	.000	0	0	.000	0	0	0	0	0	0	0	0	0	0	0	0
13	Brendan Boken	1	0	0	0	.000	0	0	.000	0	0	.000	0	0	.000	0	0	0	0	0	0	0	2	0	0	0	0
14	Jason Pierce	1	0	2	10	.200	2	9	.222	0	1	.000	2	4	.500	4	1	5	0	1	0	0	1	1	0	-22	6
15	Patrick Calvey	1	0	0	0	.000	0	0	.000	0	0	.000	0	0	.000	0	0	0	0	0	0	0	0	0	0	-7	0
20	Dan Pascale	1	0	0	0	.000	0	0	.000	0	0	.000	0	0	.000	1	1	2	0	0	0	0	0	1	0	-18	0
	TEAM	1	0	0	0	.000	0	0	.000	0	0	.000	0	0	.000	1	0	1	0	0	0	0	0	0	0	0	0
	TOTALS	1	0	19	54	.352	10	28	.357	9	26	.346	4	6	.667	9	10	19	5	4	3	1	6	7	0	-30	51



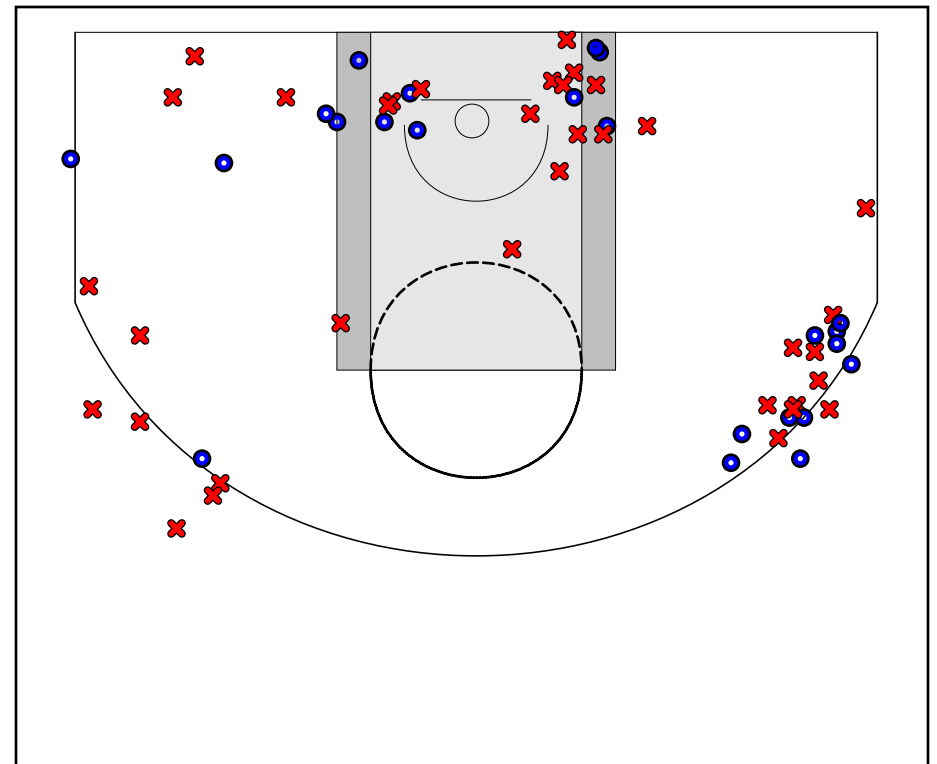
Game Summary Comparison

Statistic	Holdsmen RED	Danzig ORANGE
Points	81	51
<i>Field Goals</i>	33 / 52	19 / 54
<i>2 Point</i>	24 / 38	10 / 28
<i>3 Point</i>	9 / 14	9 / 26
<i>Free Throws</i>	6 / 7	4 / 6
Assists	13	5
Rebounds	36	19
<i>Offensive</i>	9	9
<i>Defensive</i>	27	10
Blocks	2	3
Steals	5	4
Deflections	0	1
Turnovers	10	6
Charges Taken	0	0
Personal Fouls	4	7

Holdsmen RED



Danzig ORANGE



Holdsmen RED Turnovers

Period	Clock	Player	Turnover Type
1st Period	0:00	#4 Gabe Alter	Other
1st Period	0:00	#11 Jalil Pines-Elliot	Other
1st Period	0:00	#10 James Vandventer	Other
1st Period	0:00	#11 Jalil Pines-Elliot	Other
1st Period	0:00	#5 Kyle Lafferty	Other
1st Period	0:00	#5 Kyle Lafferty	Other
2nd Period	0:00	#6 Kadeem Diow	Other
2nd Period	0:00	#6 Kadeem Diow	Other
2nd Period	0:00	#5 Kyle Lafferty	Other
2nd Period	0:00	#11 Jalil Pines-Elliot	Other

Holdsmen RED Fouls

Period	Clock	Player	Foul
1st Period	0:00	#20 Langston Ellison	Other (Def)
1st Period	0:00	#5 Kyle Lafferty	Other (Def)
2nd Period	0:00	#20 Langston Ellison	Other (Def)
2nd Period	0:00	#4 Gabe Alter	Other (Def)

Danzig ORANGE Turnovers

Period	Clock	Player	Turnover Type
1st Period	0:00	#5 PJ Kelly	Other
1st Period	0:00	#3 Ross Danzig	Other
1st Period	0:00	#5 PJ Kelly	Other
2nd Period	0:00	#14 Jason Pierce	Other
2nd Period	0:00	#5 PJ Kelly	Other
2nd Period	0:00	#5 PJ Kelly	Other

Danzig ORANGE Fouls

Period	Clock	Player	Foul
1st Period	0:00	#14 Jason Pierce	Other (Def)
1st Period	0:00	#13 Brendan Boken	Other (Def)
1st Period	0:00	#3 Ross Danzig	Other (Def)
1st Period	0:00	#13 Brendan Boken	Other (Def)
1st Period	0:00	#5 PJ Kelly	Other (Def)
2nd Period	0:00	#20 Dan Pascale	Other (Def)
2nd Period	0:00	#0 Nate Pagan	Other (Def)