


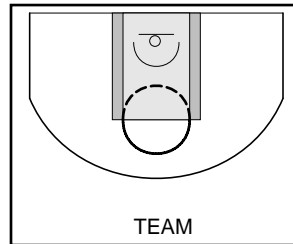
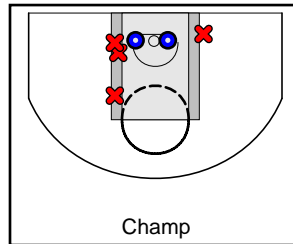
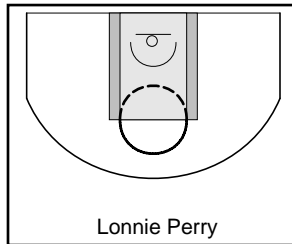
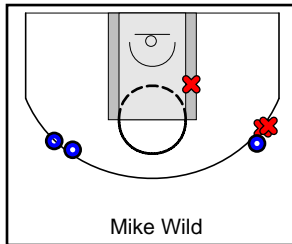
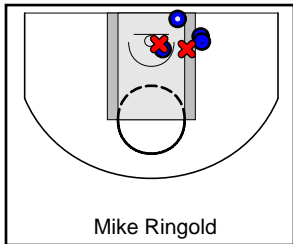
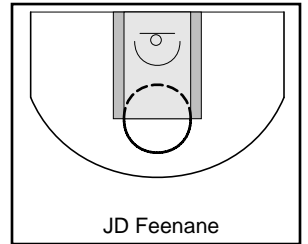
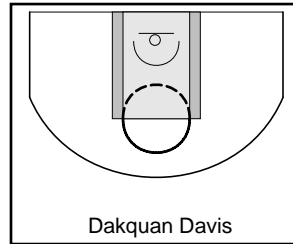
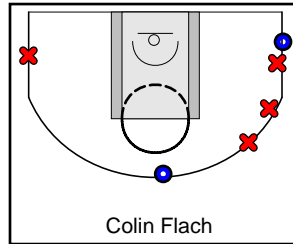
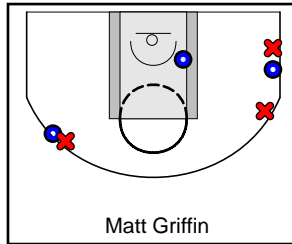
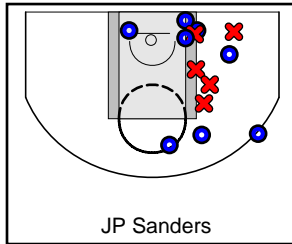
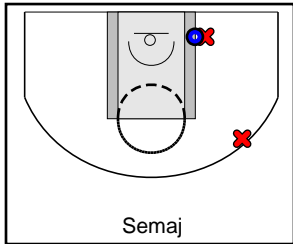
# Griffin MAROON

7/6/17 Griffin MAROON at Grant BLACK

	1	2	T
Griffin MAROON	33	27	60
Grant BLACK	29	30	59




#	Name	G	MIN	FGM	FGA	FG%	2PM	2PA	2P%	3PM	3PA	3P%	FTM	FTA	FT%	OREB	DREB	REB	AST	STL	BLK	DEF	TO	PF	CHG	PM	PTS
0	Semaj	1	0	1	3	.333	1	2	.500	0	1	.000	0	0	.000	0	0	0	0	1	0	0	4	1	0	-6	2
3	JP Sanders	1	0	8	13	.615	7	12	.583	1	1	1.000	0	1	.000	1	3	4	3	1	0	0	1	1	0	1	17
4	Matt Griffin	1	0	3	6	.500	1	1	1.000	2	5	.400	0	0	.000	1	5	6	3	3	0	1	6	2	0	2	8
5	Colin Flach	1	0	2	6	.333	0	0	.000	2	6	.333	0	0	.000	1	1	2	0	0	0	1	0	1	0	-12	6
10	Dakquan Davis	0	0	0	0	.000	0	0	.000	0	0	.000	0	0	.000	0	0	0	0	0	0	0	0	0	0	0	0
11	JD Feenane	0	0	0	0	.000	0	0	.000	0	0	.000	0	0	.000	0	0	0	0	0	0	0	0	0	0	0	0
12	Mike Ringold	1	0	4	6	.667	4	6	.667	0	0	.000	2	7	.286	3	6	9	1	0	0	0	0	4	0	10	10
13	Mike Wild	1	0	3	6	.500	0	1	.000	3	5	.600	4	4	1.000	0	1	1	0	0	0	1	2	3	0	9	13
14	Lonnie Perry	0	0	0	0	.000	0	0	.000	0	0	.000	0	0	.000	0	0	0	0	0	0	0	0	0	0	0	0
35	Champ	1	0	2	6	.333	2	6	.333	0	0	.000	0	0	.000	1	4	5	0	0	0	1	2	0	0	1	4
	TEAM	1	0	0	0	.000	0	0	.000	0	0	.000	0	0	.000	0	1	1	0	0	0	0	0	0	0	0	0
	<b>TOTALS</b>	<b>1</b>	<b>0</b>	<b>23</b>	<b>46</b>	<b>.500</b>	<b>15</b>	<b>28</b>	<b>.536</b>	<b>8</b>	<b>18</b>	<b>.444</b>	<b>6</b>	<b>12</b>	<b>.500</b>	<b>7</b>	<b>21</b>	<b>28</b>	<b>7</b>	<b>5</b>	<b>0</b>	<b>4</b>	<b>15</b>	<b>12</b>	<b>0</b>	<b>1</b>	<b>60</b>



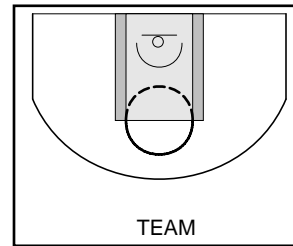
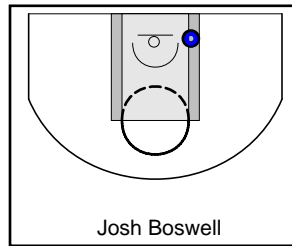
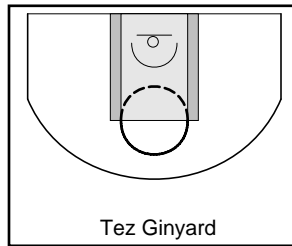
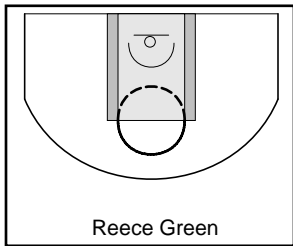
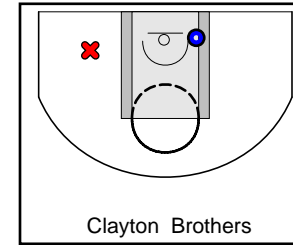
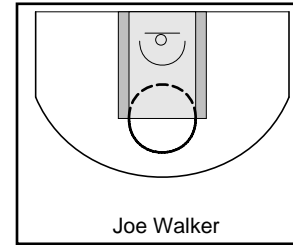
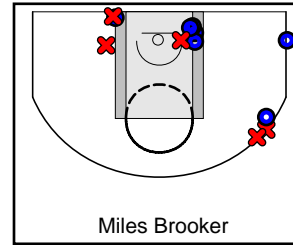
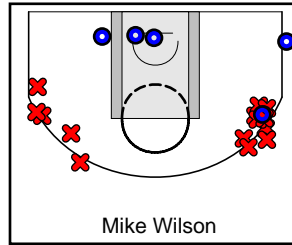
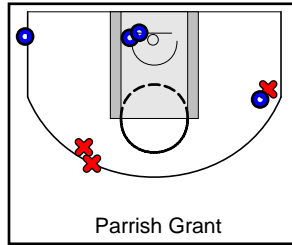
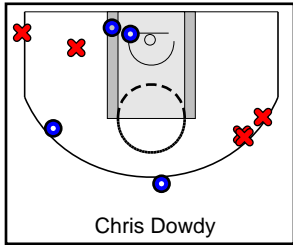
# Grant BLACK

7/6/17 Griffin MAROON at Grant BLACK

	1	2	T
Griffin MAROON	33	27	60
Grant BLACK	29	30	59



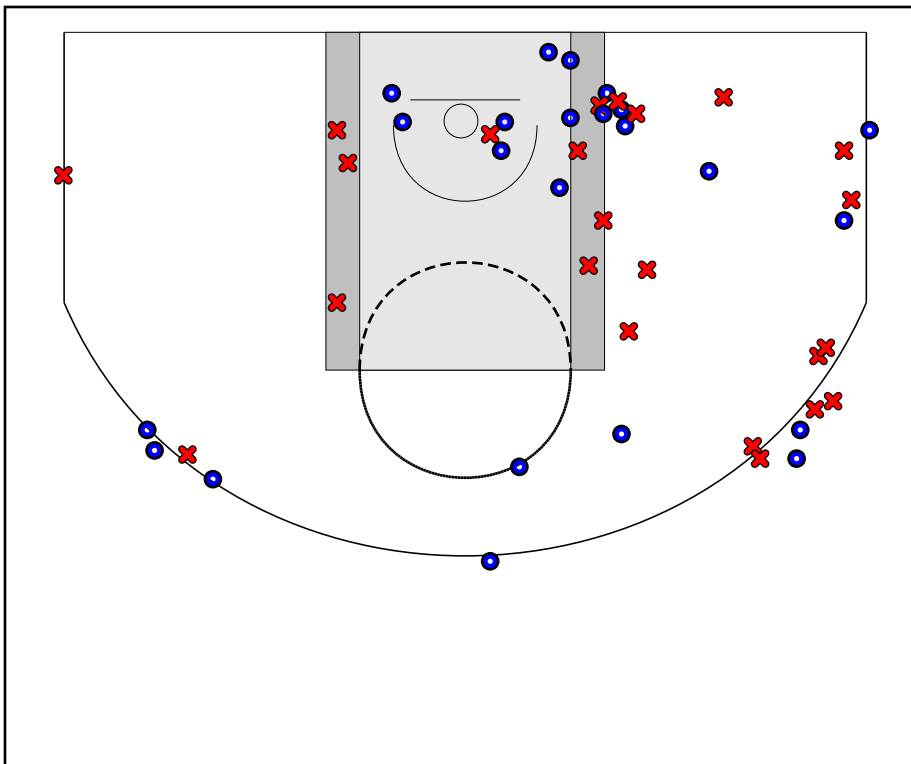
#	Name	G	MIN	FGM	FGA	FG%	2PM	2PA	2P%	3PM	3PA	3P%	FTM	FTA	FT%	OREB	DREB	REB	AST	STL	BLK	DEF	TO	PF	CHG	PM	PTS
3	Chris Dowdy	1	0	4	9	.444	2	3	.667	2	6	.333	2	4	.500	0	3	3	3	1	0	0	3	2	0	1	12
4	Parrish Grant	1	0	4	7	.571	2	2	1.000	2	5	.400	1	1	1.000	0	1	1	4	3	2	0	0	2	0	-1	11
5	Mike Wilson	1	0	6	20	.300	3	3	1.000	3	17	.176	1	2	.500	0	5	5	3	2	1	0	2	3	0	-1	16
10	Miles Brooker	1	0	7	12	.583	5	8	.625	2	4	.500	0	1	.000	1	2	3	1	1	0	0	1	0	0	1	16
11	Joe Walker	0	0	0	0	.000	0	0	.000	0	0	.000	0	0	.000	0	0	0	0	0	0	0	0	0	0	0	0
12	Clayton Brothers	1	0	1	2	.500	1	2	.500	0	0	.000	0	0	.000	1	1	2	0	2	0	1	1	1	0	9	2
13	Reece Green	1	0	0	0	.000	0	0	.000	0	0	.000	0	0	.000	0	0	0	0	0	0	0	0	0	0	-11	0
14	Tez Ginyard	0	0	0	0	.000	0	0	.000	0	0	.000	0	0	.000	0	0	0	0	0	0	0	0	0	0	0	0
15	Josh Boswell	1	0	1	1	1.000	1	1	1.000	0	0	.000	0	2	.000	1	0	1	0	0	0	0	2	4	0	-3	2
	TEAM	1	0	0	0	.000	0	0	.000	0	0	.000	0	0	.000	2	1	3	0	0	0	0	0	0	0	0	0
	TOTALS	1	0	23	51	.451	14	19	.737	9	32	.281	4	10	.400	5	13	18	11	9	3	1	9	12	0	-1	59



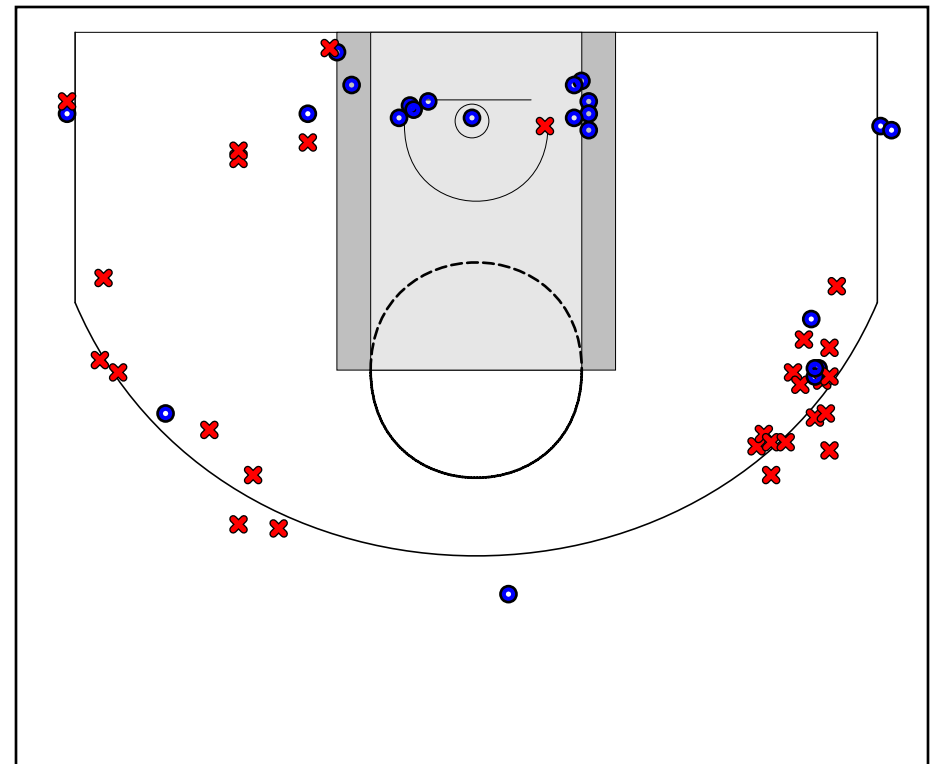
## Game Summary Comparison

Statistic	Griffin MAROON	Grant BLACK
Points	60	59
<i>Field Goals</i>	23 / 46	23 / 51
2 Point	15 / 28	14 / 19
3 Point	8 / 18	9 / 32
<i>Free Throws</i>	6 / 12	4 / 10
Assists	7	11
Rebounds	28	18
<i>Offensive</i>	7	5
<i>Defensive</i>	21	13
Blocks	0	3
Steals	5	9
Deflections	4	1
Turnovers	15	9
Charges Taken	0	0
Personal Fouls	12	12

Griffin MAROON



Grant BLACK



### Griffin MAROON Turnovers

Period	Clock	Player	Turnover Type
1st Period	0:00	#4 Matt Griffin	Other
1st Period	0:00	#13 Mike Wild	Other
1st Period	0:00	#4 Matt Griffin	Other
2nd Period	0:00	#35 Champ	Other
2nd Period	0:00	#35 Champ	Other
2nd Period	0:00	#13 Mike Wild	Other
2nd Period	0:00	#4 Matt Griffin	Other
2nd Period	0:00	#0 Semaj	Other
2nd Period	0:00	#0 Semaj	Other
2nd Period	0:00	#4 Matt Griffin	Other
2nd Period	0:00	#4 Matt Griffin	Other

### Griffin MAROON Fouls

Period	Clock	Player	Foul
1st Period	0:00	#4 Matt Griffin	Other (Def)
1st Period	0:00	#12 Mike Ringold	Other (Def)
1st Period	0:00	#3 JP Sanders	Other (Off)
2nd Period	0:00	#13 Mike Wild	Other (Def)
2nd Period	0:00	#13 Mike Wild	Other (Def)
2nd Period	0:00	#12 Mike Ringold	Other (Def)
2nd Period	0:00	#13 Mike Wild	Other (Def)
2nd Period	0:00	#12 Mike Ringold	Other (Def)
2nd Period	0:00	#12 Mike Ringold	Other (Def)
2nd Period	0:00	#12 Mike Ringold	Other (Def)
2nd Period	0:00	#0 Semaj	Other (Def)
2nd Period	0:00	#4 Matt Griffin	Other (Off)
2nd Period	0:00	#5 Colin Flach	Other (Def)

### Grant BLACK Turnovers

Period	Clock	Player	Turnover Type
1st Period	0:00	#10 Miles Brooker	Other
1st Period	0:00	#3 Chris Dowdy	Other
2nd Period	0:00	#5 Mike Wilson	Other
2nd Period	0:00	#3 Chris Dowdy	Other
2nd Period	0:00	#5 Mike Wilson	Other

### Grant BLACK Fouls

Period	Clock	Player	Foul
1st Period	0:00	#13 Reece Green	Other (Def)
1st Period	0:00	#4 Parrish Grant	Other (Def)
1st Period	0:00	#4 Parrish Grant	Other (Def)
1st Period	0:00	#15 Josh Boswell	Other (Off)
1st Period	0:00	#15 Josh Boswell	Other (Off)
1st Period	0:00	#13 Reece Green	Adjustment (Added)
1st Period	0:00	#13 Reece Green	Adjustment (Removed)
1st Period	0:00	#13 Reece Green	Adjustment (Removed)
1st Period	0:00	#12 Clayton Brothers	Other (Off)
1st Period	0:00	#3 Chris Dowdy	Other (Off)
1st Period	0:00	#15 Josh Boswell	Other (Def)
2nd Period	0:00	#5 Mike Wilson	Other (Def)
2nd Period	0:00	#15 Josh Boswell	Other (Def)
2nd Period	0:00	#5 Mike Wilson	Other (Def)
2nd Period	0:00	#3 Chris Dowdy	Other (Def)
2nd Period	0:00	#5 Mike Wilson	Other (Def)