

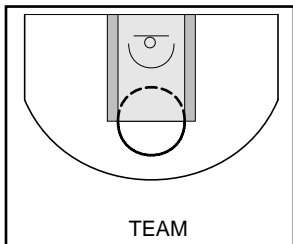
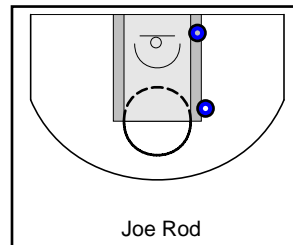
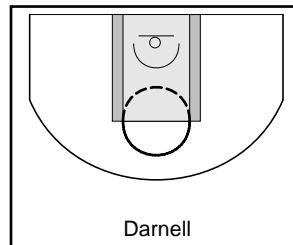
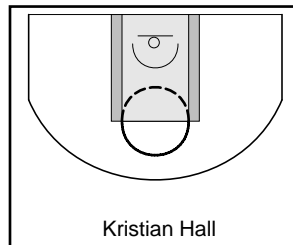
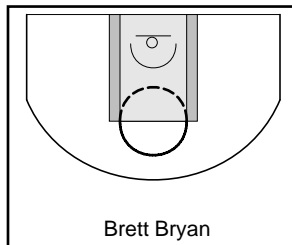
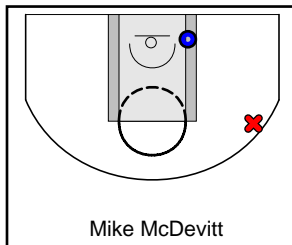

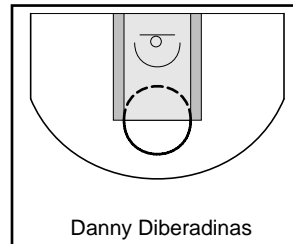
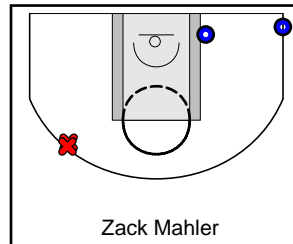
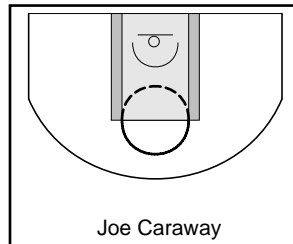
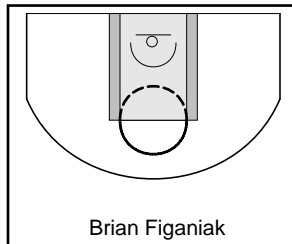
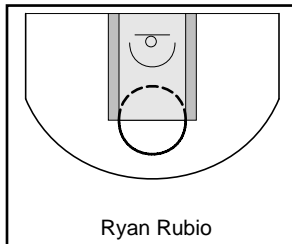
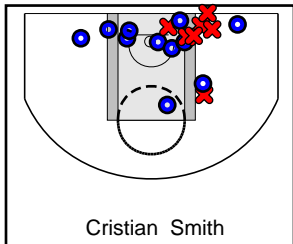
# DiBeradinas CHARCOAL

7/6/17 DiBeradinas CHARCOAL at Boyle TEAL

	1	2	T
DiBeradinas	30	36	66
Boyle TEAL	24	31	55



#	Name	G	MIN	FGM	FGA	FG%	2PM	2PA	2P%	3PM	3PA	3P%	FTM	FTA	FT%	OREB	DREB	REB	AST	STL	BLK	DEF	TO	PF	CHG	PM	PTS
0	Cristian Smith	1	0	11	18	.611	11	18	.611	0	0	.000	2	5	.400	2	4	6	3	3	0	0	4	4	0	11	24
0	Ryan Rubio	0	0	0	0	.000	0	0	.000	0	0	.000	0	0	.000	0	0	0	0	0	0	0	0	0	0	0	0
0	Brian Figaniak	0	0	0	0	.000	0	0	.000	0	0	.000	0	0	.000	0	0	0	0	0	0	0	0	0	0	0	0
0	Joe Caraway	0	0	0	0	.000	0	0	.000	0	0	.000	0	0	.000	0	0	0	0	0	0	0	0	0	0	0	0
3	Zack Mahler	1	0	2	4	.500	1	1	1.000	1	3	.333	2	3	.667	0	4	4	2	1	0	0	1	1	0	11	7
4	Danny Diberadinas	0	0	0	0	.000	0	0	.000	0	0	.000	0	0	.000	0	0	0	0	0	0	0	0	0	0	0	0
5	Timmy Smith	1	0	10	20	.500	8	17	.471	2	3	.667	5	6	.833	0	4	4	2	0	1	1	2	2	0	11	27
10	Mike McDevitt	1	0	1	2	.500	1	1	1.000	0	1	.000	1	2	.500	1	3	4	1	1	0	0	1	0	0	11	3
12	Brett Bryan	0	0	0	0	.000	0	0	.000	0	0	.000	0	0	.000	0	0	0	0	0	0	0	0	0	0	0	0
13	Kristian Hall	0	0	0	0	.000	0	0	.000	0	0	.000	0	0	.000	0	0	0	0	0	0	0	0	0	0	0	0
14	Darnell	0	0	0	0	.000	0	0	.000	0	0	.000	0	0	.000	0	0	0	0	0	0	0	0	0	0	0	0
20	Joe Rod	1	0	2	2	1.000	2	2	1.000	0	0	.000	1	2	.500	0	5	5	1	1	0	0	0	3	0	11	5
	TEAM	1	0	0	0	.000	0	0	.000	0	0	.000	0	0	.000	1	3	4	0	0	0	0	0	0	0	0	0
	<b>TOTALS</b>	<b>1</b>	<b>0</b>	<b>26</b>	<b>46</b>	<b>.565</b>	<b>23</b>	<b>39</b>	<b>.590</b>	<b>3</b>	<b>7</b>	<b>.429</b>	<b>11</b>	<b>18</b>	<b>.611</b>	<b>4</b>	<b>23</b>	<b>27</b>	<b>9</b>	<b>6</b>	<b>1</b>	<b>1</b>	<b>8</b>	<b>10</b>	<b>0</b>	<b>11</b>	<b>66</b>



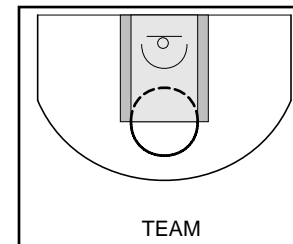

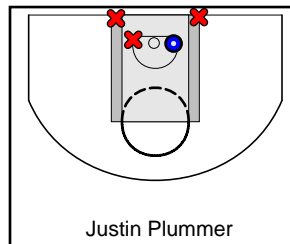

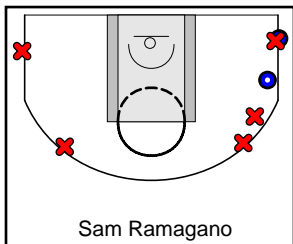
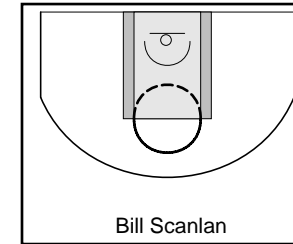
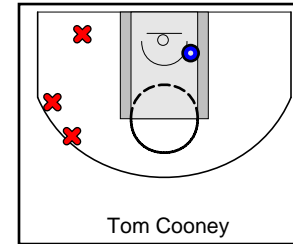
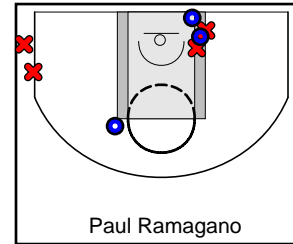
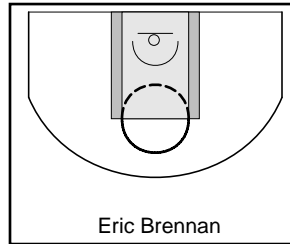
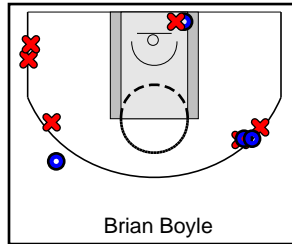
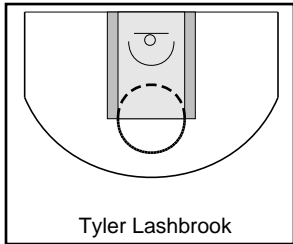
# Boyle TEAL

7/6/17 DiBeradinas CHARCOAL at Boyle TEAL

	1	2	T
DiBeradinas	30	36	66
Boyle TEAL	24	31	55



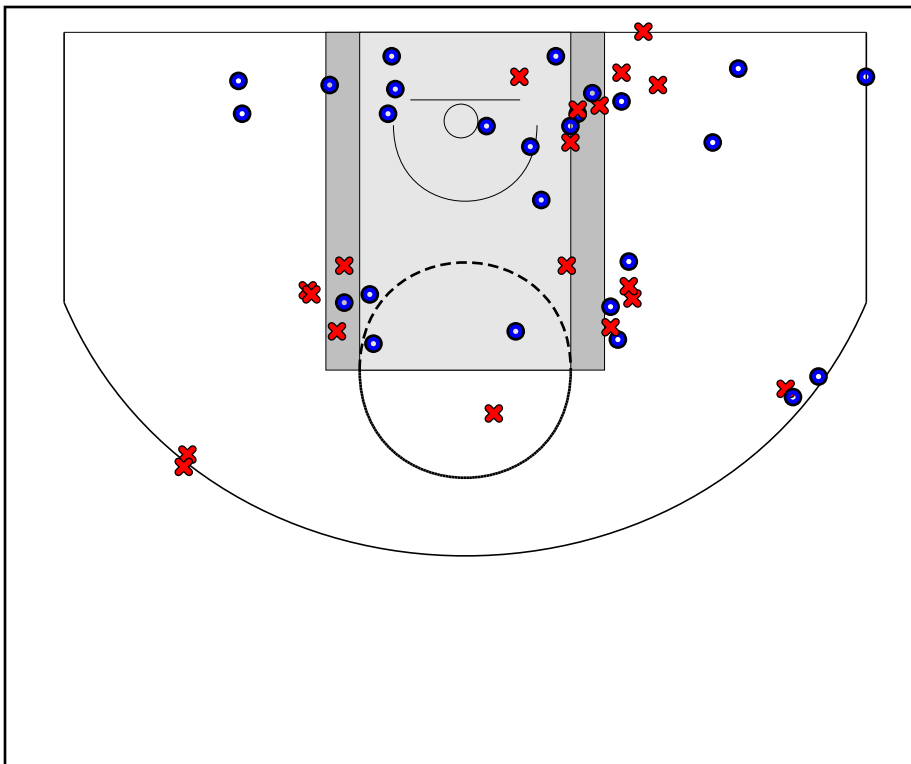
#	Name	G	MIN	FGM	FGA	FG%	2PM	2PA	2P%	3PM	3PA	3P%	FTM	FTA	FT%	OREB	DREB	REB	AST	STL	BLK	DEF	TO	PF	CHG	PM	PTS
3	Tyler Lashbrook	0	0	0	0	.000	0	0	.000	0	0	.000	0	0	.000	0	0	0	0	0	0	0	0	0	0	0	0
4	Brian Boyle	1	0	4	10	.400	1	2	.500	3	8	.375	7	7	1.000	0	4	4	2	0	0	0	3	4	0	-12	18
5	Eric Brennan	0	0	0	0	.000	0	0	.000	0	0	.000	0	0	.000	0	0	0	0	0	0	0	0	0	0	0	0
10	Paul Ramagano	1	0	3	7	.429	3	5	.600	0	2	.000	1	2	.500	1	2	3	2	0	0	0	2	3	0	-4	7
11	Tom Cooney	1	0	1	4	.250	1	2	.500	0	2	.000	2	2	1.000	0	1	1	2	0	0	1	0	2	0	-8	4
12	Bill Scanlan	0	0	0	0	.000	0	0	.000	0	0	.000	0	0	.000	0	0	0	0	0	0	0	0	0	0	0	0
13	Sam Ramagano	1	0	2	7	.286	0	0	.000	2	7	.286	0	0	.000	0	1	1	0	0	1	0	1	4	0	-13	6
14	Lijah Thompson	0	0	0	0	.000	0	0	.000	0	0	.000	0	0	.000	0	0	0	0	0	0	0	0	0	0	0	0
15	Justin Plummer	1	0	1	4	.250	1	4	.250	0	0	.000	0	0	.000	3	3	6	4	0	0	1	1	3	0	-7	2
20	Greg Gardner	1	0	7	15	.467	5	11	.455	2	4	.500	2	2	1.000	0	3	3	0	0	0	0	1	2	0	-11	18
	TEAM	1	0	0	0	.000	0	0	.000	0	0	.000	0	0	.000	1	1	2	0	0	0	0	0	0	0	0	0
	<b>TOTALS</b>	<b>1</b>	<b>0</b>	<b>18</b>	<b>47</b>	<b>.383</b>	<b>11</b>	<b>24</b>	<b>.458</b>	<b>7</b>	<b>23</b>	<b>.304</b>	<b>12</b>	<b>13</b>	<b>.923</b>	<b>5</b>	<b>15</b>	<b>20</b>	<b>10</b>	<b>0</b>	<b>1</b>	<b>2</b>	<b>8</b>	<b>18</b>	<b>0</b>	<b>-11</b>	<b>55</b>



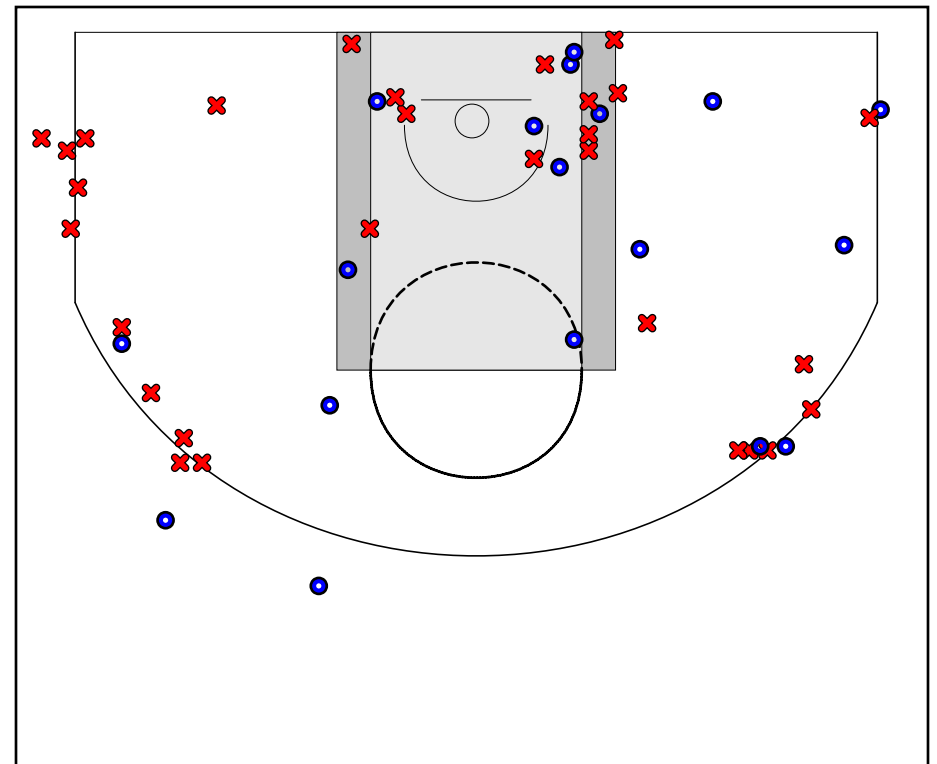
## Game Summary Comparison

Statistic	DiBeradinas CHARCOAL	Boyle TEAL
Points	66	55
<i>Field Goals</i>	26 / 46	18 / 47
2 Point	23 / 39	11 / 24
3 Point	3 / 7	7 / 23
<i>Free Throws</i>	11 / 18	12 / 13
Assists	9	10
Rebounds	27	20
Offensive	4	5
Defensive	23	15
Blocks	1	1
Steals	6	0
Deflections	1	2
Turnovers	8	8
Charges Taken	0	0
Personal Fouls	10	18

DiBeradinas CHARCOAL



Boyle TEAL



### DiBeradinas CHARCOAL Turnovers

Period	Clock	Player	Turnover Type
1st Period	0:00	#0 Cristian Smith	Other
1st Period	0:00	#0 Cristian Smith	Other
1st Period	0:00	#0 Cristian Smith	Other
1st Period	0:00	#10 Mike McDevitt	Other
1st Period	0:00	#0 Cristian Smith	Other
2nd Period	0:00	#3 Zack Mahler	Other
2nd Period	0:00	#5 Timmy Smith	Other

### DiBeradinas CHARCOAL Fouls

Period	Clock	Player	Foul
1st Period	0:00	#0 Cristian Smith	Other (Def)
1st Period	0:00	#3 Zack Mahler	Other (Def)
2nd Period	0:00	#20 Joe Rod	Other (Def)
2nd Period	0:00	#5 Timmy Smith	Other (Off)
2nd Period	0:00	#0 Cristian Smith	Other (Def)
2nd Period	0:00	#20 Joe Rod	Other (Def)
2nd Period	0:00	#0 Cristian Smith	Other (Def)
2nd Period	0:00	#0 Cristian Smith	Other (Def)
2nd Period	0:00	#5 Timmy Smith	Other (Def)
2nd Period	0:00	#20 Joe Rod	Other (Def)

### Boyle TEAL Turnovers

Period	Clock	Player	Turnover Type
1st Period	0:00	#4 Brian Boyle	Other
1st Period	0:00	#10 Paul Ramagano	Other
1st Period	0:00	#10 Paul Ramagano	Other
2nd Period	0:00	#13 Sam Ramagano	Other
2nd Period	0:00	#15 Justin Plummer	Other
2nd Period	0:00	#4 Brian Boyle	Other

### Boyle TEAL Fouls

Period	Clock	Player	Foul
1st Period	0:00	#4 Brian Boyle	Other (Def)
1st Period	0:00	#11 Tom Cooney	Other (Def)
1st Period	0:00	#4 Brian Boyle	Other (Off)
1st Period	0:00	#4 Brian Boyle	Other (Def)
1st Period	0:00	#20 Greg Gardner	Other (Off)
1st Period	0:00	#10 Paul Ramagano	Other (Def)
2nd Period	0:00	#13 Sam Ramagano	Other (Def)
2nd Period	0:00	#13 Sam Ramagano	Other (Def)
2nd Period	0:00	#15 Justin Plummer	Other (Def)
2nd Period	0:00	#10 Paul Ramagano	Other (Def)
2nd Period	0:00	#15 Justin Plummer	Other (Def)
2nd Period	0:00	#15 Justin Plummer	Other (Def)
2nd Period	0:00	#13 Sam Ramagano	Other (Def)
2nd Period	0:00	#13 Sam Ramagano	Other (Def)
2nd Period	0:00	#11 Tom Cooney	Other (Def)
2nd Period	0:00	#20 Greg Gardner	Other (Def)
2nd Period	0:00	#4 Brian Boyle	Other (Def)
2nd Period	0:00	#10 Paul Ramagano	Other (Def)