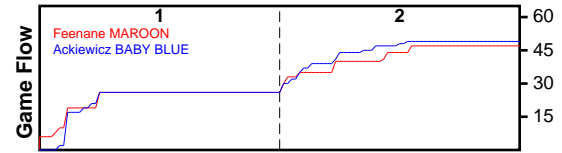


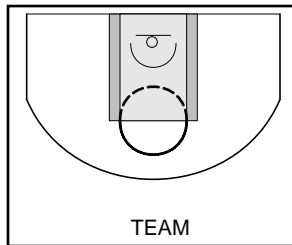
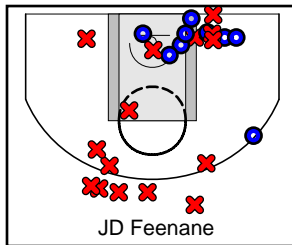
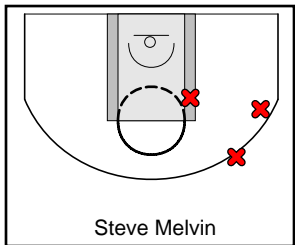
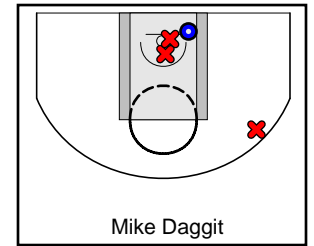
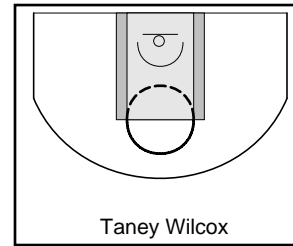
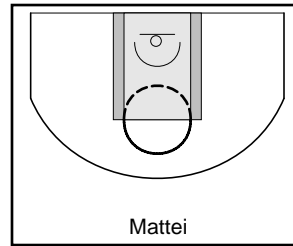
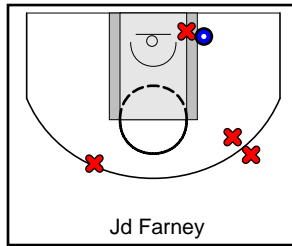
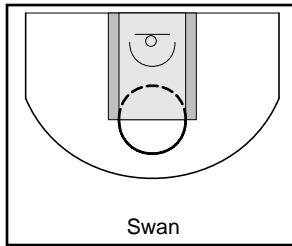
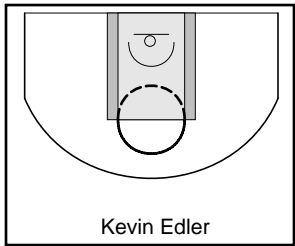
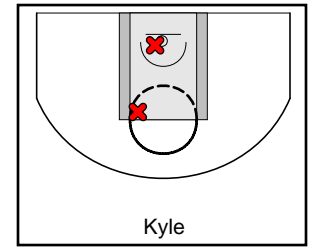
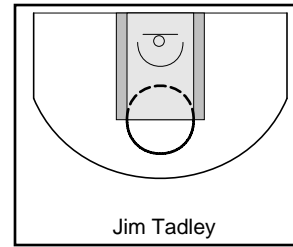
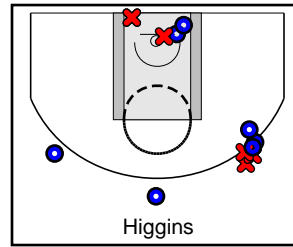
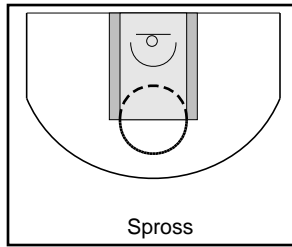
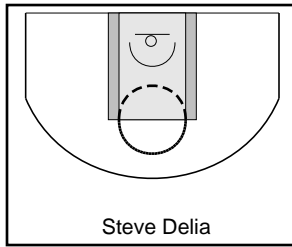
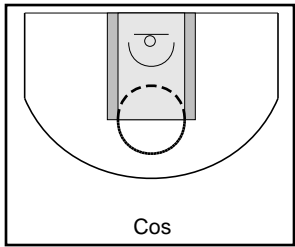
Feenane MAROON

7/5/17 Feenane MAROON at Ackiewicz BABY BLUE

	1	2	T
Feenane	26	21	47
Ackiewicz BABY	26	23	49



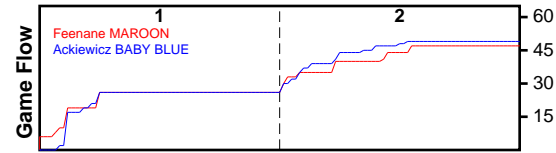
#	Name	G	MIN	FGM	FGA	FG%	2PM	2PA	2P%	3PM	3PA	3P%	FTM	FTA	FT%	OREB	DREB	REB	AST	STL	BLK	DEF	TO	PF	CHG	PM	PTS
0	Cos	0	0	0	0	.000	0	0	.000	0	0	.000	0	0	.000	0	0	0	0	0	0	0	0	0	0	0	0
0	Steve Delia	1	2	0	0	.000	0	0	.000	0	0	.000	0	0	.000	0	0	0	0	0	0	0	1	0	0	-7	0
00	Spross	0	0	0	0	.000	0	0	.000	0	0	.000	0	0	.000	0	0	0	0	0	0	0	0	0	0	0	0
0	Higgins	1	30	7	13	.538	2	5	.400	5	8	.625	0	0	.000	0	8	8	3	1	0	2	1	4	0	7	19
0	Jim Tadley	0	0	0	0	.000	0	0	.000	0	0	.000	0	0	.000	0	0	0	0	0	0	0	0	0	0	0	0
0	Kyle	1	29	0	2	.000	0	2	.000	0	0	.000	0	0	.000	4	2	6	0	2	0	1	4	2	0	-7	0
0	Kevin Edler	0	0	0	0	.000	0	0	.000	0	0	.000	0	0	.000	0	0	0	0	0	0	0	0	0	0	0	0
0	Swan	0	0	0	0	.000	0	0	.000	0	0	.000	0	0	.000	0	0	0	0	0	0	0	0	0	0	0	0
0	Jd Farney	1	24	1	5	.200	1	2	.500	0	3	.000	0	0	.000	0	0	0	0	2	0	0	4	2	0	-10	2
1	Mattei	0	0	0	0	.000	0	0	.000	0	0	.000	0	0	.000	0	0	0	0	0	0	0	0	0	0	0	0
5	Taney Wilcox	0	0	0	0	.000	0	0	.000	0	0	.000	0	0	.000	0	0	0	0	0	0	0	0	0	0	0	0
10	Mike Daggit	1	28	1	4	.250	1	3	.333	0	1	.000	0	0	.000	1	2	3	2	1	0	1	1	2	0	1	2
11	Steve Melvin	1	15	0	3	.000	0	1	.000	0	2	.000	1	2	.500	0	1	1	0	0	0	0	0	5	0	-10	1
12	JD Feenane	1	32	9	24	.375	8	15	.533	1	9	.111	4	5	.800	1	8	9	0	2	3	0	4	1	0	-4	23
	TEAM	1	0	0	0	.000	0	0	.000	0	0	.000	0	0	.000	0	3	3	0	0	0	0	0	0	0	0	0
	TOTALS	1	40	18	51	.353	12	28	.429	6	23	.261	5	7	.714	6	24	30	5	8	3	4	15	16	0	-2	47



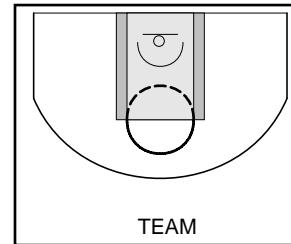
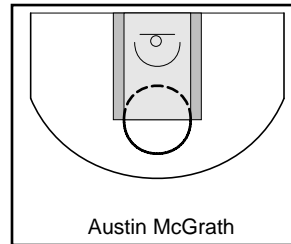
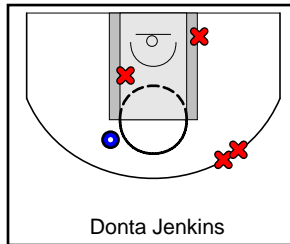
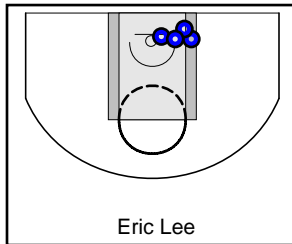
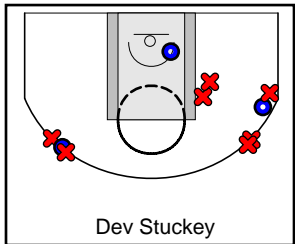
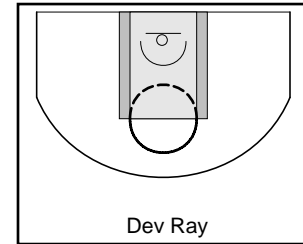
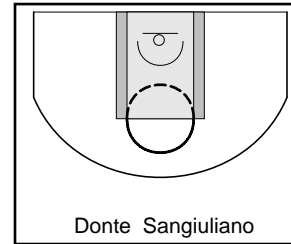
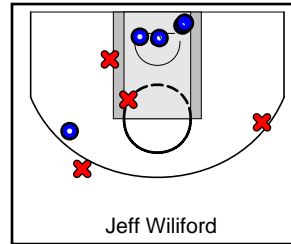
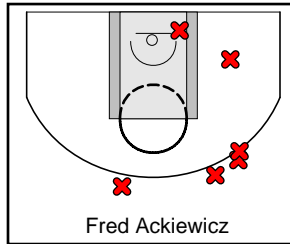
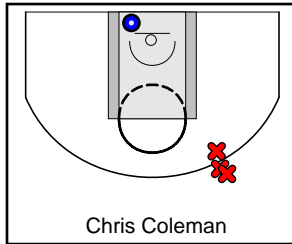
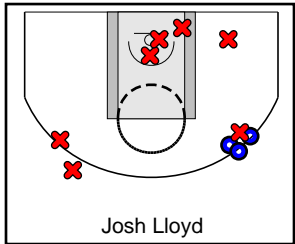
Ackiewicz BABY BLUE

7/5/17 Feenane MAROON at Ackiewicz BABY BLUE

	1	2	T
Feenane	26	21	47
Ackiewicz BABY	26	23	49



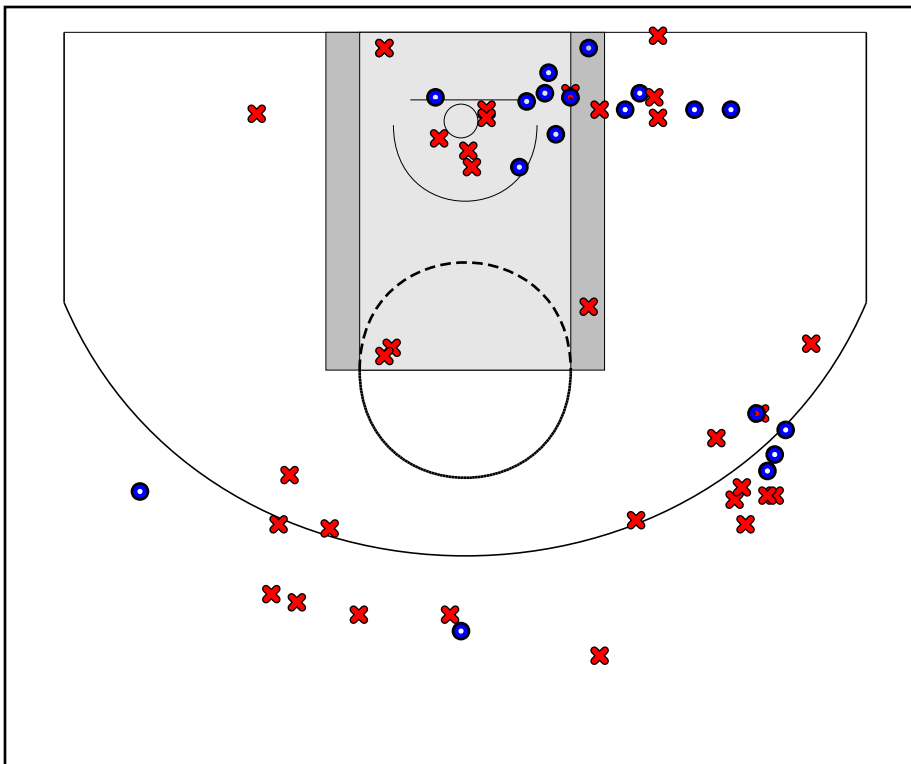
#	Name	G	MIN	FGM	FGA	FG%	2PM	2PA	2P%	3PM	3PA	3P%	FTM	FTA	FT%	OREB	DREB	REB	AST	STL	BLK	DEF	TO	PF	CHG	PM	PTS
3	Josh Lloyd	1	24	3	10	.300	0	4	.000	3	6	.500	0	1	.000	1	4	5	1	2	0	0	1	3	0	-7	9
4	Chris Coleman	1	28	1	4	.250	1	1	1.000	0	3	.000	0	2	.000	3	1	4	2	1	0	0	3	2	0	7	2
5	Fred Ackiewicz	1	28	0	6	.000	0	2	.000	0	4	.000	1	2	.500	1	3	4	2	2	0	0	2	1	0	2	1
10	Jeff Wilford	1	29	6	10	.600	5	7	.714	1	3	.333	5	6	.833	2	2	4	1	3	0	2	1	1	0	13	18
11	Donte Sangiuliano	0	0	0	0	.000	0	0	.000	0	0	.000	0	0	.000	0	0	0	0	0	0	0	0	0	0	0	0
12	Dev Ray	0	0	0	0	.000	0	0	.000	0	0	.000	0	0	.000	0	0	0	0	0	0	0	0	0	0	0	0
13	Dev Stuckey	1	15	3	10	.300	1	3	.333	2	7	.286	0	2	.000	1	1	2	2	3	0	0	1	1	0	11	8
15	Eric Lee	1	26	4	4	1.000	4	4	1.000	0	0	.000	2	3	.667	2	5	7	0	1	2	0	2	0	0	1	10
20	Donta Jenkins	1	14	0	4	.000	0	2	.000	0	2	.000	1	2	.500	3	4	7	0	1	0	0	1	1	0	-7	1
21	Austin McGrath	0	0	0	0	.000	0	0	.000	0	0	.000	0	0	.000	0	0	0	0	0	0	0	0	0	0	0	0
	TEAM	1	0	0	0	.000	0	0	.000	0	0	.000	0	0	.000	0	3	3	0	0	0	0	0	0	0	0	0
	TOTALS	1	40	17	48	.354	11	23	.478	6	25	.240	9	18	.500	13	23	36	8	13	2	2	11	9	0	2	49



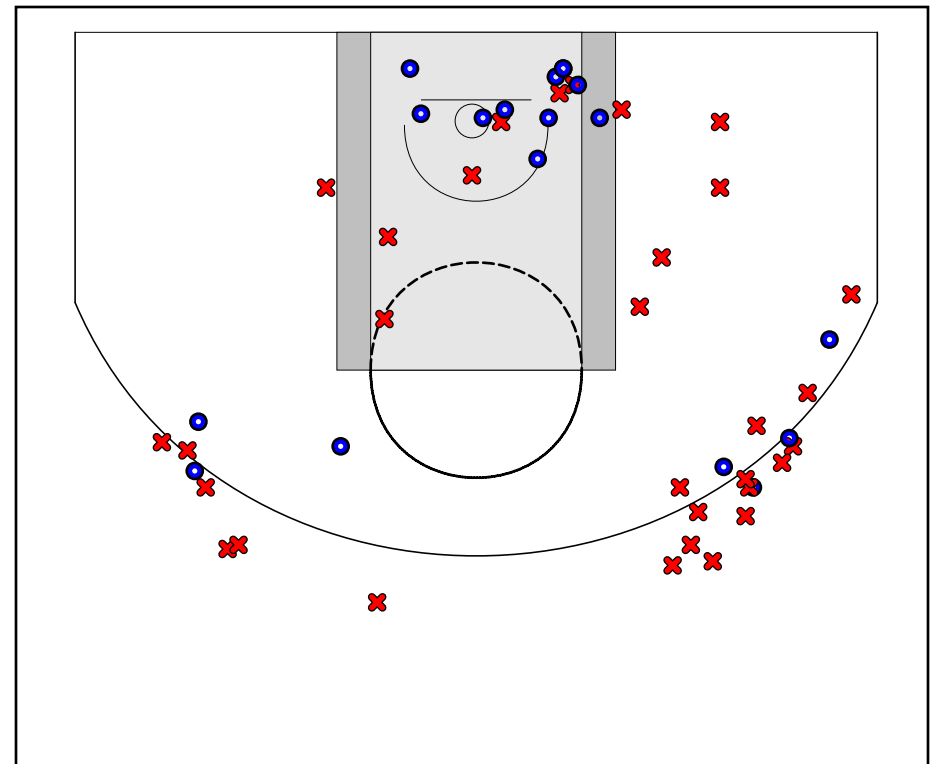
Game Summary Comparison

Statistic	Feenane MAROON	Ackiewicz BABY BLUE
Points	47	49
<i>Field Goals</i>	18 / 51	17 / 48
<i>2 Point</i>	12 / 28	11 / 23
<i>3 Point</i>	6 / 23	6 / 25
<i>Free Throws</i>	5 / 7	9 / 18
Assists	5	8
Rebounds	30	36
<i>Offensive</i>	6	13
<i>Defensive</i>	24	23
Blocks	3	2
Steals	8	13
Deflections	4	2
Turnovers	15	11
Charges Taken	0	0
Personal Fouls	16	9

Feenane MAROON



Ackiewicz BABY BLUE



Feenane MAROON Turnovers

Period	Clock	Player	Turnover Type
1st Period	18:17	#12 JD Feenane	Other
1st Period	17:40	#0 Steve Delia	Other
1st Period	17:40	#0 Kyle	Other
1st Period	16:48	#12 JD Feenane	Other
1st Period	15:27	#12 JD Feenane	Other
1st Period	14:53	#0 Kyle	Other
1st Period	14:53	#0 Jd Farney	Other
1st Period	14:53	#0 Higgins	Other
1st Period	14:53	#10 Mike Daggit	Other
2nd Period	19:37	#12 JD Feenane	Other
2nd Period	17:57	#0 Jd Farney	Other
2nd Period	17:09	#0 Jd Farney	Other
2nd Period	16:47	#0 Jd Farney	Other
2nd Period	13:29	#0 Kyle	Other
2nd Period	10:00	#0 Kyle	Other

Feenane MAROON Fouls

Period	Clock	Player	Foul
1st Period	18:09	#10 Mike Daggit	Other (Def)
1st Period	17:40	#11 Steve Melvin	Other (Def)
1st Period	17:40	#11 Steve Melvin	Other (Def)
1st Period	14:53	#12 JD Feenane	Other (Def)
2nd Period	19:37	#0 Higgins	Other (Def)
2nd Period	19:37	#11 Steve Melvin	Other (Def)
2nd Period	18:13	#0 Jd Farney	Other (Def)
2nd Period	15:14	#11 Steve Melvin	Other (Def)
2nd Period	14:12	#0 Kyle	Other (Def)
2nd Period	14:12	#0 Higgins	Other (Def)
2nd Period	12:58	#0 Higgins	Other (Def)
2nd Period	11:56	#0 Higgins	Other (Def)
2nd Period	10:32	#10 Mike Daggit	Other (Def)
2nd Period	9:53	#11 Steve Melvin	Other (Def)
2nd Period	9:23	#0 Kyle	Other (Def)
2nd Period	8:48	#0 Jd Farney	Other (Def)

Ackiewicz BABY BLUE Turnovers

Period	Clock	Player	Turnover Type
1st Period	17:40	#5 Fred Ackiewicz	Other
1st Period	16:28	#20 Donta Jenkins	Other
1st Period	14:53	#3 Josh Lloyd	Other
1st Period	14:53	#4 Chris Coleman	Other
1st Period	14:53	#15 Eric Lee	Other
1st Period	14:53	#5 Fred Ackiewicz	Other
1st Period	14:53	#10 Jeff Williford	Other
2nd Period	17:20	#4 Chris Coleman	Other
2nd Period	15:09	#13 Dev Stuckey	Other
2nd Period	13:35	#15 Eric Lee	Other
2nd Period	10:23	#4 Chris Coleman	Other

Ackiewicz BABY BLUE Fouls

Period	Clock	Player	Foul
1st Period	18:17	#4 Chris Coleman	Other (Def)
1st Period	14:53	#20 Donta Jenkins	Other (Def)
2nd Period	18:13	#3 Josh Lloyd	Other (Def)
2nd Period	16:56	#4 Chris Coleman	Other (Def)
2nd Period	15:09	#10 Jeff Williford	Other (Def)
2nd Period	15:09	#13 Dev Stuckey	Other (Def)
2nd Period	13:58	#5 Fred Ackiewicz	Other (Def)
2nd Period	11:25	#3 Josh Lloyd	Other (Def)
2nd Period	10:45	#3 Josh Lloyd	Other (Def)