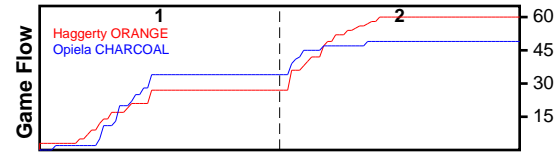


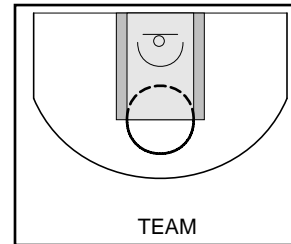
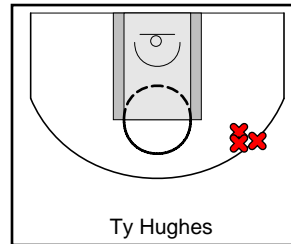
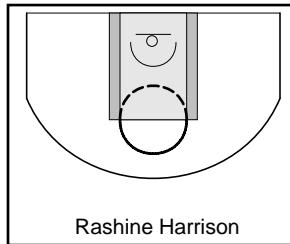
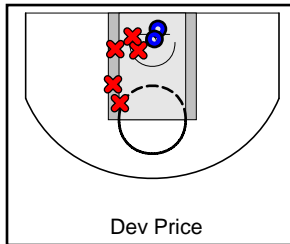
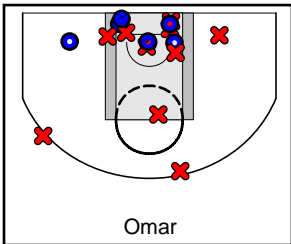
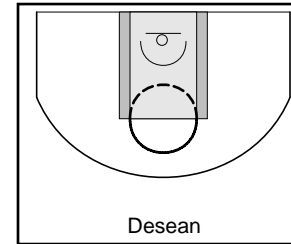
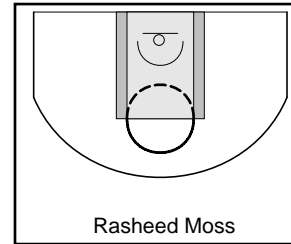
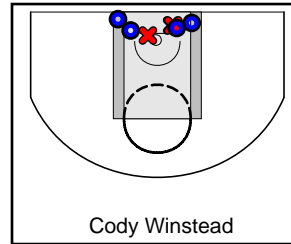
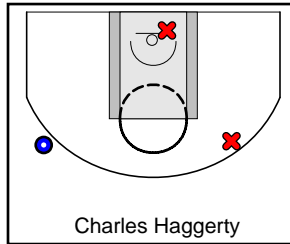
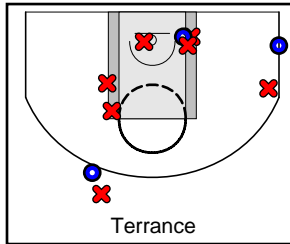

Haggerty ORANGE

7/3/17 Haggerty ORANGE at Opiela CHARCOAL

	1	2	T
Haggerty	27	33	60
Opiela	34	15	49



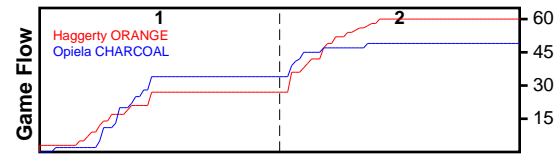
#	Name	G	MIN	FGM	FGA	FG%	2PM	2PA	2P%	3PM	3PA	3P%	FTM	FTA	FT%	OREB	DREB	REB	AST	STL	BLK	DEF	TO	PF	CHG	PM	PTS
3	Terron Shands	1	23	5	12	.417	5	9	.556	0	3	.000	1	2	.500	0	1	1	1	0	1	0	0	1	0	7	11
4	Terrance	1	29	3	10	.300	1	6	.167	2	4	.500	5	8	.625	2	10	12	2	1	1	1	0	0	0	13	13
5	Charles Haggerty	1	7	1	3	.333	0	1	.000	1	2	.500	0	0	.000	0	1	1	2	1	0	1	1	2	0	-2	3
11	Cody Winstead	1	27	4	7	.571	4	7	.571	0	0	.000	1	1	1.000	4	5	9	0	0	0	2	0	1	0	15	9
13	Rasheed Moss	0	0	0	0	.000	0	0	.000	0	0	.000	0	0	.000	0	0	0	0	0	0	0	0	0	0	0	0
13	Desean	0	0	0	0	.000	0	0	.000	0	0	.000	0	0	.000	0	0	0	0	0	0	0	0	0	0	0	0
14	Omar	1	29	7	17	.412	7	15	.467	0	2	.000	4	4	1.000	2	9	11	1	0	1	0	0	2	0	11	18
15	Dev Price	1	23	2	7	.286	2	7	.286	0	0	.000	2	2	1.000	3	4	7	1	0	0	0	0	1	0	5	6
20	Rashine Harrison	0	0	0	0	.000	0	0	.000	0	0	.000	0	0	.000	0	0	0	0	0	0	0	0	0	0	0	0
55	Ty Hughes	1	7	0	3	.000	0	0	.000	0	3	.000	0	0	.000	0	1	1	0	0	0	0	1	1	0	6	0
	TEAM	1	0	0	0	.000	0	0	.000	0	0	.000	0	0	.000	0	2	2	0	0	0	0	0	0	0	0	0
	TOTALS	1	40	22	59	.373	19	45	.422	3	14	.214	13	17	.765	11	33	44	7	2	3	4	2	8	0	11	60



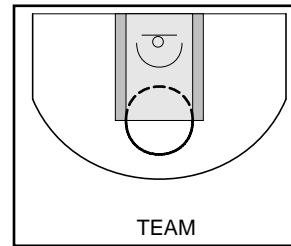
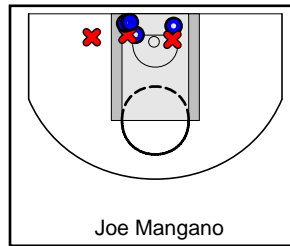
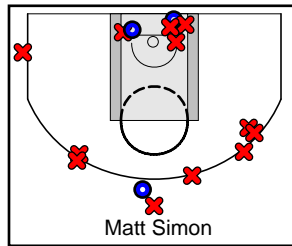
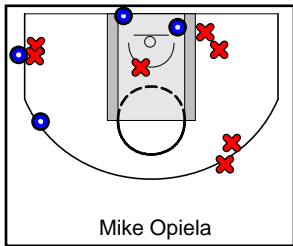
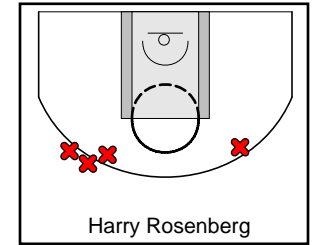
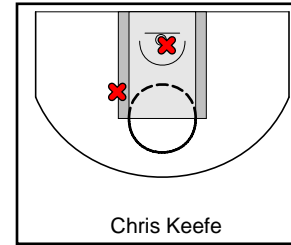
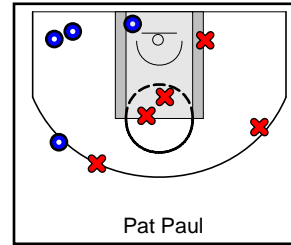
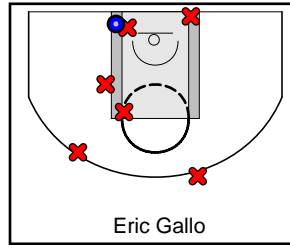
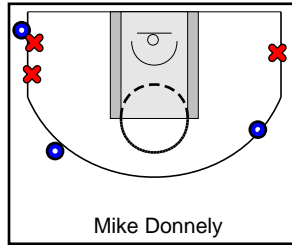
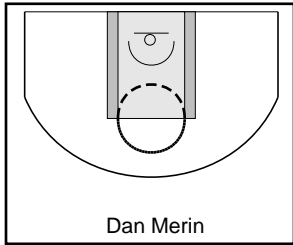
Opiela CHARCOAL

7/3/17 Haggerty ORANGE at Opiela CHARCOAL

	1	2	T
Haggerty	27	33	60
Opiela	34	15	49



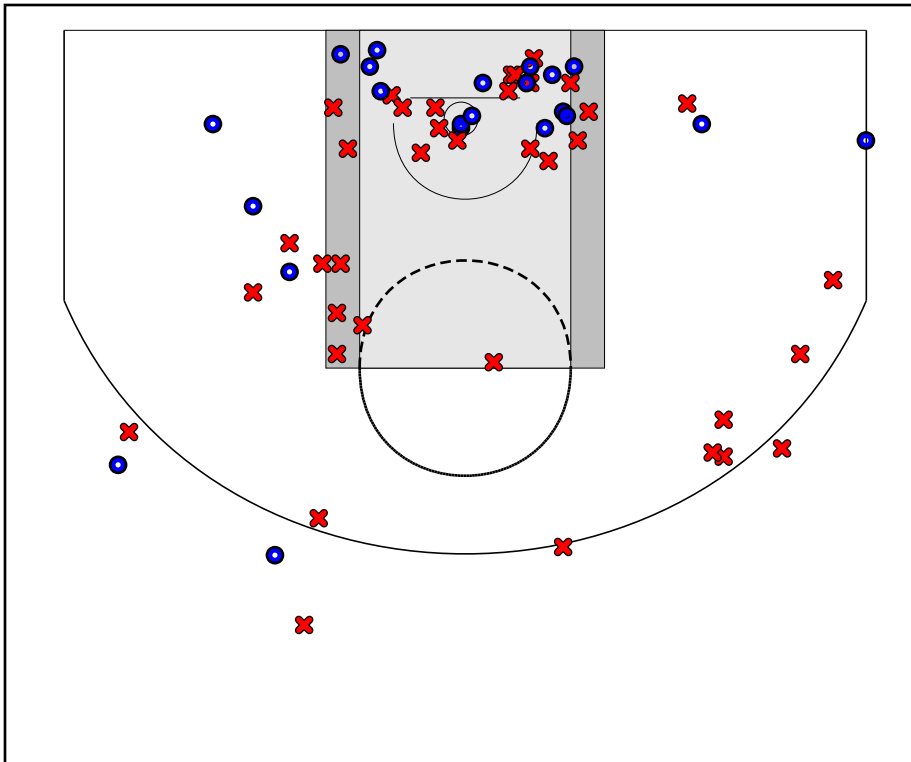
#	Name	G	MIN	FGM	FGA	FG%	2PM	2PA	2P%	3PM	3PA	3P%	FTM	FTA	FT%	OREB	DREB	REB	AST	STL	BLK	DEF	TO	PF	CHG	PM	PTS
00	Dan Merin	0	0	0	0	.000	0	0	.000	0	0	.000	0	0	.000	0	0	0	0	0	0	0	0	0	0	0	0
3	Mike Donnelly	1	17	3	6	.500	0	0	.000	3	6	.500	0	0	.000	0	1	1	0	0	0	0	1	0	0	2	9
4	Eric Gallo	1	26	1	8	.125	1	5	.200	0	3	.000	0	0	.000	0	0	0	3	1	0	3	1	3	0	-24	2
5	Pat Paul	1	19	4	9	.444	3	6	.500	1	3	.333	0	0	.000	1	6	7	0	0	1	1	0	3	0	-4	9
10	Chris Keefe	1	16	0	2	.000	0	2	.000	0	0	.000	0	0	.000	3	0	3	2	0	0	0	1	4	0	-4	0
11	Harry Rosenberg	1	3	0	4	.000	0	0	.000	0	4	.000	0	0	.000	0	2	2	2	0	0	0	0	1	0	11	0
12	Mike Opiela	1	24	4	11	.364	2	5	.400	2	6	.333	0	0	.000	0	5	5	1	0	0	0	1	2	0	-15	10
13	Matt Simon	1	17	3	15	.200	2	6	.333	1	9	.111	3	3	1.000	0	7	7	1	2	0	1	0	0	0	-9	10
14	Joe Mangano	1	23	4	7	.571	4	7	.571	0	0	.000	1	2	.500	4	4	8	0	0	1	1	0	2	0	-12	9
	TEAM	1	0	0	0	.000	0	0	.000	0	0	.000	0	0	.000	1	2	3	0	0	0	0	0	0	0	0	0
	TOTALS	1	40	19	62	.306	12	31	.387	7	31	.226	4	5	.800	9	27	36	9	3	2	6	4	15	0	-11	49



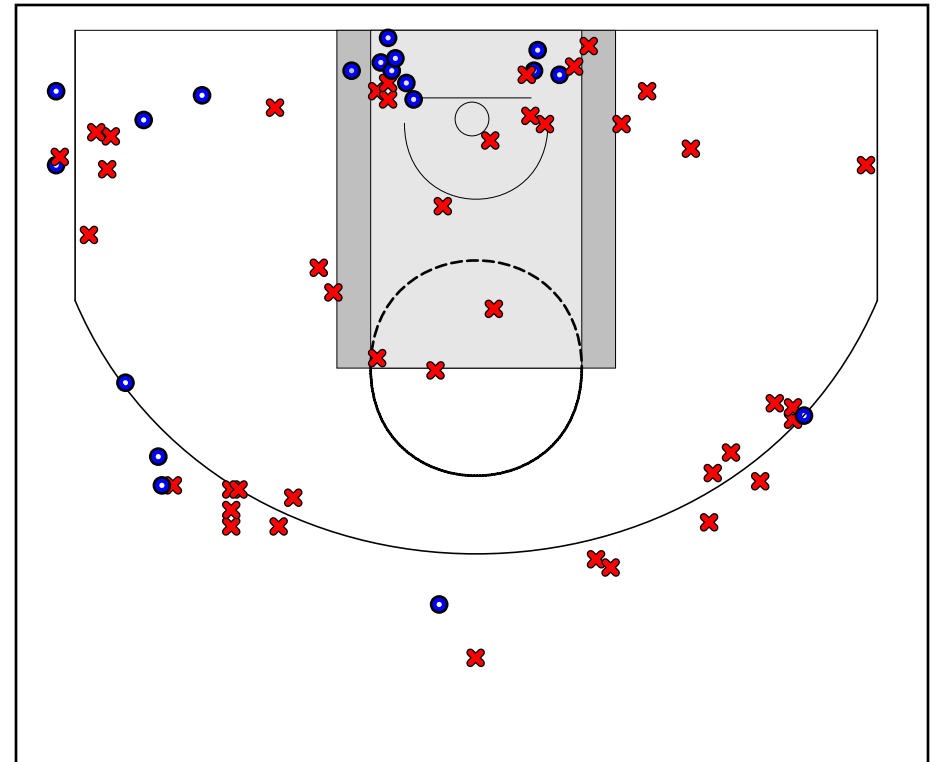
Game Summary Comparison

Statistic	Haggerty ORANGE	Opiela CHARCOAL
Points	60	49
<i>Field Goals</i>	22 / 59	19 / 62
<i>2 Point</i>	19 / 45	12 / 31
<i>3 Point</i>	3 / 14	7 / 31
<i>Free Throws</i>	13 / 17	4 / 5
Assists	7	9
Rebounds	44	36
<i>Offensive</i>	11	9
<i>Defensive</i>	33	27
Blocks	3	2
Steals	2	3
Deflections	4	6
Turnovers	2	4
Charges Taken	0	0
Personal Fouls	8	15

Haggerty ORANGE



Opiela CHARCOAL



Haggerty ORANGE Turnovers

Period	Clock	Player	Turnover Type
1st Period	18:38	#5 Charles Haggerty	Other
1st Period	14:26	#55 Ty Hughes	Other

Haggerty ORANGE Fouls

Period	Clock	Player	Foul
1st Period	16:58	#5 Charles Haggerty	Other (Def)
1st Period	14:26	#55 Ty Hughes	Other (Def)
1st Period	13:05	#15 Dev Price	Other (Def)
2nd Period	18:52	#5 Charles Haggerty	Other (Def)
2nd Period	18:52	#14 Omar	Other (Def)
2nd Period	18:26	#11 Cody Winstead	Other (Def)
2nd Period	16:15	#3 Terron Shands	Other (Def)
2nd Period	15:18	#14 Omar	Other (Def)

Opiela CHARCOAL Turnovers

Period	Clock	Player	Turnover Type
1st Period	18:51	#12 Mike Opiela	Other
1st Period	17:34	#10 Chris Keefe	Other
1st Period	10:30	#3 Mike Donnely	Other
2nd Period	18:42	#4 Eric Gallo	Other

Opiela CHARCOAL Fouls

Period	Clock	Player	Foul
1st Period	18:11	#4 Eric Gallo	Other (Def)
1st Period	12:40	#5 Pat Paul	Other (Def)
1st Period	10:47	#10 Chris Keefe	Other (Def)
1st Period	10:30	#5 Pat Paul	Other (Def)
2nd Period	18:52	#10 Chris Keefe	Other (Def)
2nd Period	18:52	#4 Eric Gallo	Other (Def)
2nd Period	18:52	#14 Joe Mangano	Other (Def)
2nd Period	16:15	#11 Harry Rosenberg	Other (Def)
2nd Period	16:15	#12 Mike Opiela	Other (Def)
2nd Period	16:15	#14 Joe Mangano	Other (Def)
2nd Period	15:04	#12 Mike Opiela	Other (Def)
2nd Period	14:33	#4 Eric Gallo	Other (Def)
2nd Period	13:43	#5 Pat Paul	Other (Def)
2nd Period	13:23	#10 Chris Keefe	Other (Def)
2nd Period	12:22	#10 Chris Keefe	Other (Def)