


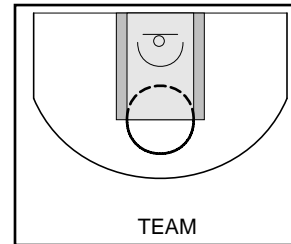
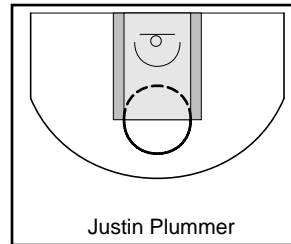
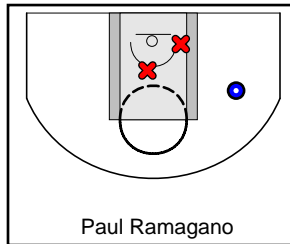
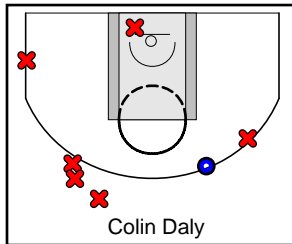
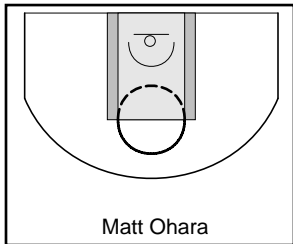
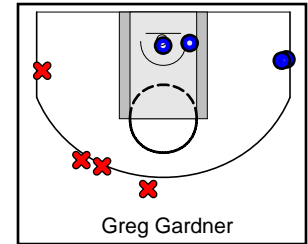

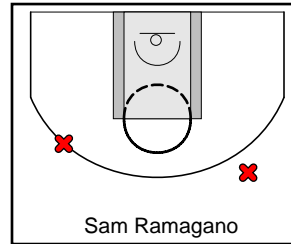
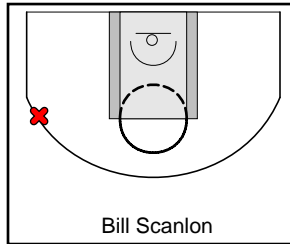
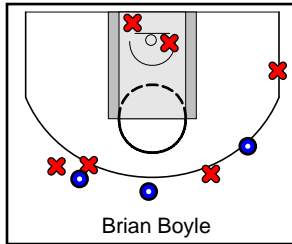

# Teal

7/31/18 Teal at Baby Blue

	1	OT1	T
Teal	31	37	68
Baby Blue	36	36	72




#	Name	G	MIN	FGM	FGA	FG%	2PM	2PA	2P%	3PM	3PA	3P%	FTM	FTA	FT%	OREB	DREB	REB	AST	STL	BLK	DEF	TO	PF	CHG	PM	PTS
3	DJ Peterson	1	0	2	6	.333	2	6	.333	0	0	.000	1	2	.500	5	3	8	0	1	2	0	2	3	0	0	5
4	Brian Boyle	1	0	3	9	.333	0	2	.000	3	7	.429	3	4	.750	0	4	4	5	1	0	0	2	5	0	2	12
5	Bill Scanlon	1	0	0	1	.000	0	0	.000	0	1	.000	0	0	.000	0	1	1	0	0	0	0	0	0	0	-7	0
10	Sam Ramagano	1	0	0	2	.000	0	0	.000	0	2	.000	0	0	.000	0	1	1	1	0	0	0	0	0	0	-8	0
11	Eric Brennan	1	0	14	24	.583	8	15	.533	6	9	.667	2	3	.667	3	10	13	3	1	0	1	3	2	0	6	36
12	Greg Gardner	1	0	4	8	.500	2	2	1.000	2	6	.333	0	0	.000	1	3	4	1	0	1	0	0	0	0	4	10
12	Matt Ohara	0	0	0	0	.000	0	0	.000	0	0	.000	0	0	.000	0	0	0	0	0	0	0	0	0	0	0	0
13	Colin Daly	1	0	1	7	.143	0	1	.000	1	6	.167	0	0	.000	1	4	5	2	2	1	0	0	1	0	4	3
14	Paul Ramagano	1	0	1	3	.333	1	3	.333	0	0	.000	0	0	.000	0	1	1	0	0	0	0	0	1	0	-16	2
20	Justin Plummer	1	0	0	0	.000	0	0	.000	0	0	.000	0	0	.000	1	1	2	0	0	0	0	0	2	0	-5	0
	TEAM	1	0	0	0	.000	0	0	.000	0	0	.000	0	0	.000	0	1	1	0	0	0	0	0	0	0	0	0
	<b>TOTALS</b>	<b>1</b>	<b>0</b>	<b>25</b>	<b>60</b>	<b>.417</b>	<b>13</b>	<b>29</b>	<b>.448</b>	<b>12</b>	<b>31</b>	<b>.387</b>	<b>6</b>	<b>9</b>	<b>.667</b>	<b>11</b>	<b>29</b>	<b>40</b>	<b>12</b>	<b>5</b>	<b>4</b>	<b>1</b>	<b>7</b>	<b>14</b>	<b>0</b>	<b>-4</b>	<b>68</b>



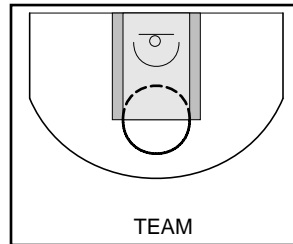
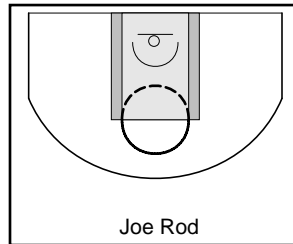
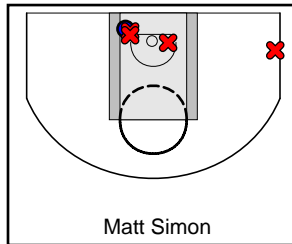
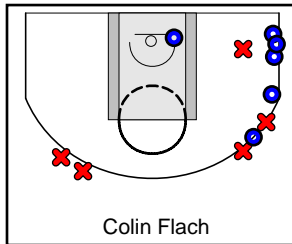
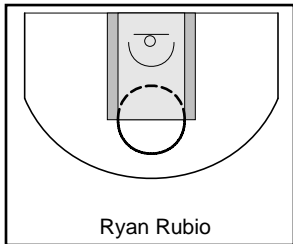

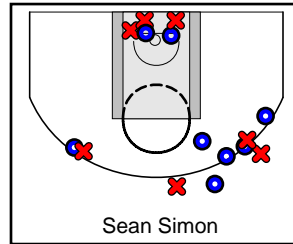
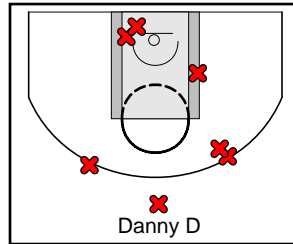
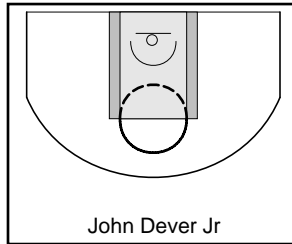
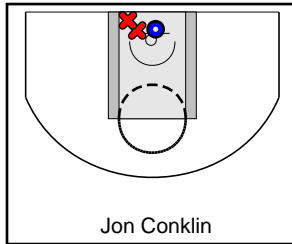
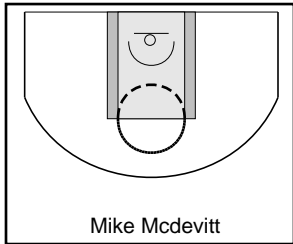
# Baby Blue

7/31/18 Teal at Baby Blue

	1	OT1	T
Teal	31	37	68
Baby Blue	36	36	72



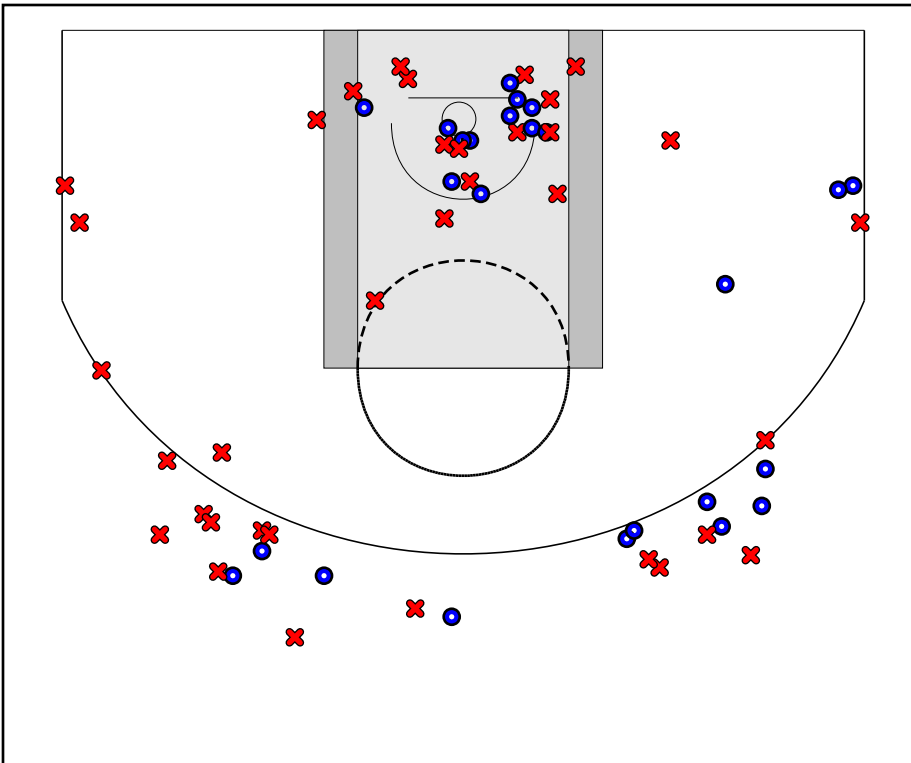
#	Name	G	MIN	FGM	FGA	FG%	2PM	2PA	2P%	3PM	3PA	3P%	FTM	FTA	FT%	OREB	DREB	REB	AST	STL	BLK	DEF	TO	PF	CHG	PM	PTS
0	Mike Mcdevitt	0	0	0	0	.000	0	0	.000	0	0	.000	0	0	.000	0	0	0	0	0	0	0	0	0	0	0	0
0	Jon Conklin	1	0	1	3	.333	1	3	.333	0	0	.000	2	4	.500	2	12	14	0	0	1	0	1	4	0	2	4
0	John Dever Jr	0	0	0	0	.000	0	0	.000	0	0	.000	0	0	.000	0	0	0	0	0	0	0	0	0	0	0	
1	Danny D	1	0	0	7	.000	0	3	.000	0	4	.000	1	2	.500	1	1	2	2	2	0	0	1	3	0	2	1
3	Sean Simon	1	0	8	15	.533	3	6	.500	5	9	.556	4	4	1.000	0	3	3	3	1	0	2	1	1	0	3	25
4	Timmy Smith	1	0	9	15	.600	9	15	.600	0	0	.000	3	3	1.000	0	7	7	4	2	0	0	2	4	0	4	21
5	Ryan Rubio	0	0	0	0	.000	0	0	.000	0	0	.000	0	0	.000	0	0	0	0	0	0	0	0	0	0	0	
11	Colin Flach	1	0	6	11	.545	1	2	.500	5	9	.556	0	0	.000	0	2	2	2	0	0	1	1	2	0	11	17
15	Matt Simon	1	0	1	5	.200	1	4	.250	0	1	.000	2	4	.500	0	2	2	0	2	0	0	0	1	0	-2	4
22	Joe Rod	0	0	0	0	.000	0	0	.000	0	0	.000	0	0	.000	0	0	0	0	0	0	0	0	0	0	0	
	TEAM	1	0	0	0	.000	0	0	.000	0	0	.000	0	0	.000	0	1	1	0	0	0	0	0	0	0	0	
	<b>TOTALS</b>	<b>1</b>	<b>0</b>	<b>25</b>	<b>56</b>	<b>.446</b>	<b>15</b>	<b>33</b>	<b>.455</b>	<b>10</b>	<b>23</b>	<b>.435</b>	<b>12</b>	<b>17</b>	<b>.706</b>	<b>3</b>	<b>28</b>	<b>31</b>	<b>11</b>	<b>7</b>	<b>1</b>	<b>3</b>	<b>6</b>	<b>15</b>	<b>0</b>	<b>4</b>	<b>72</b>



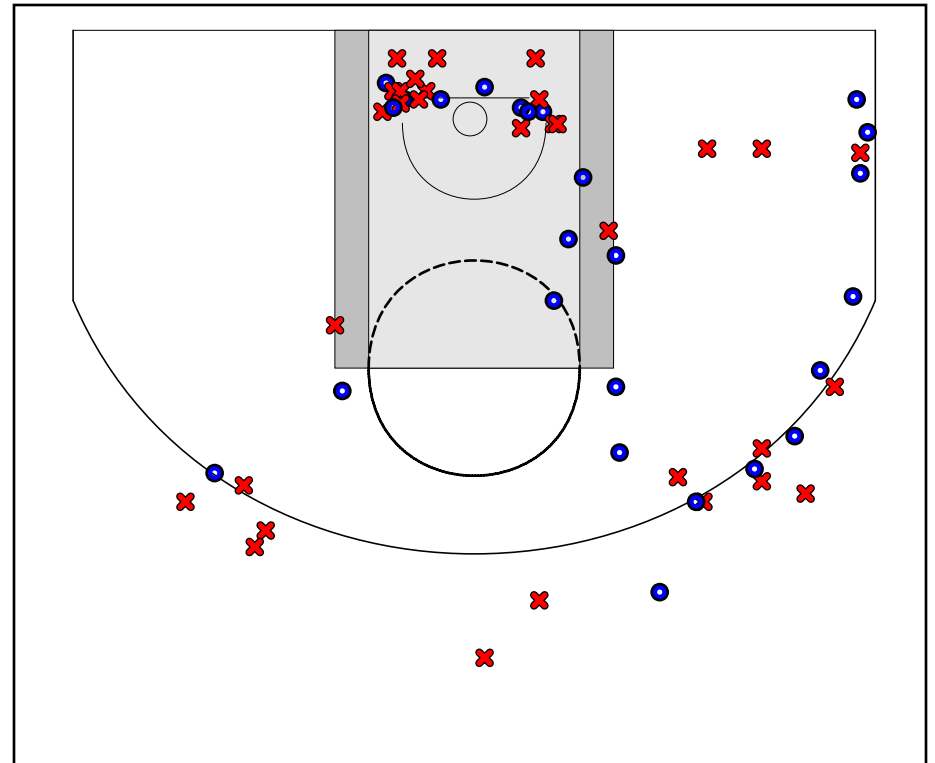
## Game Summary Comparison

Statistic	Teal	Baby Blue
Points	68	72
<i>Field Goals</i>	25 / 60	25 / 56
<i>2 Point</i>	13 / 29	15 / 33
<i>3 Point</i>	12 / 31	10 / 23
<i>Free Throws</i>	6 / 9	12 / 17
Assists	12	11
Rebounds	40	31
<i>Offensive</i>	11	3
<i>Defensive</i>	29	28
Blocks	4	1
Steals	5	7
Deflections	1	3
Turnovers	7	6
Charges Taken	0	0
Personal Fouls	14	15

Teal



Baby Blue



### Teal Turnovers

Period	Clock	Player	Turnover Type
1st Period	0:00	#4 Brian Boyle	Other
1st Period	0:00	#4 Brian Boyle	Other
1st Period	0:00	#11 Eric Brennan	Other
1st Period	0:00	#11 Eric Brennan	Other
2nd Period	0:00	#3 DJ Peterson	Other
2nd Period	0:00	#11 Eric Brennan	Other
2nd Period	0:00	#3 DJ Peterson	Other

### Teal Fouls

Period	Clock	Player	Foul
1st Period	0:00	#4 Brian Boyle	Other (Def)
1st Period	0:00	#3 DJ Peterson	Other (Def)
1st Period	0:00	#4 Brian Boyle	Other (Def)
1st Period	0:00	#11 Eric Brennan	Other (Def)
1st Period	0:00	#20 Justin Plummer	Other (Def)
2nd Period	0:00	#13 Colin Daly	Other (Def)
2nd Period	0:00	#20 Justin Plummer	Other (Def)
2nd Period	0:00	#14 Paul Ramagano	Other (Def)
2nd Period	0:00	#4 Brian Boyle	Other (Def)
2nd Period	0:00	#4 Brian Boyle	Other (Def)
2nd Period	0:00	#3 DJ Peterson	Other (Def)
2nd Period	0:00	#3 DJ Peterson	Other (Def)
2nd Period	0:00	#11 Eric Brennan	Other (Def)
2nd Period	0:00	#4 Brian Boyle	Other (Def)

### Baby Blue Turnovers

Period	Clock	Player	Turnover Type
1st Period	0:00	#1 Danny D	Other
1st Period	0:00	#4 Timmy Smith	Other
2nd Period	0:00	#3 Sean Simon	Other
2nd Period	0:00	#11 Colin Flach	Other
2nd Period	0:00	#0 Jon Conklin	Other

### Baby Blue Fouls

Period	Clock	Player	Foul
1st Period	0:00	#1 Danny D	Other (Tech)
1st Period	0:00	#15 Matt Simon	Other (Def)
1st Period	0:00	#0 Jon Conklin	Other (Def)
1st Period	0:00	#1 Danny D	Other (Def)
1st Period	0:00	#11 Colin Flach	Other (Def)
1st Period	0:00	#4 Timmy Smith	Other (Off)
2nd Period	0:00	#11 Colin Flach	Other (Def)
2nd Period	0:00	#0 Jon Conklin	Other (Def)
2nd Period	0:00	#0 Jon Conklin	Other (Def)
2nd Period	0:00	#0 Jon Conklin	Other (Def)
2nd Period	0:00	#1 Danny D	Other (Def)
2nd Period	0:00	#4 Timmy Smith	Other (Def)
2nd Period	0:00	#3 Sean Simon	Other (Def)
2nd Period	0:00	#4 Timmy Smith	Other (Def)
2nd Period	0:00	#4 Timmy Smith	Other (Def)