


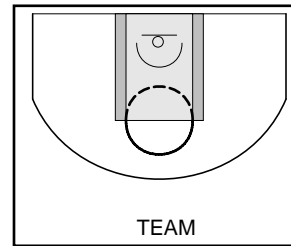

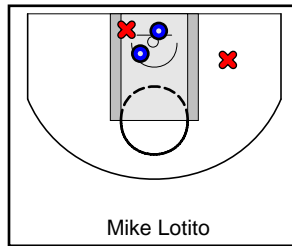
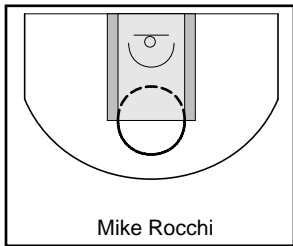
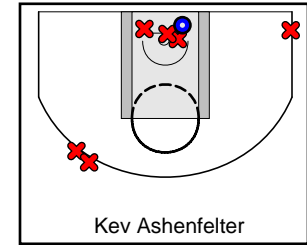
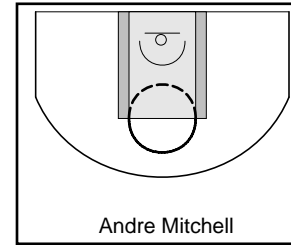
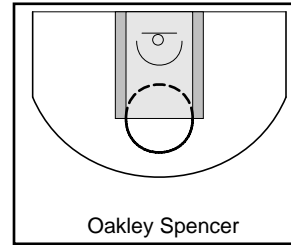
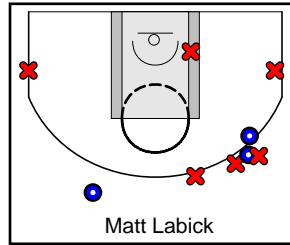
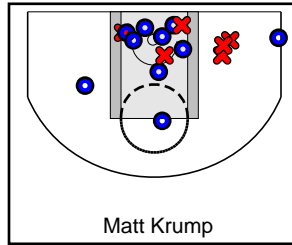
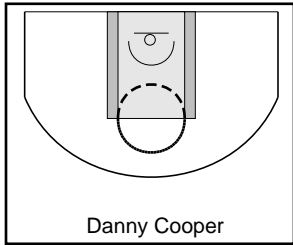
# Navy Blue

7/31/18 Navy Blue at Black

	1	2	T
Navy Blue	37	33	70
Black	21	30	51



#	Name	G	MIN	FGM	FGA	FG%	2PM	2PA	2P%	3PM	3PA	3P%	FTM	FTA	FT%	OREB	DREB	REB	AST	STL	BLK	DEF	TO	PF	CHG	PM	PTS
0	Danny Cooper	0	0	0	0	.000	0	0	.000	0	0	.000	0	0	.000	0	0	0	0	0	0	0	0	0	0	0	0
0	Matt Krump	1	0	10	16	.625	9	15	.600	1	1	1.000	2	2	1.000	3	12	15	1	1	0	0	1	3	0	17	23
4	Matt Labick	1	0	3	9	.333	0	1	.000	3	8	.375	6	6	1.000	1	2	3	4	0	0	0	4	4	0	19	15
5	Oakley Spencer	1	0	0	0	.000	0	0	.000	0	0	.000	0	0	.000	0	0	0	0	0	0	0	0	0	0	2	0
10	Andre Mitchell	1	0	0	0	.000	0	0	.000	0	0	.000	0	0	.000	0	0	0	0	0	0	0	0	0	0	2	0
11	Kev Ashenfelter	1	0	1	7	.143	1	4	.250	0	3	.000	3	4	.750	1	2	3	1	1	0	2	2	3	0	19	5
12	Mike Rocchi	1	0	0	0	.000	0	0	.000	0	0	.000	0	0	.000	0	0	0	0	0	0	0	0	0	0	2	0
13	Mike Lotito	1	0	2	4	.500	2	4	.500	0	0	.000	0	0	.000	3	4	7	1	1	0	0	2	2	0	17	4
15	Josh Wentz	1	0	8	17	.471	5	8	.625	3	9	.333	4	4	1.000	1	8	9	3	1	4	0	2	2	0	17	23
	TEAM	1	0	0	0	.000	0	0	.000	0	0	.000	0	0	.000	1	1	2	0	0	0	0	0	0	0	0	0
	<b>TOTALS</b>	<b>1</b>	<b>0</b>	<b>24</b>	<b>53</b>	<b>.453</b>	<b>17</b>	<b>32</b>	<b>.531</b>	<b>7</b>	<b>21</b>	<b>.333</b>	<b>15</b>	<b>16</b>	<b>.938</b>	<b>10</b>	<b>29</b>	<b>39</b>	<b>10</b>	<b>4</b>	<b>4</b>	<b>2</b>	<b>11</b>	<b>14</b>	<b>0</b>	<b>19</b>	<b>70</b>



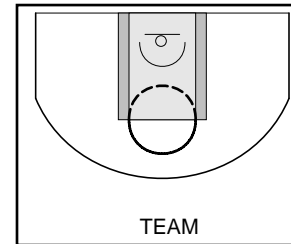
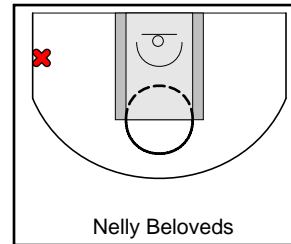
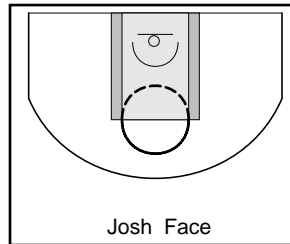
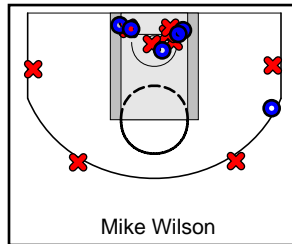
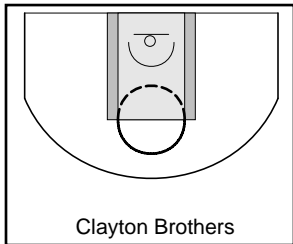
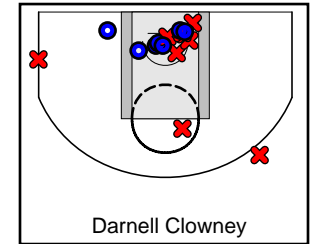
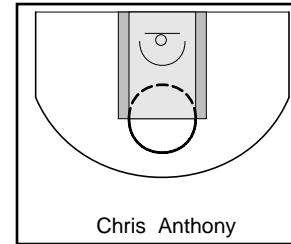
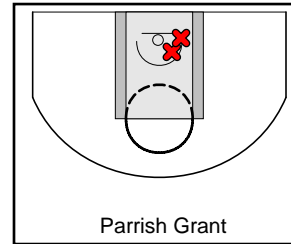
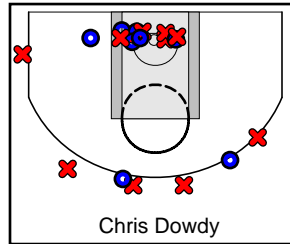
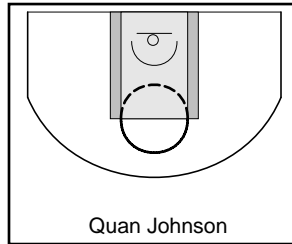
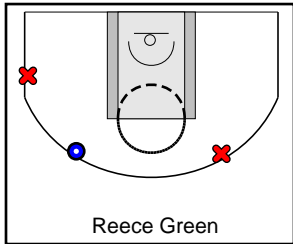
# Black

7/31/18 Navy Blue at Black

	1	2	T
Navy Blue	37	33	70
Black	21	30	51



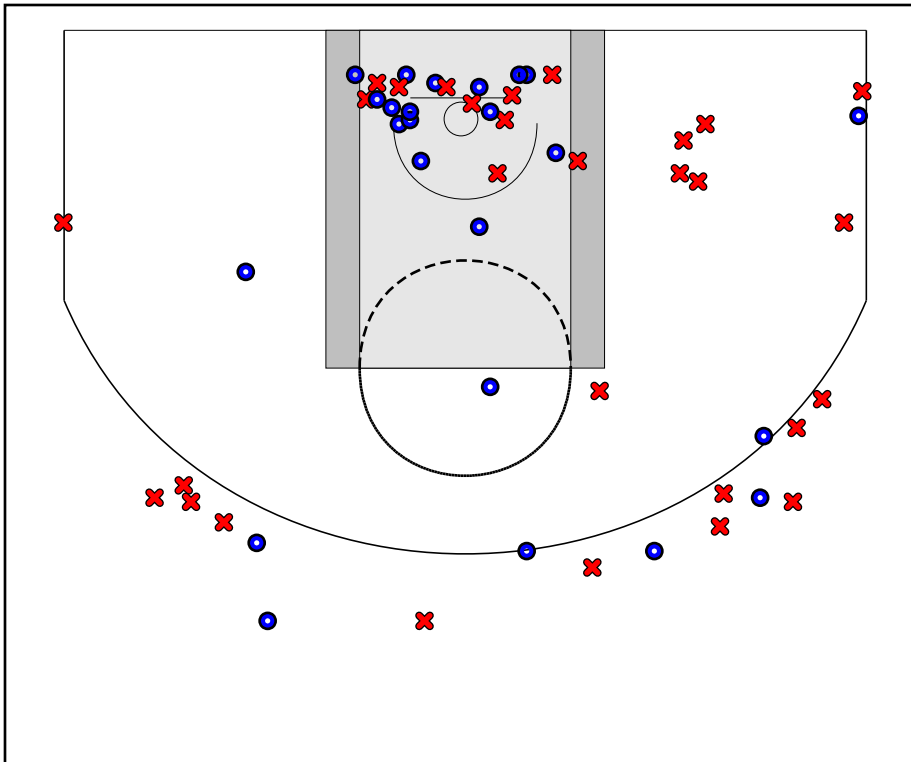
#	Name	G	MIN	FGM	FGA	FG%	2PM	2PA	2P%	3PM	3PA	3P%	FTM	FTA	FT%	OREB	DREB	REB	AST	STL	BLK	DEF	TO	PF	CHG	PM	PTS
0	Reece Green	1	0	1	3	.333	0	0	.000	1	3	.333	0	0	.000	0	2	2	1	3	0	0	0	2	0	-19	3
0	Quan Johnson	0	0	0	0	.000	0	0	.000	0	0	.000	0	0	.000	0	0	0	0	0	0	0	0	0	0	0	0
3	Chris Dowdy	1	0	8	19	.421	6	12	.500	2	7	.286	3	4	.750	1	2	3	2	2	0	1	1	1	0	-19	21
4	Parrish Grant	1	0	0	2	.000	0	2	.000	0	0	.000	0	0	.000	0	1	1	1	0	0	1	2	1	0	-6	0
5	Chris Anthony	1	0	0	0	.000	0	0	.000	0	0	.000	0	0	.000	0	0	0	0	0	0	0	0	0	0	-2	0
10	Darnell Clowney	1	0	7	16	.438	7	14	.500	0	2	.000	0	3	.000	4	3	7	0	2	1	1	3	2	0	-19	14
13	Clayton Brothers	0	0	0	0	.000	0	0	.000	0	0	.000	0	0	.000	0	0	0	0	0	0	0	0	0	0	0	0
14	Mike Wilson	1	0	6	16	.375	5	11	.455	1	5	.200	0	0	.000	1	5	6	0	0	0	1	1	5	0	-11	13
15	Josh Face	1	0	0	0	.000	0	0	.000	0	0	.000	0	0	.000	0	0	0	0	0	0	0	0	0	0	-2	0
20	Nelly Beloveds	1	0	0	1	.000	0	0	.000	0	1	.000	0	0	.000	1	3	4	0	0	0	0	0	3	0	-19	0
	TEAM	1	0	0	0	.000	0	0	.000	0	0	.000	0	0	.000	2	2	4	0	0	0	0	0	0	0	0	0
	<b>TOTALS</b>	<b>1</b>	<b>0</b>	<b>22</b>	<b>57</b>	<b>.386</b>	<b>18</b>	<b>39</b>	<b>.462</b>	<b>4</b>	<b>18</b>	<b>.222</b>	<b>3</b>	<b>7</b>	<b>.429</b>	<b>9</b>	<b>18</b>	<b>27</b>	<b>4</b>	<b>7</b>	<b>1</b>	<b>4</b>	<b>7</b>	<b>14</b>	<b>0</b>	<b>-19</b>	<b>51</b>



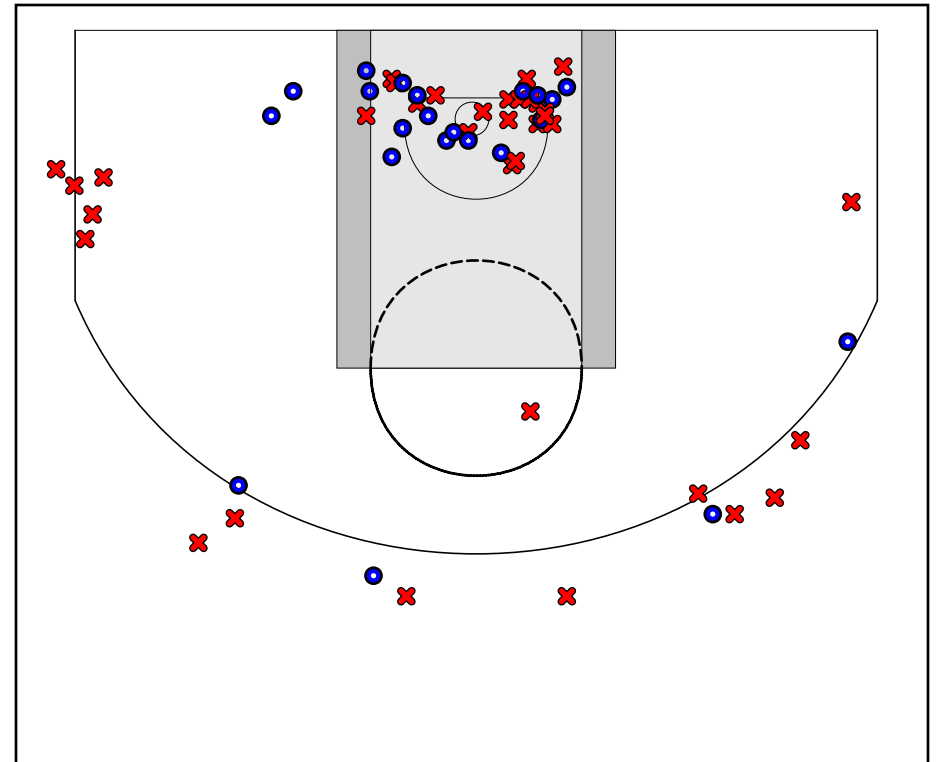
## Game Summary Comparison

Statistic	Navy Blue	Black
Points	70	51
<i>Field Goals</i>	24 / 53	22 / 57
<i>2 Point</i>	17 / 32	18 / 39
<i>3 Point</i>	7 / 21	4 / 18
<i>Free Throws</i>	15 / 16	3 / 7
Assists	10	4
Rebounds	39	27
<i>Offensive</i>	10	9
<i>Defensive</i>	29	18
Blocks	4	1
Steals	4	7
Deflections	2	4
Turnovers	11	7
Charges Taken	0	0
Personal Fouls	14	14

Navy Blue



Black



### Navy Blue Turnovers

Period	Clock	Player	Turnover Type
1st Period	0:00	#0 Matt Krump	Other
1st Period	0:00	#4 Matt Labick	Other
1st Period	0:00	#15 Josh Wentz	Other
1st Period	0:00	#11 Kev Ashenfelter	Other
1st Period	0:00	#11 Kev Ashenfelter	Other
2nd Period	0:00	#15 Josh Wentz	Other
2nd Period	0:00	#4 Matt Labick	Other
2nd Period	0:00	#4 Matt Labick	Other
2nd Period	0:00	#13 Mike Lotito	Other
2nd Period	0:00	#13 Mike Lotito	Other
2nd Period	0:00	#4 Matt Labick	Other

### Navy Blue Fouls

Period	Clock	Player	Foul
1st Period	0:00	#13 Mike Lotito	Other (Def)
1st Period	0:00	#13 Mike Lotito	Other (Def)
1st Period	0:00	#4 Matt Labick	Other (Def)
1st Period	0:00	#0 Matt Krump	Other (Def)
1st Period	0:00	#11 Kev Ashenfelter	Other (Def)
1st Period	0:00	#4 Matt Labick	Other (Def)
1st Period	0:00	#0 Matt Krump	Other (Def)
1st Period	0:00	#0 Matt Krump	Other (Def)
2nd Period	0:00	#15 Josh Wentz	Other (Def)
2nd Period	0:00	#15 Josh Wentz	Other (Def)
2nd Period	0:00	#11 Kev Ashenfelter	Other (Def)
2nd Period	0:00	#4 Matt Labick	Other (Def)
2nd Period	0:00	#11 Kev Ashenfelter	Other (Def)
2nd Period	0:00	#4 Matt Labick	Other (Def)

### Black Turnovers

Period	Clock	Player	Turnover Type
1st Period	0:00	#3 Chris Dowdy	Other
1st Period	0:00	#14 Mike Wilson	Other
1st Period	0:00	#10 Darnell Clowney	Other
2nd Period	0:00	#4 Parrish Grant	Other
2nd Period	0:00	#10 Darnell Clowney	Other
2nd Period	0:00	#4 Parrish Grant	Other
2nd Period	0:00	#10 Darnell Clowney	Other

### Black Fouls

Period	Clock	Player	Foul
1st Period	0:00	#14 Mike Wilson	Other (Def)
1st Period	0:00	#20 Nelly Beloveds	Other (Def)
1st Period	0:00	#14 Mike Wilson	Other (Tech)
1st Period	0:00	#0 Reece Green	Other (Def)
1st Period	0:00	#14 Mike Wilson	Other (Def)
1st Period	0:00	#20 Nelly Beloveds	Other (Def)
1st Period	0:00	#3 Chris Dowdy	Other (Def)
1st Period	0:00	#0 Reece Green	Other (Tech)
2nd Period	0:00	#14 Mike Wilson	Other (Def)
2nd Period	0:00	#14 Mike Wilson	Other (Def)
2nd Period	0:00	#20 Nelly Beloveds	Other (Def)
2nd Period	0:00	#10 Darnell Clowney	Other (Def)
2nd Period	0:00	#10 Darnell Clowney	Other (Def)
2nd Period	0:00	#4 Parrish Grant	Other (Def)