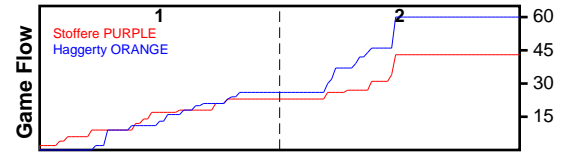


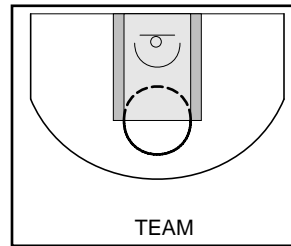
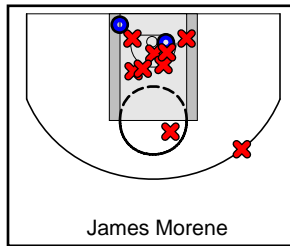
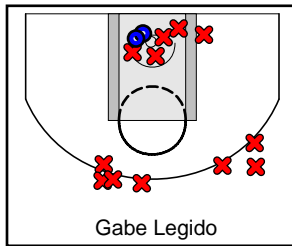
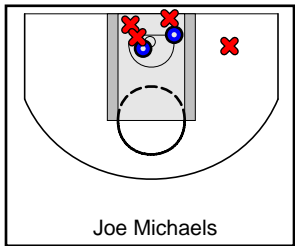
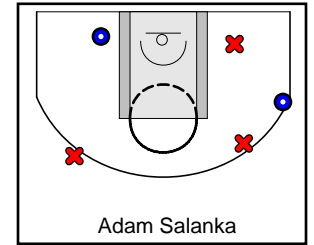
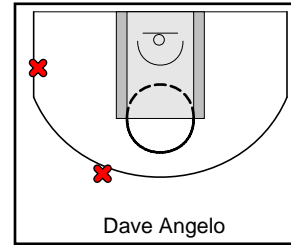
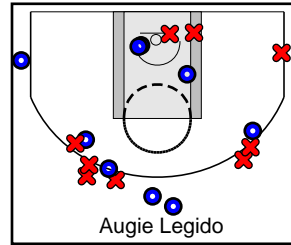
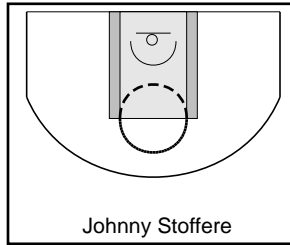
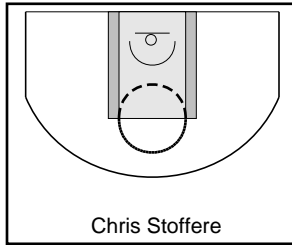
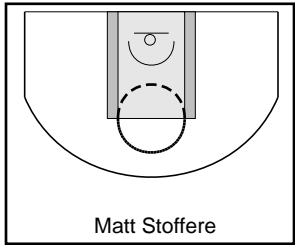
Stoffere PURPLE

7/31/17 Stoffere PURPLE at Haggerty ORANGE

| | 1 | 2 | T |
|-----------------|----|----|----|
| Stoffere PURPLE | 23 | 20 | 43 |
| Haggerty | 26 | 34 | 60 |



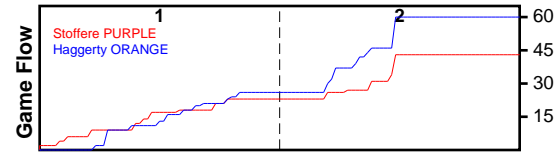
| # | Name | G | MIN | FGM | FGA | FG% | 2PM | 2PA | 2P% | 3PM | 3PA | 3P% | FTM | FTA | FT% | OREB | DREB | REB | AST | STL | BLK | DEF | TO | PF | CHG | PM | PTS |
|----|-----------------|----------|-----------|-----------|-----------|-------------|-----------|-----------|-------------|----------|-----------|-------------|----------|----------|-------------|-----------|-----------|-----------|----------|-----------|----------|----------|----------|-----------|----------|------------|-----------|
| 0 | Matt Stoffere | 0 | 0 | 0 | 0 | .000 | 0 | 0 | .000 | 0 | 0 | .000 | 0 | 0 | .000 | 0 | 0 | 0 | 0 | 0 | 0 | 0 | 0 | 0 | 0 | 0 | 0 |
| 3 | Chris Stoffere | 0 | 0 | 0 | 0 | .000 | 0 | 0 | .000 | 0 | 0 | .000 | 0 | 0 | .000 | 0 | 0 | 0 | 0 | 0 | 0 | 0 | 0 | 0 | 0 | 0 | 0 |
| 4 | Johnny Stoffere | 0 | 0 | 0 | 0 | .000 | 0 | 0 | .000 | 0 | 0 | .000 | 0 | 0 | .000 | 0 | 0 | 0 | 0 | 0 | 0 | 0 | 0 | 0 | 0 | 0 | 0 |
| 5 | Augie Legido | 1 | 40 | 9 | 18 | .500 | 3 | 5 | .600 | 6 | 13 | .462 | 0 | 0 | .000 | 3 | 2 | 5 | 0 | 2 | 1 | 0 | 1 | 2 | 0 | -17 | 24 |
| 10 | Dave Angelo | 1 | 24 | 0 | 2 | .000 | 0 | 0 | .000 | 0 | 2 | .000 | 1 | 2 | .500 | 2 | 0 | 2 | 2 | 1 | 0 | 0 | 1 | 0 | 0 | -14 | 1 |
| 11 | Adam Salanka | 1 | 29 | 2 | 5 | .400 | 1 | 2 | .500 | 1 | 3 | .333 | 0 | 0 | .000 | 1 | 1 | 2 | 0 | 3 | 0 | 0 | 1 | 0 | 0 | -14 | 5 |
| 12 | Joe Michaels | 1 | 37 | 2 | 6 | .333 | 2 | 6 | .333 | 0 | 0 | .000 | 1 | 4 | .250 | 1 | 6 | 7 | 2 | 0 | 0 | 0 | 1 | 4 | 0 | -6 | 5 |
| 13 | Gabe Legido | 1 | 39 | 2 | 14 | .143 | 2 | 7 | .286 | 0 | 7 | .000 | 0 | 0 | .000 | 0 | 0 | 0 | 2 | 3 | 0 | 2 | 2 | 2 | 0 | -22 | 4 |
| 21 | James Morene | 1 | 33 | 2 | 11 | .182 | 2 | 10 | .200 | 0 | 1 | .000 | 0 | 0 | .000 | 3 | 3 | 6 | 2 | 1 | 0 | 1 | 1 | 4 | 0 | -12 | 4 |
| | TEAM | 1 | 0 | 0 | 0 | .000 | 0 | 0 | .000 | 0 | 0 | .000 | 0 | 0 | .000 | 2 | 0 | 2 | 0 | 0 | 0 | 0 | 0 | 0 | 0 | 0 | 0 |
| | TOTALS | 1 | 40 | 17 | 56 | .304 | 10 | 30 | .333 | 7 | 26 | .269 | 2 | 6 | .333 | 12 | 12 | 24 | 8 | 10 | 1 | 3 | 7 | 12 | 0 | -17 | 43 |



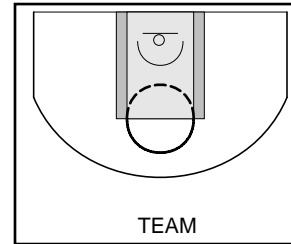
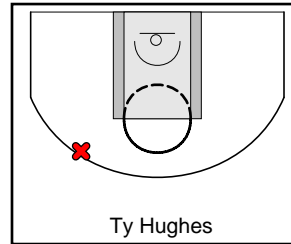
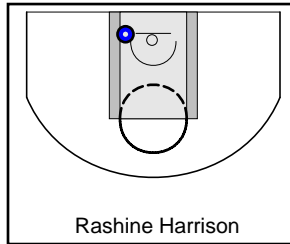
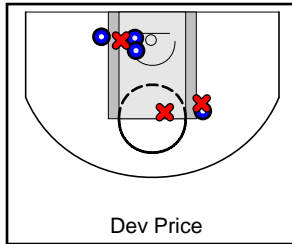
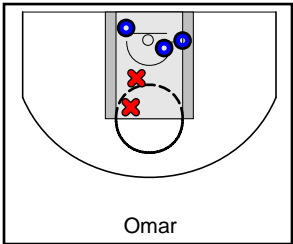
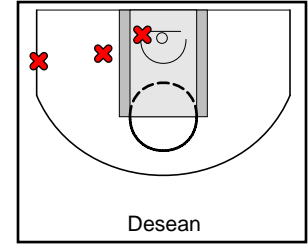
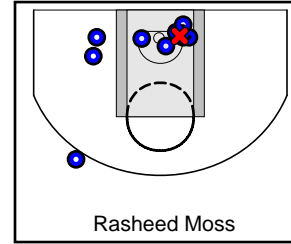
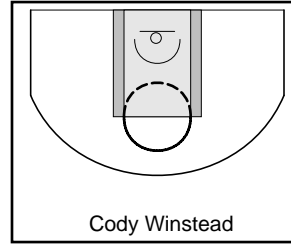
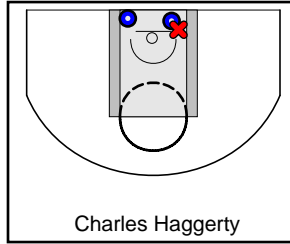
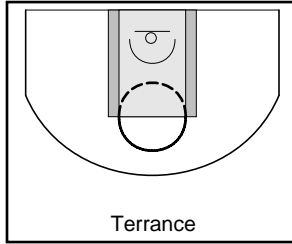
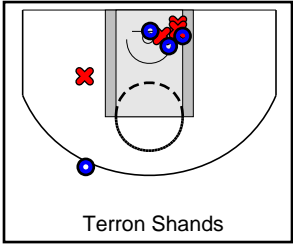
Haggerty ORANGE

7/31/17 Stoffere PURPLE at Haggerty ORANGE

| | 1 | 2 | T |
|-----------------|----|----|----|
| Stoffere PURPLE | 23 | 20 | 43 |
| Haggerty | 26 | 34 | 60 |



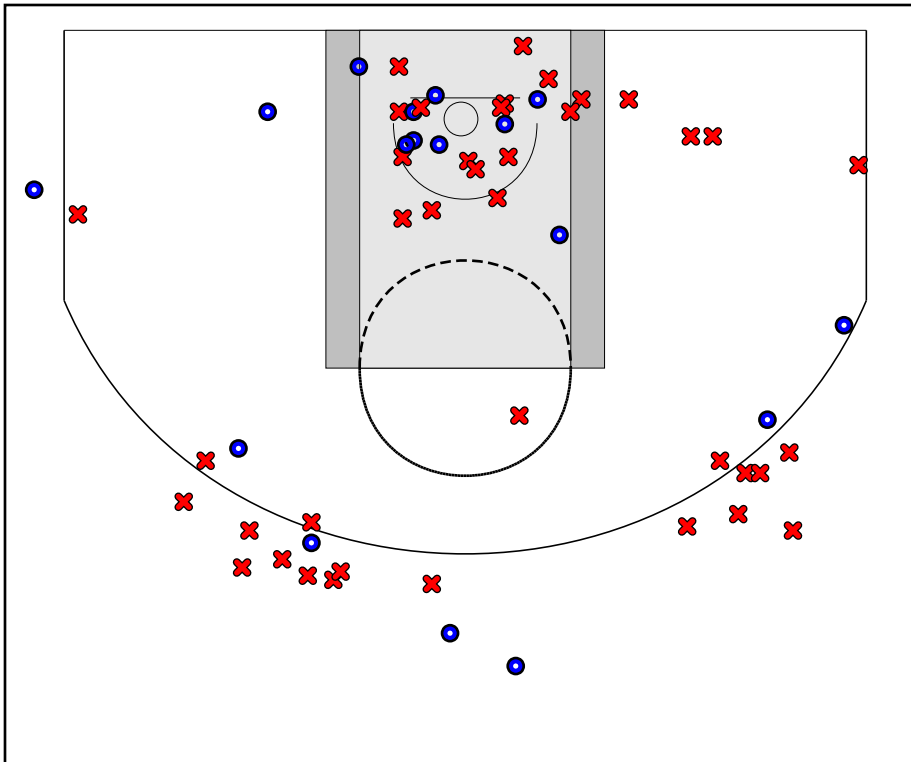
| # | Name | G | MIN | FGM | FGA | FG% | 2PM | 2PA | 2P% | 3PM | 3PA | 3P% | FTM | FTA | FT% | OREB | DREB | REB | AST | STL | BLK | DEF | TO | PF | CHG | PM | PTS |
|----|------------------|----------|-----------|-----------|-----------|-------------|-----------|-----------|-------------|----------|----------|-------------|-----------|-----------|-------------|----------|-----------|-----------|-----------|----------|----------|----------|-----------|----------|----------|-----------|-----------|
| 3 | Terron Shands | 1 | 40 | 4 | 8 | .500 | 3 | 7 | .429 | 1 | 1 | 1.000 | 3 | 3 | 1.000 | 1 | 3 | 4 | 7 | 0 | 0 | 1 | 1 | 1 | 0 | 17 | 12 |
| 4 | Terrance | 0 | 0 | 0 | 0 | .000 | 0 | 0 | .000 | 0 | 0 | .000 | 0 | 0 | .000 | 0 | 0 | 0 | 0 | 0 | 0 | 0 | 0 | 0 | 0 | 0 | 0 |
| 5 | Charles Haggerty | 1 | 25 | 2 | 3 | .667 | 2 | 3 | .667 | 0 | 0 | .000 | 0 | 0 | .000 | 0 | 0 | 0 | 1 | 2 | 0 | 1 | 1 | 2 | 0 | 3 | 4 |
| 11 | Cody Winstead | 0 | 0 | 0 | 0 | .000 | 0 | 0 | .000 | 0 | 0 | .000 | 0 | 0 | .000 | 0 | 0 | 0 | 0 | 0 | 0 | 0 | 0 | 0 | 0 | 0 | 0 |
| 13 | Rasheed Moss | 1 | 33 | 10 | 11 | .909 | 9 | 10 | .900 | 1 | 1 | 1.000 | 2 | 2 | 1.000 | 0 | 2 | 2 | 2 | 1 | 1 | 2 | 2 | 0 | 0 | 29 | 23 |
| 13 | Desean | 1 | 18 | 0 | 3 | .000 | 0 | 2 | .000 | 0 | 1 | .000 | 0 | 0 | .000 | 1 | 1 | 2 | 0 | 0 | 0 | 0 | 1 | 0 | 0 | -3 | 0 |
| 14 | Omar | 1 | 35 | 3 | 5 | .600 | 3 | 5 | .600 | 0 | 0 | .000 | 4 | 5 | .800 | 1 | 11 | 12 | 1 | 1 | 4 | 1 | 1 | 0 | 0 | 20 | 10 |
| 15 | Dev Price | 1 | 40 | 4 | 7 | .571 | 4 | 7 | .571 | 0 | 0 | .000 | 1 | 3 | .333 | 0 | 5 | 5 | 1 | 0 | 0 | 0 | 2 | 1 | 0 | 17 | 9 |
| 20 | Rashine Harrison | 1 | 6 | 1 | 1 | 1.000 | 1 | 1 | 1.000 | 0 | 0 | .000 | 0 | 0 | .000 | 1 | 2 | 3 | 0 | 1 | 0 | 1 | 1 | 0 | 0 | -7 | 2 |
| 55 | Ty Hughes | 1 | 6 | 0 | 1 | .000 | 0 | 0 | .000 | 0 | 1 | .000 | 0 | 0 | .000 | 0 | 2 | 2 | 0 | 0 | 0 | 0 | 1 | 1 | 0 | 9 | 0 |
| | TEAM | 1 | 0 | 0 | 0 | .000 | 0 | 0 | .000 | 0 | 0 | .000 | 0 | 0 | .000 | 0 | 1 | 1 | 0 | 0 | 0 | 0 | 0 | 0 | 0 | 0 | 0 |
| | TOTALS | 1 | 40 | 24 | 39 | .615 | 22 | 35 | .629 | 2 | 4 | .500 | 10 | 13 | .769 | 4 | 27 | 31 | 12 | 5 | 5 | 6 | 10 | 5 | 0 | 17 | 60 |



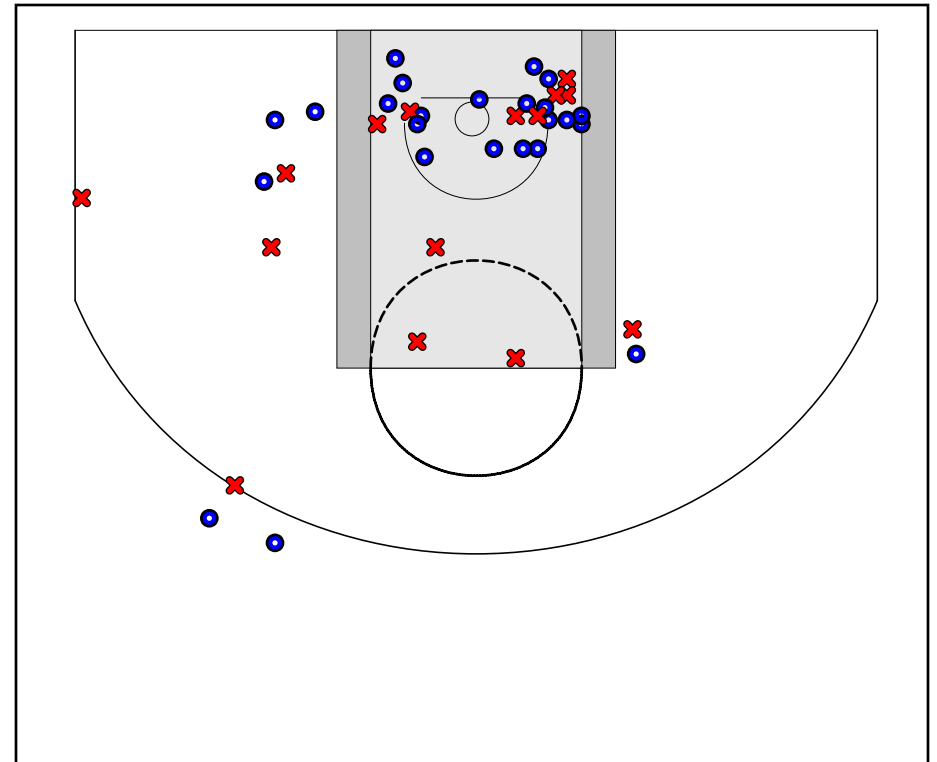
Game Summary Comparison

| Statistic | Stoffere PURPLE | Haggerty ORANGE |
|--------------------|-----------------|-----------------|
| Points | 43 | 60 |
| <i>Field Goals</i> | 17 / 56 | 24 / 39 |
| <i>2 Point</i> | 10 / 30 | 22 / 35 |
| <i>3 Point</i> | 7 / 26 | 2 / 4 |
| <i>Free Throws</i> | 2 / 6 | 10 / 13 |
| Assists | 8 | 12 |
| Rebounds | 24 | 31 |
| <i>Offensive</i> | 12 | 4 |
| <i>Defensive</i> | 12 | 27 |
| Blocks | 1 | 5 |
| Steals | 10 | 5 |
| Deflections | 3 | 6 |
| Turnovers | 7 | 10 |
| Charges Taken | 0 | 0 |
| Personal Fouls | 12 | 5 |

Stoffere PURPLE



Haggerty ORANGE



Stoffere PURPLE Turnovers

| Period | Clock | Player | Turnover Type |
|------------|-------|------------------|---------------|
| 1st Period | 19:26 | #5 Augie Legido | Other |
| 1st Period | 14:32 | #13 Gabe Legido | Other |
| 1st Period | 9:35 | #13 Gabe Legido | Other |
| 1st Period | 7:49 | #10 Dave Angelo | Other |
| 1st Period | 4:22 | #12 Joe Michaels | Other |
| 1st Period | 3:19 | #21 James Morene | Other |
| 2nd Period | 10:10 | #11 Adam Salanka | Other |

Stoffere PURPLE Fouls

| Period | Clock | Player | Foul |
|------------|-------|------------------|-------------|
| 1st Period | 19:49 | #12 Joe Michaels | Other (Def) |
| 1st Period | 15:52 | #5 Augie Legido | Other (Def) |
| 1st Period | 14:56 | #21 James Morene | Other (Def) |
| 1st Period | 14:05 | #21 James Morene | Other (Def) |
| 1st Period | 10:08 | #13 Gabe Legido | Other (Def) |
| 1st Period | 7:19 | #12 Joe Michaels | Other (Def) |
| 1st Period | 6:28 | #12 Joe Michaels | Other (Def) |
| 1st Period | 3:53 | #21 James Morene | Other (Def) |
| 2nd Period | 15:55 | #13 Gabe Legido | Other (Def) |
| 2nd Period | 15:20 | #21 James Morene | Other (Def) |
| 2nd Period | 15:12 | #12 Joe Michaels | Other (Def) |
| 2nd Period | 10:10 | #5 Augie Legido | Other (Def) |

Haggerty ORANGE Turnovers

| Period | Clock | Player | Turnover Type |
|------------|-------|----------------------|---------------|
| 1st Period | 17:53 | #3 Terron Shands | Other |
| 1st Period | 14:34 | #20 Rashine Harrison | Other |
| 1st Period | 13:28 | #13 Rasheed Moss | Other |
| 1st Period | 11:09 | #15 Dev Price | Other |
| 1st Period | 8:39 | #5 Charles Haggerty | Other |
| 1st Period | 7:56 | #14 Omar | Other |
| 2nd Period | 15:55 | #55 Ty Hughes | Other |
| 2nd Period | 13:58 | #13 Rasheed Moss | Other |
| 2nd Period | 10:10 | #13 Desean | Other |
| 2nd Period | 10:10 | #15 Dev Price | Other |

Haggerty ORANGE Fouls

| Period | Clock | Player | Foul |
|------------|-------|---------------------|-------------|
| 1st Period | 8:18 | #15 Dev Price | Other (Def) |
| 1st Period | 5:37 | #5 Charles Haggerty | Other (Def) |
| 1st Period | 4:47 | #5 Charles Haggerty | Other (Def) |
| 2nd Period | 14:19 | #55 Ty Hughes | Other (Def) |
| 2nd Period | 12:03 | #3 Terron Shands | Other (Def) |