

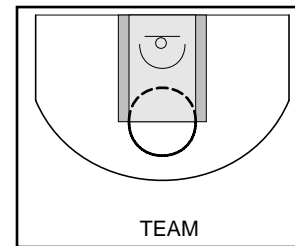
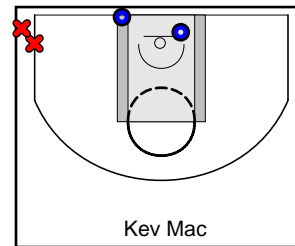
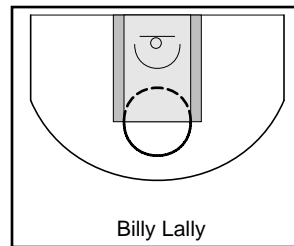
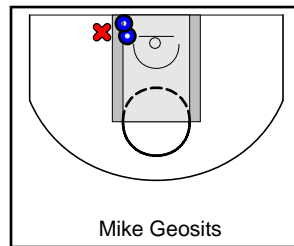
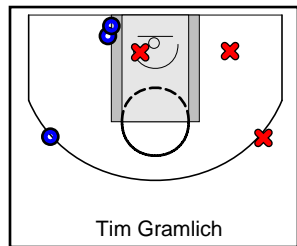
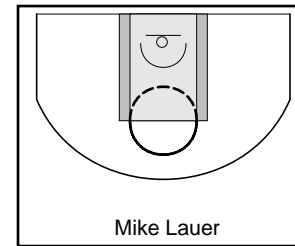
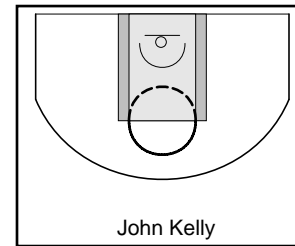
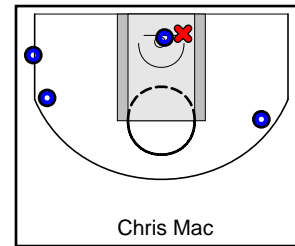
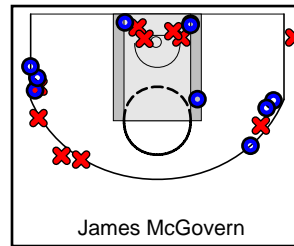
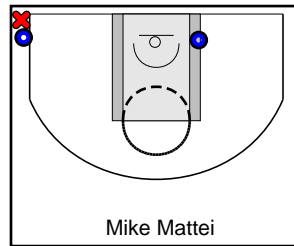
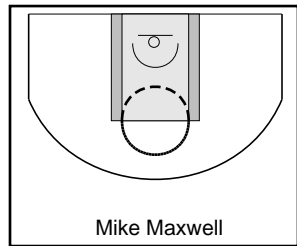
McInerney PURPLE

7/31/17 McInerney PURPLE at Griffin MAROON

	1	OT1	T
McInerney	36	26	62
Griffin MAROON	29	30	59



#	Name	G	MIN	FGM	FGA	FG%	2PM	2PA	2P%	3PM	3PA	3P%	FTM	FTA	FT%	OREB	DREB	REB	AST	STL	BLK	DEF	TO	PF	CHG	PM	PTS
0	Mike Maxwell	0	0	0	0	.000	0	0	.000	0	0	.000	0	0	.000	0	0	0	0	0	0	0	0	0	0	0	0
0	Mike Mattei	1	0	2	3	.667	1	1	1.000	1	2	.500	0	0	.000	1	1	2	4	1	0	0	0	1	0	-2	5
3	James McGovern	1	0	9	19	.474	3	7	.429	6	12	.500	2	4	.500	0	0	0	2	1	0	0	1	4	0	3	26
4	Chris Mac	1	0	4	5	.800	1	2	.500	3	3	1.000	3	5	.600	1	3	4	2	1	0	0	4	2	0	7	14
10	John Kelly	0	0	0	0	.000	0	0	.000	0	0	.000	0	0	.000	0	0	0	0	0	0	0	0	0	0	0	0
11	Mike Lauer	0	0	0	0	.000	0	0	.000	0	0	.000	0	0	.000	0	0	0	0	0	0	0	0	0	0	0	0
12	Tim Gramlich	1	0	3	6	.500	2	4	.500	1	2	.500	2	4	.500	0	1	1	1	0	0	0	2	1	0	3	9
13	Mike Geosits	1	0	2	3	.667	2	3	.667	0	0	.000	0	2	.000	3	10	13	0	1	1	0	1	1	0	3	4
14	Billy Lally	0	0	0	0	.000	0	0	.000	0	0	.000	0	0	.000	0	0	0	0	0	0	0	0	0	0	0	0
15	Kev Mac	1	0	2	4	.500	2	2	1.000	0	2	.000	0	0	.000	0	3	3	1	0	0	0	0	2	0	1	4
	TEAM	1	0	0	0	.000	0	0	.000	0	0	.000	0	0	.000	0	1	1	0	0	0	0	1	0	0	0	0
	TOTALS	1	0	22	40	.550	11	19	.579	11	21	.524	7	15	.467	5	19	24	10	4	1	0	9	11	0	3	62



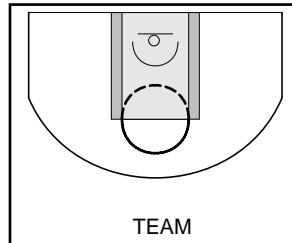
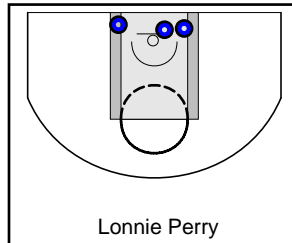
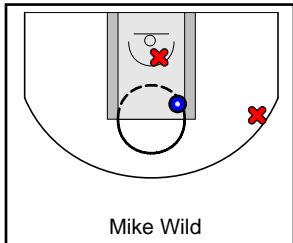
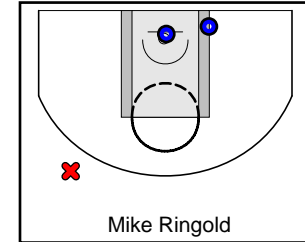
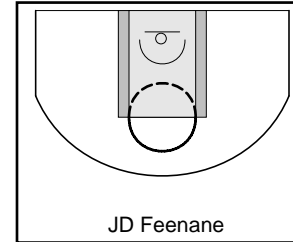
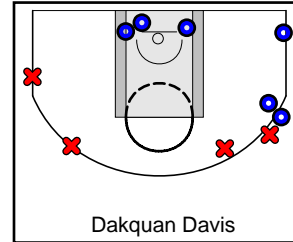
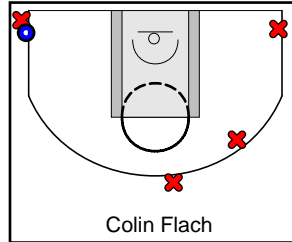
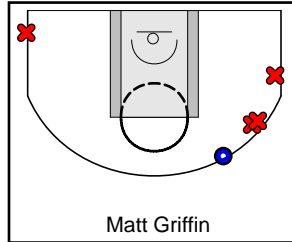
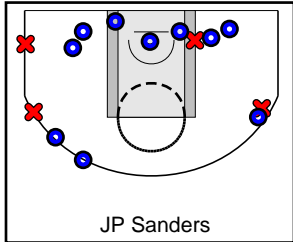
Griffin MAROON

7/31/17 McInerney PURPLE at Griffin MAROON

	1	OT1	T
McInerney	36	26	62
Griffin MAROON	29	30	59



#	Name	G	MIN	FGM	FGA	FG%	2PM	2PA	2P%	3PM	3PA	3P%	FTM	FTA	FT%	OREB	DREB	REB	AST	STL	BLK	DEF	TO	PF	CHG	PM	PTS
3	JP Sanders	1	0	10	14	.714	7	8	.875	3	6	.500	1	2	.500	0	2	2	1	0	0	0	1	4	0	-1	24
4	Matt Griffin	1	0	1	5	.200	0	0	.000	1	5	.200	0	0	.000	0	2	2	6	2	0	26	0	2	0	-1	3
5	Colin Flach	1	0	1	5	.200	0	0	.000	1	5	.200	0	0	.000	0	0	0	1	0	0	0	0	3	0	2	3
10	Dakquan Davis	1	0	5	10	.500	2	2	1.000	3	8	.375	1	2	.500	0	2	2	3	0	0	0	2	3	0	-22	14
11	JD Feenane	0	0	0	0	.000	0	0	.000	0	0	.000	0	0	.000	0	0	0	0	0	0	0	0	0	0	0	0
12	Mike Ringold	1	0	2	3	.667	2	2	1.000	0	1	.000	0	0	.000	0	4	4	1	0	0	0	0	2	0	4	4
13	Mike Wild	1	0	1	3	.333	1	2	.500	0	1	.000	3	4	.750	0	1	1	2	1	1	0	2	1	0	-11	5
14	Lonnie Perry	1	0	3	3	1.000	3	3	1.000	0	0	.000	0	2	.000	1	2	3	1	2	0	0	1	1	0	14	6
	TEAM	1	0	0	0	.000	0	0	.000	0	0	.000	0	0	.000	0	1	1	0	0	0	0	0	0	0	0	0
	TOTALS	1	0	23	43	.535	15	17	.882	8	26	.308	5	10	.500	1	14	15	15	5	1	26	6	16	0	-3	59

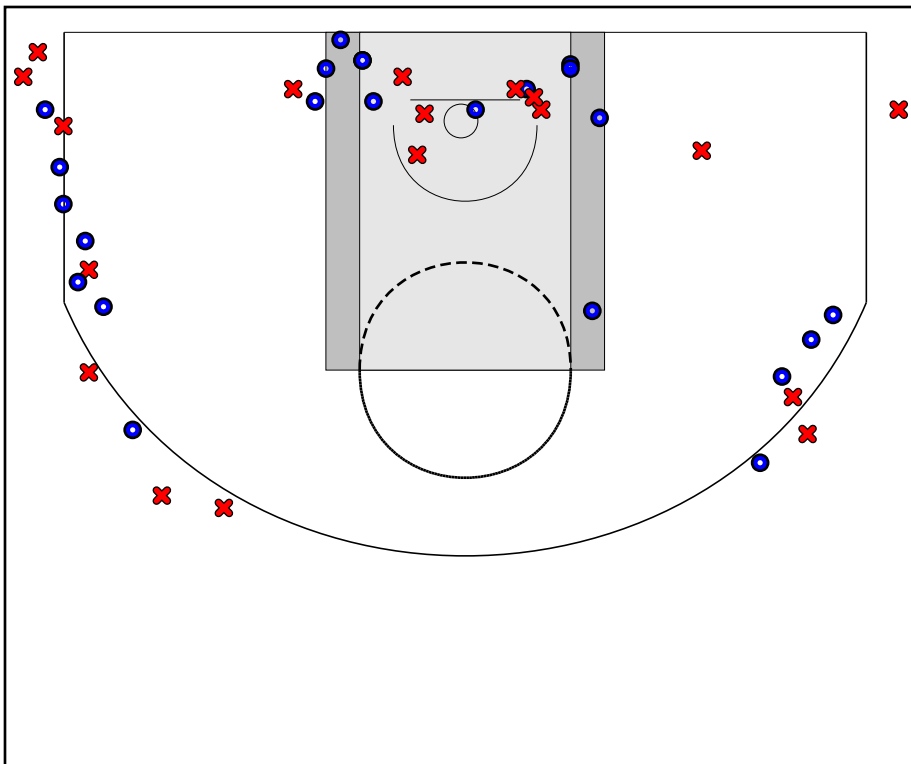


✗

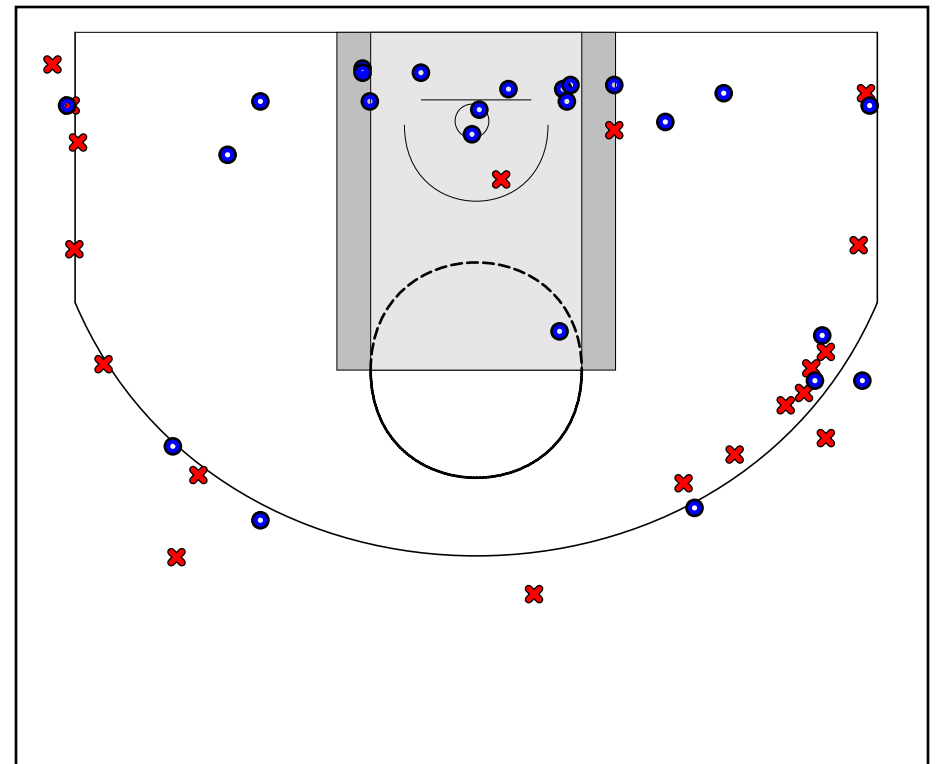
Game Summary Comparison

Statistic	McInerney PURPLE	Griffin MAROON
Points	62	59
<i>Field Goals</i>	22 / 40	23 / 43
<i>2 Point</i>	11 / 19	15 / 17
<i>3 Point</i>	11 / 21	8 / 26
<i>Free Throws</i>	7 / 15	5 / 10
Assists	10	15
Rebounds	24	15
<i>Offensive</i>	5	1
<i>Defensive</i>	19	14
Blocks	1	1
Steals	4	5
Deflections	0	26
Turnovers	9	6
Charges Taken	0	0
Personal Fouls	11	16

McInerney PURPLE



Griffin MAROON



McInerney PURPLE Turnovers

Period	Clock	Player	Turnover Type
1st Period	0:00	#3 James McGovern	Other
1st Period	0:00	#12 Tim Gramlich	Other
1st Period	0:00	#4 Chris Mac	Other
1st Period	0:00	#4 Chris Mac	Other
1st Period	0:00	#13 Mike Geosits	Other
2nd Period	0:00	#4 Chris Mac	Other
2nd Period	0:00	#4 Chris Mac	Other
2nd Period	0:00	Team	Other
2nd Period	0:00	#12 Tim Gramlich	Other

McInerney PURPLE Fouls

Period	Clock	Player	Foul
1st Period	0:00	#4 Chris Mac	Other (Def)
1st Period	0:00	#13 Mike Geosits	Other (Def)
1st Period	0:00	#15 Kev Mac	Other (Def)
1st Period	0:00	#12 Tim Gramlich	Other (Def)
1st Period	0:00	#3 James McGovern	Other (Def)
2nd Period	0:00	#4 Chris Mac	Other (Def)
2nd Period	0:00	#0 Mike Mattei	Other (Def)
2nd Period	0:00	#15 Kev Mac	Other (Def)
2nd Period	0:00	#3 James McGovern	Other (Def)
2nd Period	0:00	#3 James McGovern	Other (Def)
2nd Period	0:00	#3 James McGovern	Other (Def)

Griffin MAROON Turnovers

Period	Clock	Player	Turnover Type
1st Period	0:00	#3 JP Sanders	Other
1st Period	0:00	#13 Mike Wild	Other
1st Period	0:00	#13 Mike Wild	Other
2nd Period	0:00	#10 Dakquan Davis	Other
2nd Period	0:00	#14 Lonnie Perry	Other
2nd Period	0:00	#10 Dakquan Davis	Other

Griffin MAROON Fouls

Period	Clock	Player	Foul
1st Period	0:00	#5 Colin Flach	Other (Def)
1st Period	0:00	#13 Mike Wild	Other (Def)
1st Period	0:00	#3 JP Sanders	Other (Def)
1st Period	0:00	#5 Colin Flach	Other (Def)
2nd Period	0:00	#14 Lonnie Perry	Other (Def)
2nd Period	0:00	#3 JP Sanders	Other (Def)
2nd Period	0:00	#10 Dakquan Davis	Other (Def)
2nd Period	0:00	#10 Dakquan Davis	Other (Def)
2nd Period	0:00	#3 JP Sanders	Other (Def)
2nd Period	0:00	#3 JP Sanders	Other (Def)
2nd Period	0:00	#4 Matt Griffin	Other (Def)
2nd Period	0:00	#5 Colin Flach	Other (Def)
2nd Period	0:00	#12 Mike Ringold	Other (Def)
2nd Period	0:00	#12 Mike Ringold	Other (Def)
2nd Period	0:00	#10 Dakquan Davis	Other (Def)
2nd Period	0:00	#4 Matt Griffin	Other (Def)