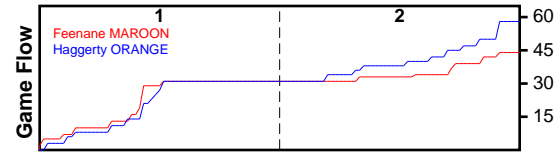


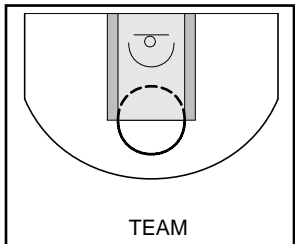
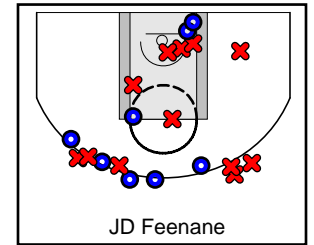
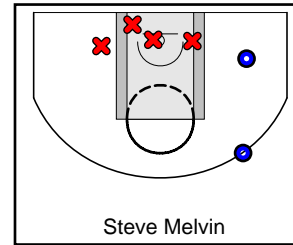
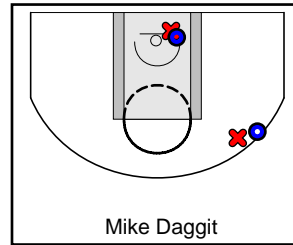
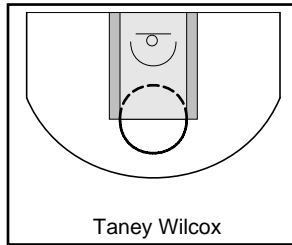
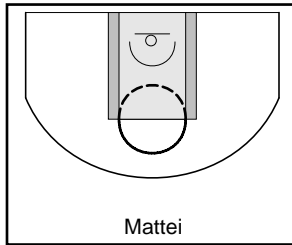
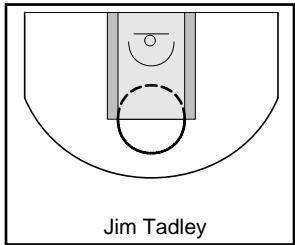
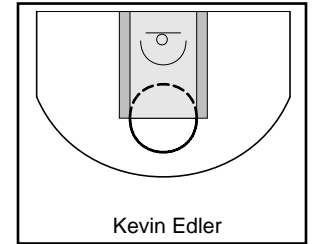
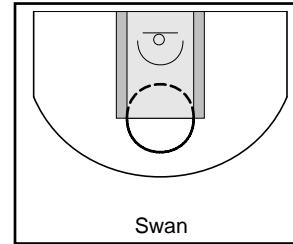
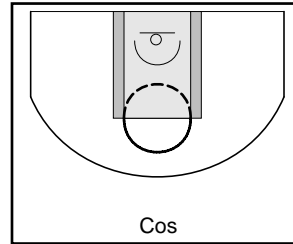
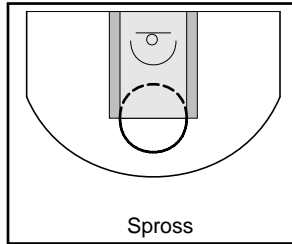
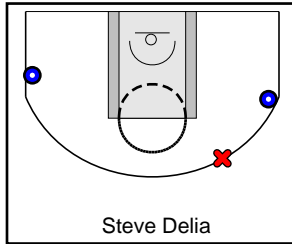
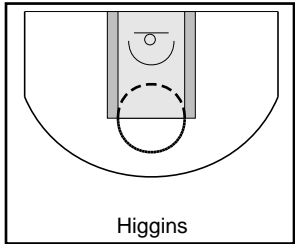
# Feenane MAROON

7/31/17 Feenane MAROON at Haggerty ORANGE

	1	2	T
Feenane	31	13	44
Haggerty	31	27	58



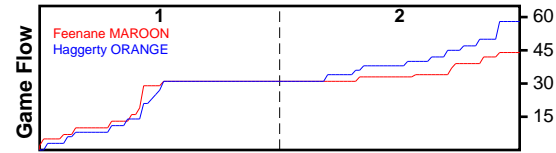
#	Name	G	MIN	FGM	FGA	FG%	2PM	2PA	2P%	3PM	3PA	3P%	FTM	FTA	FT%	OREB	DREB	REB	AST	STL	BLK	DEF	TO	PF	CHG	PM	PTS
0	Higgins	0	0	0	0	.000	0	0	.000	0	0	.000	0	0	.000	0	0	0	0	0	0	0	0	0	0	0	0
0	Steve Delia	1	40	2	3	.667	0	0	.000	2	3	.667	0	0	.000	0	0	0	0	0	0	0	0	1	0	-15	6
00	Spross	0	0	0	0	.000	0	0	.000	0	0	.000	0	0	.000	0	0	0	0	0	0	0	0	0	0	0	0
0	Cos	0	0	0	0	.000	0	0	.000	0	0	.000	0	0	.000	0	0	0	0	0	0	0	0	0	0	0	0
0	Swan	0	0	0	0	.000	0	0	.000	0	0	.000	0	0	.000	0	0	0	0	0	0	0	0	0	0	0	0
0	Kevin Edler	0	0	0	0	.000	0	0	.000	0	0	.000	0	0	.000	0	0	0	0	0	0	0	0	0	0	0	0
0	Jim Tadley	0	0	0	0	.000	0	0	.000	0	0	.000	0	0	.000	0	0	0	0	0	0	0	0	0	0	0	0
1	Mattei	0	0	0	0	.000	0	0	.000	0	0	.000	0	0	.000	0	0	0	0	0	0	0	0	0	0	0	0
5	Taney Wilcox	0	0	0	0	.000	0	0	.000	0	0	.000	0	0	.000	0	0	0	0	0	0	0	0	0	0	0	0
10	Mike Daggit	1	40	2	4	.500	1	2	.500	1	2	.500	0	0	.000	3	3	6	1	0	1	2	3	0	0	-15	5
11	Steve Melvin	1	40	2	6	.333	1	5	.200	1	1	1.000	1	2	.500	1	7	8	0	1	0	3	2	3	0	-15	6
12	JD Feenane	1	40	8	20	.400	3	9	.333	5	11	.455	0	0	.000	1	8	9	2	1	0	0	3	1	0	-15	21
	TEAM	1	0	3	9	.333	3	7	.429	0	2	.000	0	0	.000	0	4	4	1	1	0	0	2	2	0	0	6
	<b>TOTALS</b>	<b>1</b>	<b>40</b>	<b>17</b>	<b>42</b>	<b>.405</b>	<b>8</b>	<b>23</b>	<b>.348</b>	<b>9</b>	<b>19</b>	<b>.474</b>	<b>1</b>	<b>2</b>	<b>.500</b>	<b>5</b>	<b>22</b>	<b>27</b>	<b>4</b>	<b>3</b>	<b>1</b>	<b>5</b>	<b>10</b>	<b>7</b>	<b>0</b>	<b>-14</b>	<b>44</b>



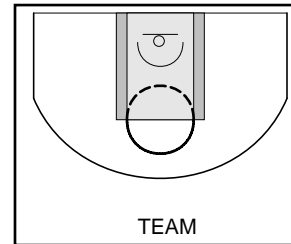
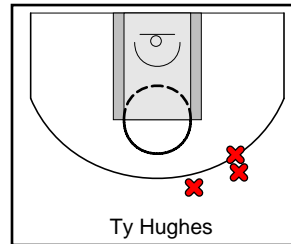
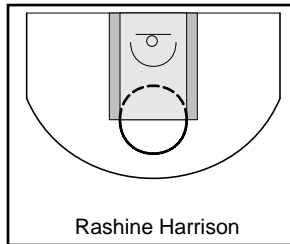
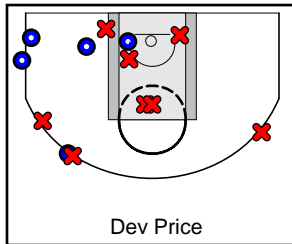
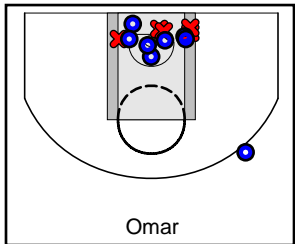
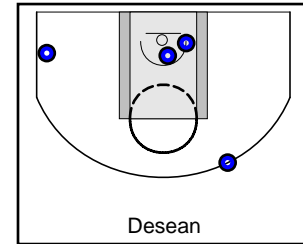
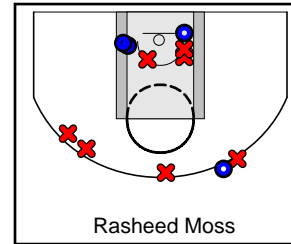
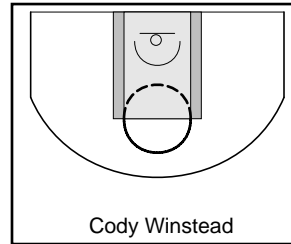
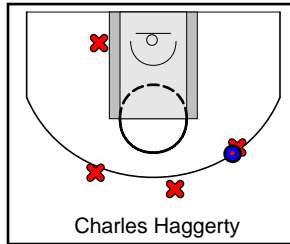
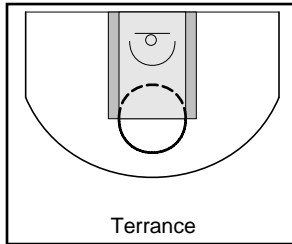
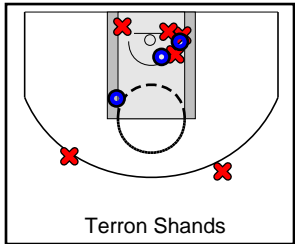
# Haggerty ORANGE

7/31/17 Feenane MAROON at Haggerty ORANGE

	1	2	T
Feenane	31	13	44
Haggerty	31	27	58



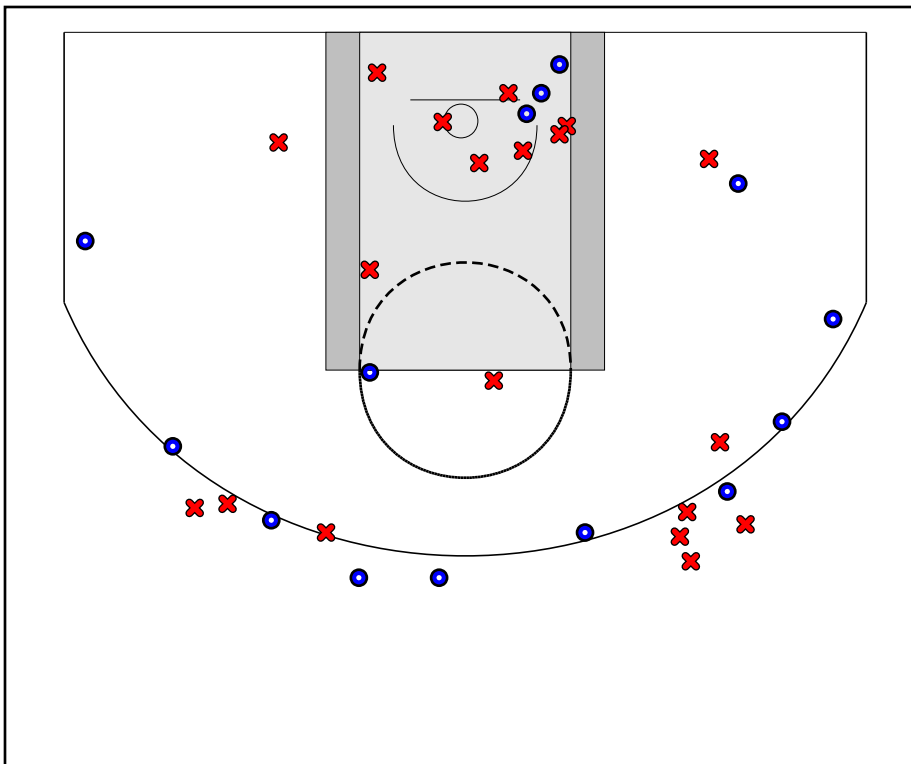
#	Name	G	MIN	FGM	FGA	FG%	2PM	2PA	2P%	3PM	3PA	3P%	FTM	FTA	FT%	OREB	DREB	REB	AST	STL	BLK	DEF	TO	PF	CHG	PM	PTS
3	Terron Shands	1	40	3	9	.333	3	7	.429	0	2	.000	0	0	.000	0	3	3	5	2	0	3	1	0	0	19	6
4	Terrance	0	0	0	0	.000	0	0	.000	0	0	.000	0	0	.000	0	0	0	0	0	0	0	0	0	0	0	0
5	Charles Haggerty	1	11	1	5	.200	1	2	.500	0	3	.000	0	0	.000	0	0	0	0	1	0	0	0	1	0	2	2
11	Cody Winstead	0	0	0	0	.000	0	0	.000	0	0	.000	0	0	.000	0	0	0	0	0	0	0	0	0	0	0	0
13	Rasheed Moss	1	30	4	11	.364	3	6	.500	1	5	.200	0	1	.000	1	1	2	1	0	0	1	1	0	0	13	9
13	Desean	1	11	4	4	1.000	2	2	1.000	2	2	1.000	0	0	.000	1	0	1	0	0	0	0	0	0	0	-9	10
14	Omar	1	40	8	13	.615	7	12	.583	1	1	1.000	1	1	1.000	8	8	16	3	2	0	0	0	1	0	15	18
15	Dev Price	1	40	5	13	.385	2	7	.286	3	6	.500	0	0	.000	1	4	5	1	5	0	1	1	0	0	15	13
20	Rashine Harrison	0	0	0	0	.000	0	0	.000	0	0	.000	0	0	.000	0	0	0	0	0	0	0	0	0	0	0	0
55	Ty Hughes	1	30	0	3	.000	0	0	.000	0	3	.000	0	0	.000	0	3	3	1	0	0	0	2	0	0	20	0
	TEAM	1	0	0	0	.000	0	0	.000	0	0	.000	0	0	.000	0	2	2	0	0	0	0	0	0	0	0	0
	<b>TOTALS</b>	<b>1</b>	<b>40</b>	<b>25</b>	<b>58</b>	<b>.431</b>	<b>18</b>	<b>36</b>	<b>.500</b>	<b>7</b>	<b>22</b>	<b>.318</b>	<b>1</b>	<b>2</b>	<b>.500</b>	<b>11</b>	<b>21</b>	<b>32</b>	<b>11</b>	<b>10</b>	<b>0</b>	<b>5</b>	<b>5</b>	<b>2</b>	<b>0</b>	<b>14</b>	<b>58</b>



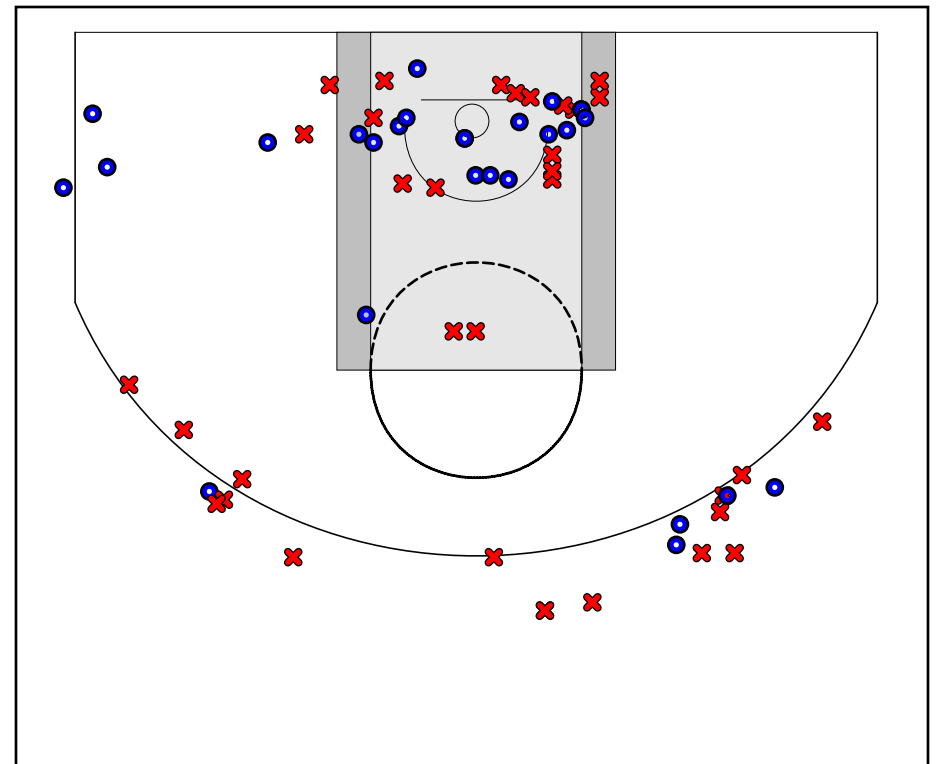
## Game Summary Comparison

Statistic	Feenane MAROON	Haggerty ORANGE
Points	44	58
<i>Field Goals</i>	17 / 42	25 / 58
<i>2 Point</i>	8 / 23	18 / 36
<i>3 Point</i>	9 / 19	7 / 22
<i>Free Throws</i>	1 / 2	1 / 2
Assists	4	11
Rebounds	27	32
<i>Offensive</i>	5	11
<i>Defensive</i>	22	21
Blocks	1	0
Steals	3	10
Deflections	5	5
Turnovers	10	5
Charges Taken	0	0
Personal Fouls	7	2

Feenane MAROON



Haggerty ORANGE



### Feenane MAROON Turnovers

Period	Clock	Player	Turnover Type
1st Period	17:14	Team	Other
1st Period	15:20	#11 Steve Melvin	Other
1st Period	14:53	#10 Mike Daggit	Other
1st Period	14:37	Team	Other
1st Period	9:38	#12 JD Feenane	Other
2nd Period	8:21	#10 Mike Daggit	Other
2nd Period	4:13	#12 JD Feenane	Other
2nd Period	3:07	#11 Steve Melvin	Other
2nd Period	1:36	#10 Mike Daggit	Other
2nd Period	1:36	#12 JD Feenane	Other

### Feenane MAROON Fouls

Period	Clock	Player	Foul
1st Period	10:49	The team	Other (Def)
1st Period	9:38	#12 JD Feenane	Other (Def)
1st Period	9:38	#0 Steve Delia	Other (Def)
2nd Period	15:35	The team	Other (Def)
2nd Period	7:23	#11 Steve Melvin	Other (Def)
2nd Period	4:41	#11 Steve Melvin	Other (Def)
2nd Period	3:38	#11 Steve Melvin	Other (Def)

### Haggerty ORANGE Turnovers

Period	Clock	Player	Turnover Type
1st Period	11:17	#13 Rasheed Moss	Other
1st Period	9:38	#55 Ty Hughes	Other
2nd Period	6:36	#55 Ty Hughes	Other
2nd Period	3:05	#15 Dev Price	Other
2nd Period	1:36	#3 Terron Shands	Other

### Haggerty ORANGE Fouls

Period	Clock	Player	Foul
2nd Period	8:43	#14 Omar	Other (Def)
2nd Period	1:36	#5 Charles Haggerty	Other (Def)