


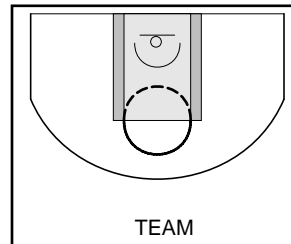
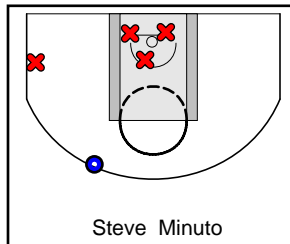
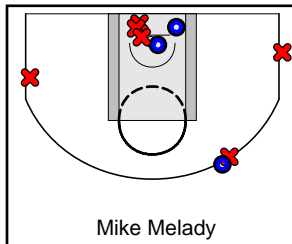
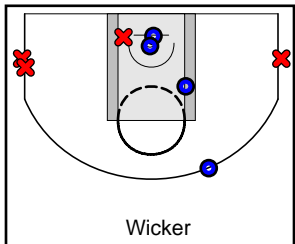
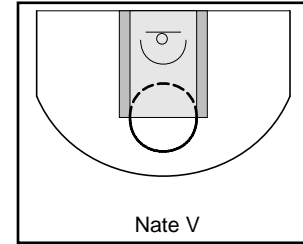
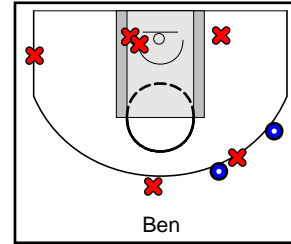
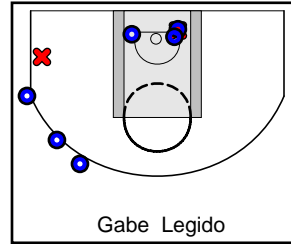
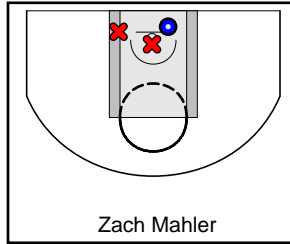
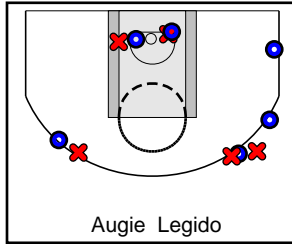
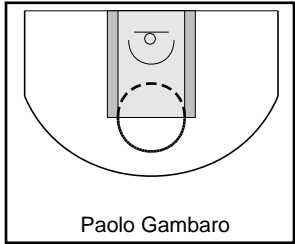
# Teal B

7/30/18 Teal B at Orange B

	1	2	T
Teal B	32	29	61
Orange B	21	25	46



#	Name	G	MIN	FGM	FGA	FG%	2PM	2PA	2P%	3PM	3PA	3P%	FTM	FTA	FT%	OREB	DREB	REB	AST	STL	BLK	DEF	TO	PF	CHG	PM	PTS
3	Paolo Gambaro	1	0	0	0	.000	0	0	.000	0	0	.000	0	0	.000	0	0	0	1	0	0	0	0	0	0	-1	0
5	Augie Legido	1	0	6	11	.545	2	4	.500	4	7	.571	0	0	.000	1	3	4	6	2	0	1	1	0	0	18	16
10	Zach Mahler	1	0	1	3	.333	1	3	.333	0	0	.000	0	2	.000	1	4	5	2	1	0	0	2	5	0	5	2
11	Gabe Legido	1	0	6	8	.750	3	4	.750	3	4	.750	0	0	.000	2	2	4	1	6	0	1	0	2	0	17	15
12	Ben	1	0	2	8	.250	0	3	.000	2	5	.400	2	2	1.000	0	2	2	2	3	0	1	1	0	0	5	8
13	Nate V	1	0	0	0	.000	0	0	.000	0	0	.000	0	0	.000	0	6	6	0	1	0	1	0	1	0	21	0
14	Wicker	1	0	4	8	.500	3	4	.750	1	4	.250	0	0	.000	0	1	1	1	0	0	0	2	2	0	8	9
15	Mike Melady	1	0	3	9	.333	2	5	.400	1	4	.250	1	1	1.000	3	3	6	2	0	0	0	0	3	0	2	8
20	Steve Minuto	1	0	1	5	.200	0	3	.000	1	2	.500	0	0	.000	1	0	1	1	0	0	0	0	1	0	0	3
	TEAM	1	0	0	0	.000	0	0	.000	0	0	.000	0	0	.000	0	2	2	0	0	0	0	0	0	0	0	0
	<b>TOTALS</b>	<b>1</b>	<b>0</b>	<b>23</b>	<b>52</b>	<b>.442</b>	<b>11</b>	<b>26</b>	<b>.423</b>	<b>12</b>	<b>26</b>	<b>.462</b>	<b>3</b>	<b>5</b>	<b>.600</b>	<b>8</b>	<b>23</b>	<b>31</b>	<b>16</b>	<b>13</b>	<b>0</b>	<b>4</b>	<b>6</b>	<b>14</b>	<b>0</b>	<b>15</b>	<b>61</b>



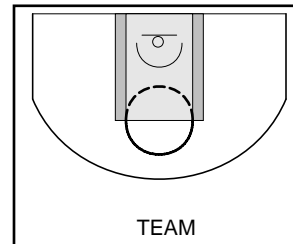
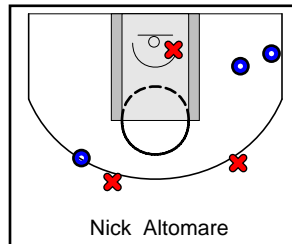
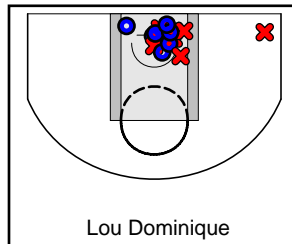
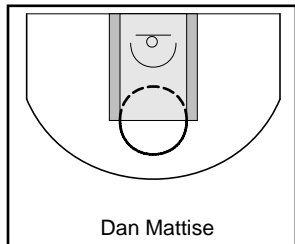
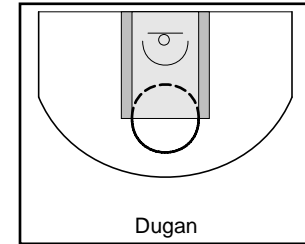
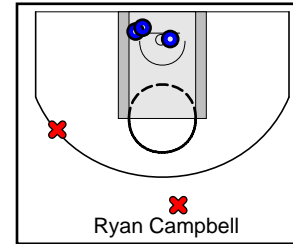
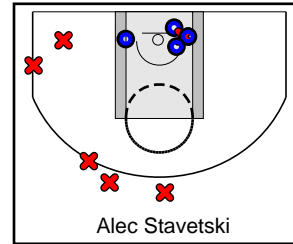
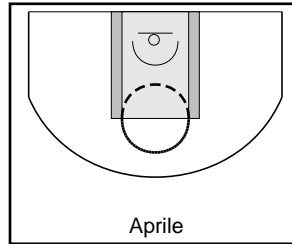
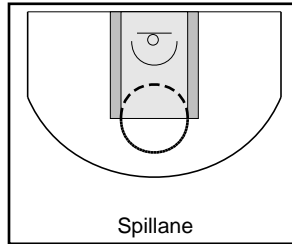
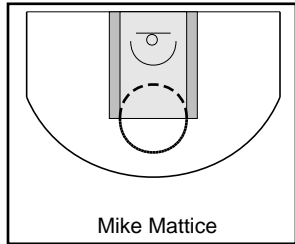
# Orange B

7/30/18 Teal B at Orange B

	1	2	T
Teal B	32	29	61
Orange B	21	25	46



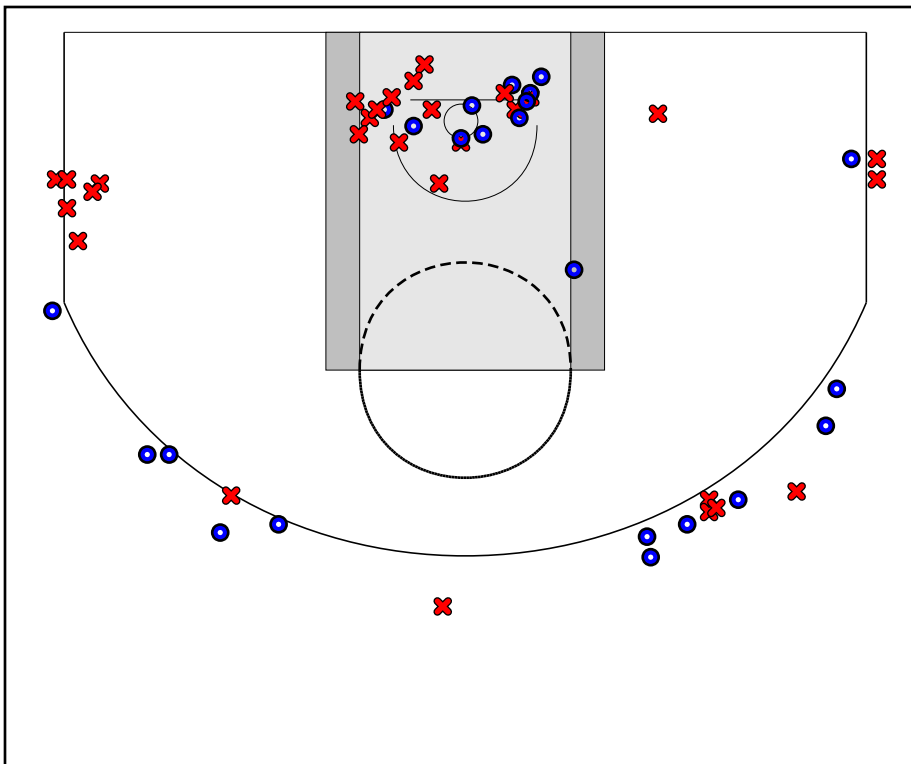
#	Name	G	MIN	FGM	FGA	FG%	2PM	2PA	2P%	3PM	3PA	3P%	FTM	FTA	FT%	OREB	DREB	REB	AST	STL	BLK	DEF	TO	PF	CHG	PM	PTS
3	Mike Mattice	1	0	0	0	.000	0	0	.000	0	0	.000	0	0	.000	1	0	1	0	0	0	0	0	0	0	6	0
4	Spillane	0	0	0	0	.000	0	0	.000	0	0	.000	0	0	.000	0	0	0	0	0	0	0	0	0	0	0	0
5	Aprile	0	0	0	0	.000	0	0	.000	0	0	.000	0	0	.000	0	0	0	0	0	0	0	0	0	0	0	0
10	Alec Stavetski	1	0	3	10	.300	3	6	.500	0	4	.000	3	4	.750	2	9	11	1	1	0	0	6	3	0	-15	9
11	Ryan Campbell	1	0	4	6	.667	4	4	1.000	0	2	.000	0	0	.000	0	4	4	3	0	0	0	4	0	0	-15	8
12	Dugan	1	0	0	0	.000	0	0	.000	0	0	.000	1	2	.500	0	4	4	1	0	0	0	0	3	0	-21	1
13	Dan Mattise	0	0	0	0	.000	0	0	.000	0	0	.000	0	0	.000	0	0	0	0	0	0	0	0	0	0	0	0
14	Lou Dominique	1	0	8	15	.533	8	14	.571	0	1	.000	4	5	.800	1	6	7	3	0	0	0	6	2	0	-15	20
22	Nick Altomare	1	0	3	6	.500	1	2	.500	2	4	.500	0	1	.000	1	1	2	0	0	0	0	0	5	0	-15	8
	TEAM	0	0	0	0	.000	0	0	.000	0	0	.000	0	0	.000	0	0	0	0	0	0	0	0	0	0	0	0
	<b>TOTALS</b>	<b>1</b>	<b>0</b>	<b>18</b>	<b>37</b>	<b>.486</b>	<b>16</b>	<b>26</b>	<b>.615</b>	<b>2</b>	<b>11</b>	<b>.182</b>	<b>8</b>	<b>12</b>	<b>.667</b>	<b>5</b>	<b>24</b>	<b>29</b>	<b>8</b>	<b>1</b>	<b>0</b>	<b>0</b>	<b>16</b>	<b>13</b>	<b>0</b>	<b>-15</b>	<b>46</b>



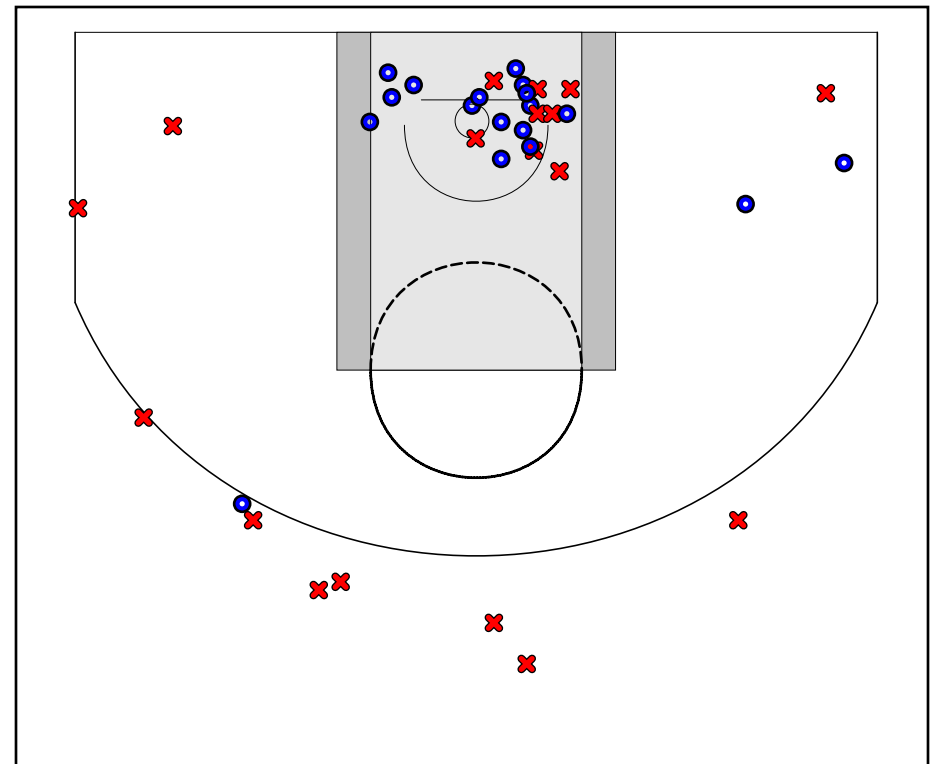
## Game Summary Comparison

Statistic	Teal B	Orange B
Points	61	46
<i>Field Goals</i>	23 / 52	18 / 37
<i>2 Point</i>	11 / 26	16 / 26
<i>3 Point</i>	12 / 26	2 / 11
<i>Free Throws</i>	3 / 5	8 / 12
Assists	16	8
Rebounds	31	29
<i>Offensive</i>	8	5
<i>Defensive</i>	23	24
Blocks	0	0
Steals	13	1
Deflections	4	0
Turnovers	6	16
Charges Taken	0	0
Personal Fouls	14	13

Teal B



Orange B



### Teal B Turnovers

Period	Clock	Player	Turnover Type
1st Period	0:00	#5 Augie Legido	Other
1st Period	0:00	#12 Ben	Other
1st Period	0:00	#10 Zach Mahler	Other
2nd Period	0:00	#14 Wicker	Other
2nd Period	0:00	#14 Wicker	Other

### Teal B Fouls

Period	Clock	Player	Foul
1st Period	0:00	#11 Gabe Legido	Other (Def)
1st Period	0:00	#13 Nate V	Other (Def)
1st Period	0:00	#10 Zach Mahler	Other (Def)
1st Period	0:00	#11 Gabe Legido	Other (Def)
1st Period	0:00	#10 Zach Mahler	Other (Def)
1st Period	0:00	#15 Mike Melady	Other (Def)
1st Period	0:00	#15 Mike Melady	Other (Def)
1st Period	0:00	#20 Steve Minuto	Other (Def)
2nd Period	0:00	#15 Mike Melady	Other (Def)
2nd Period	0:00	#14 Wicker	Other (Def)
2nd Period	0:00	#14 Wicker	Other (Def)
2nd Period	0:00	#10 Zach Mahler	Other (Def)
2nd Period	0:00	#10 Zach Mahler	Other (Off)
2nd Period	0:00	#10 Zach Mahler	Other (Def)

### Orange B Turnovers

Period	Clock	Player	Turnover Type
1st Period	0:00	#14 Lou Dominique	Other
1st Period	0:00	#11 Ryan Campbell	Other
1st Period	0:00	#11 Ryan Campbell	Other
1st Period	0:00	#10 Alec Stavetski	Other
1st Period	0:00	#14 Lou Dominique	Other
1st Period	0:00	#14 Lou Dominique	Other
2nd Period	0:00	#14 Lou Dominique	Other
2nd Period	0:00	#10 Alec Stavetski	Other
2nd Period	0:00	#10 Alec Stavetski	Other
2nd Period	0:00	#10 Alec Stavetski	Other
2nd Period	0:00	#10 Alec Stavetski	Other
2nd Period	0:00	#11 Ryan Campbell	Other
2nd Period	0:00	#14 Lou Dominique	Other
2nd Period	0:00	#10 Alec Stavetski	Other
2nd Period	0:00	#11 Ryan Campbell	Other
2nd Period	0:00	#10 Alec Stavetski	Other
2nd Period	0:00	#14 Lou Dominique	Other

### Orange B Fouls

Period	Clock	Player	Foul
1st Period	0:00	#10 Alec Stavetski	Other (Def)
1st Period	0:00	#14 Lou Dominique	Other (Def)
1st Period	0:00	#22 Nick Altomare	Other (Def)
1st Period	0:00	#22 Nick Altomare	Other (Def)
1st Period	0:00	#14 Lou Dominique	Other (Def)
2nd Period	0:00	#12 Dugan	Other (Def)
2nd Period	0:00	#10 Alec Stavetski	Other (Def)
2nd Period	0:00	#10 Alec Stavetski	Other (Def)
2nd Period	0:00	#22 Nick Altomare	Other (Def)
2nd Period	0:00	#12 Dugan	Other (Def)
2nd Period	0:00	#22 Nick Altomare	Other (Def)
2nd Period	0:00	#22 Nick Altomare	Other (Def)
2nd Period	0:00	#12 Dugan	Other (Def)