

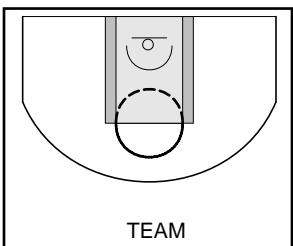
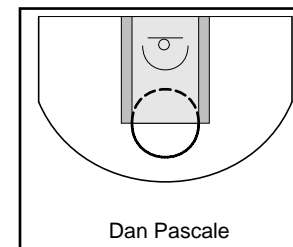
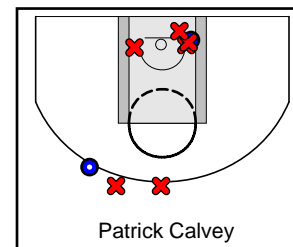
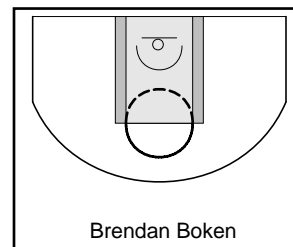
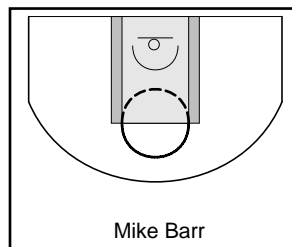
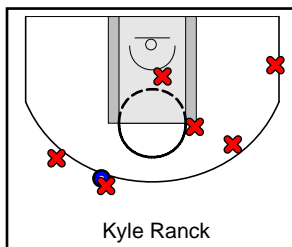
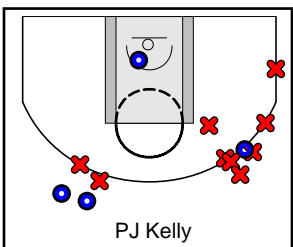
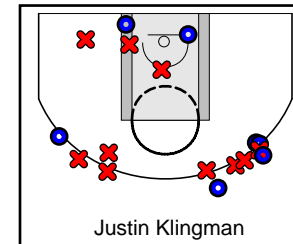

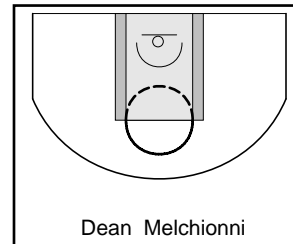
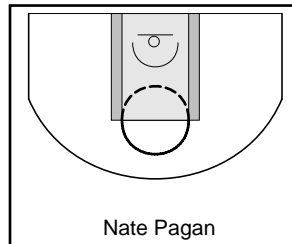
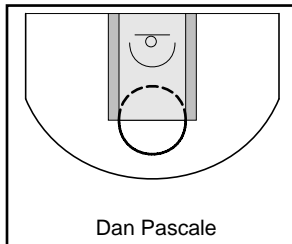
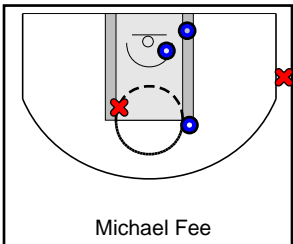
Danzig ORANGE

7/27/17 Danzig ORANGE at Boyle TEAL

| | 1 | OT1 | T |
|---------------|----|-----|----|
| Danzig ORANGE | 27 | 42 | 69 |
| Boyle TEAL | 33 | 30 | 63 |



| # | Name | G | MIN | FGM | FGA | FG% | 2PM | 2PA | 2P% | 3PM | 3PA | 3P% | FTM | FTA | FT% | OREB | DREB | REB | AST | STL | BLK | DEF | TO | PF | CHG | PM | PTS |
|----|-----------------|----------|----------|-----------|-----------|-------------|-----------|-----------|-------------|-----------|-----------|-------------|----------|----------|-------------|----------|-----------|-----------|----------|----------|----------|----------|----------|----------|----------|----------|-----------|
| 0 | Michael Fee | 1 | 0 | 3 | 5 | .600 | 3 | 4 | .750 | 0 | 1 | .000 | 0 | 0 | .000 | 0 | 4 | 4 | 0 | 0 | 0 | 0 | 0 | 0 | 0 | 9 | 6 |
| 0 | Dan Pascale | 0 | 0 | 0 | 0 | .000 | 0 | 0 | .000 | 0 | 0 | .000 | 0 | 0 | .000 | 0 | 0 | 0 | 0 | 0 | 0 | 0 | 0 | 0 | 0 | 0 | 0 |
| 0 | Nate Pagan | 0 | 0 | 0 | 0 | .000 | 0 | 0 | .000 | 0 | 0 | .000 | 0 | 0 | .000 | 0 | 0 | 0 | 0 | 0 | 0 | 0 | 0 | 0 | 0 | 0 | 0 |
| 0 | Dean Melchionni | 0 | 0 | 0 | 0 | .000 | 0 | 0 | .000 | 0 | 0 | .000 | 0 | 0 | .000 | 0 | 0 | 0 | 0 | 0 | 0 | 0 | 0 | 0 | 0 | 0 | 0 |
| 3 | Ross Danzig | 1 | 0 | 9 | 20 | .450 | 9 | 16 | .562 | 0 | 4 | .000 | 5 | 5 | 1.000 | 2 | 10 | 12 | 4 | 0 | 0 | 1 | 0 | 2 | 0 | 12 | 23 |
| 4 | Justin Klingman | 1 | 0 | 7 | 17 | .412 | 2 | 5 | .400 | 5 | 12 | .417 | 2 | 2 | 1.000 | 0 | 2 | 2 | 0 | 2 | 0 | 0 | 0 | 2 | 0 | 10 | 21 |
| 5 | PJ Kelly | 1 | 0 | 4 | 13 | .308 | 1 | 2 | .500 | 3 | 11 | .273 | 0 | 0 | .000 | 1 | 8 | 9 | 1 | 1 | 0 | 0 | 2 | 2 | 0 | 2 | 11 |
| 10 | Kyle Ranck | 1 | 0 | 1 | 7 | .143 | 0 | 2 | .000 | 1 | 5 | .200 | 0 | 2 | .000 | 1 | 6 | 7 | 1 | 1 | 0 | 0 | 0 | 0 | 0 | -11 | 3 |
| 12 | Mike Barr | 0 | 0 | 0 | 0 | .000 | 0 | 0 | .000 | 0 | 0 | .000 | 0 | 0 | .000 | 0 | 0 | 0 | 0 | 0 | 0 | 0 | 0 | 0 | 0 | 0 | 0 |
| 13 | Brendan Boken | 0 | 0 | 0 | 0 | .000 | 0 | 0 | .000 | 0 | 0 | .000 | 0 | 0 | .000 | 0 | 0 | 0 | 0 | 0 | 0 | 0 | 0 | 0 | 0 | 0 | 0 |
| 15 | Patrick Calvey | 1 | 0 | 2 | 8 | .250 | 1 | 5 | .200 | 1 | 3 | .333 | 0 | 0 | .000 | 0 | 5 | 5 | 1 | 1 | 0 | 0 | 0 | 1 | 0 | 8 | 5 |
| 20 | Dan Pascale | 1 | 0 | 0 | 0 | .000 | 0 | 0 | .000 | 0 | 0 | .000 | 0 | 0 | .000 | 0 | 0 | 0 | 0 | 0 | 0 | 0 | 0 | 0 | 0 | 0 | 0 |
| | TEAM | 1 | 0 | 0 | 0 | .000 | 0 | 0 | .000 | 0 | 0 | .000 | 0 | 0 | .000 | 1 | 1 | 2 | 0 | 0 | 0 | 0 | 1 | 0 | 0 | 0 | 0 |
| | TOTALS | 1 | 0 | 26 | 70 | .371 | 16 | 34 | .471 | 10 | 36 | .278 | 7 | 9 | .778 | 5 | 36 | 41 | 7 | 5 | 0 | 1 | 3 | 7 | 0 | 6 | 69 |



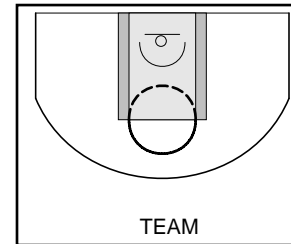
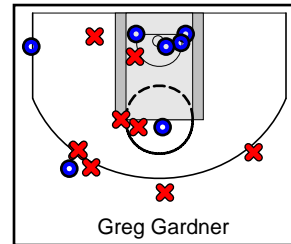
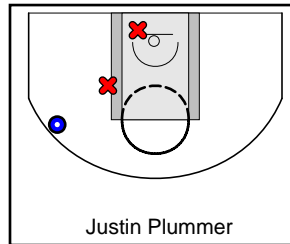

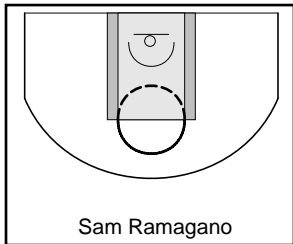
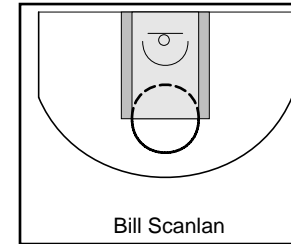
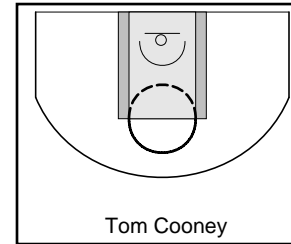
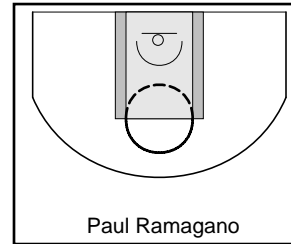
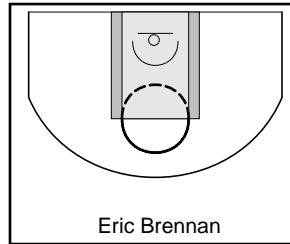
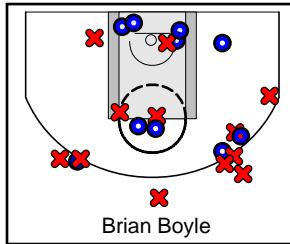
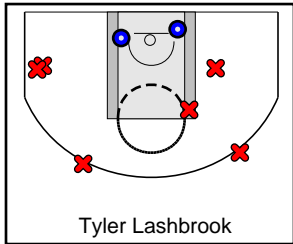
Boyle TEAL

7/27/17 Danzig ORANGE at Boyle TEAL

| | 1 | OT1 | T |
|---------------|----|-----|----|
| Danzig ORANGE | 27 | 42 | 69 |
| Boyle TEAL | 33 | 30 | 63 |



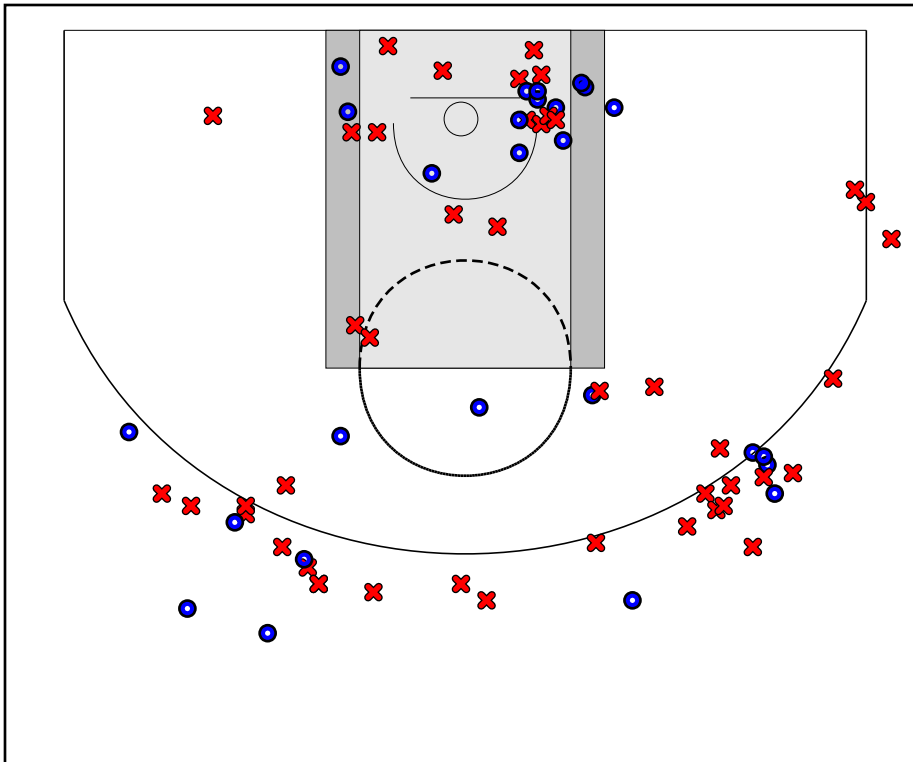
| # | Name | G | MIN | FGM | FGA | FG% | 2PM | 2PA | 2P% | 3PM | 3PA | 3P% | FTM | FTA | FT% | OREB | DREB | REB | AST | STL | BLK | DEF | TO | PF | CHG | PM | PTS |
|----|-----------------|----------|----------|-----------|-----------|-------------|-----------|-----------|-------------|-----------|-----------|-------------|----------|----------|-------------|----------|-----------|-----------|----------|----------|----------|----------|----------|-----------|----------|-----------|-----------|
| 3 | Tyler Lashbrook | 1 | 0 | 2 | 8 | .250 | 2 | 4 | .500 | 0 | 4 | .000 | 1 | 2 | .500 | 0 | 0 | 0 | 2 | 1 | 0 | 0 | 2 | 3 | 0 | -6 | 5 |
| 4 | Brian Boyle | 1 | 0 | 10 | 22 | .455 | 7 | 11 | .636 | 3 | 11 | .273 | 3 | 3 | 1.000 | 1 | 11 | 12 | 0 | 1 | 0 | 0 | 3 | 2 | 0 | -6 | 26 |
| 5 | Eric Brennan | 0 | 0 | 0 | 0 | .000 | 0 | 0 | .000 | 0 | 0 | .000 | 0 | 0 | .000 | 0 | 0 | 0 | 0 | 0 | 0 | 0 | 0 | 0 | 0 | 0 | 0 |
| 10 | Paul Ramagano | 0 | 0 | 0 | 0 | .000 | 0 | 0 | .000 | 0 | 0 | .000 | 0 | 0 | .000 | 0 | 0 | 0 | 0 | 0 | 0 | 0 | 0 | 0 | 0 | 0 | 0 |
| 11 | Tom Cooney | 0 | 0 | 0 | 0 | .000 | 0 | 0 | .000 | 0 | 0 | .000 | 0 | 0 | .000 | 0 | 0 | 0 | 0 | 0 | 0 | 0 | 0 | 0 | 0 | 0 | 0 |
| 12 | Bill Scanlan | 0 | 0 | 0 | 0 | .000 | 0 | 0 | .000 | 0 | 0 | .000 | 0 | 0 | .000 | 0 | 0 | 0 | 0 | 0 | 0 | 0 | 0 | 0 | 0 | 0 | 0 |
| 13 | Sam Ramagano | 0 | 0 | 0 | 0 | .000 | 0 | 0 | .000 | 0 | 0 | .000 | 0 | 0 | .000 | 0 | 0 | 0 | 0 | 0 | 0 | 0 | 0 | 0 | 0 | 0 | 0 |
| 14 | Lijah Thompson | 0 | 0 | 0 | 0 | .000 | 0 | 0 | .000 | 0 | 0 | .000 | 0 | 0 | .000 | 0 | 0 | 0 | 0 | 0 | 0 | 0 | 0 | 0 | 0 | 0 | 0 |
| 15 | Justin Plummer | 1 | 0 | 1 | 3 | .333 | 0 | 2 | .000 | 1 | 1 | 1.000 | 1 | 2 | .500 | 0 | 6 | 6 | 5 | 0 | 3 | 1 | 2 | 3 | 0 | -13 | 4 |
| 20 | Greg Gardner | 1 | 0 | 7 | 16 | .438 | 5 | 9 | .556 | 2 | 7 | .286 | 0 | 0 | .000 | 1 | 17 | 18 | 1 | 0 | 0 | 0 | 0 | 2 | 0 | -6 | 16 |
| | TEAM | 1 | 0 | 4 | 13 | .308 | 0 | 4 | .000 | 4 | 9 | .444 | 0 | 0 | .000 | 1 | 5 | 6 | 1 | 0 | 0 | 1 | 1 | 2 | 0 | 0 | 12 |
| | TOTALS | 1 | 0 | 24 | 62 | .387 | 14 | 30 | .467 | 10 | 32 | .312 | 5 | 7 | .714 | 3 | 39 | 42 | 9 | 2 | 3 | 2 | 8 | 12 | 0 | -6 | 63 |



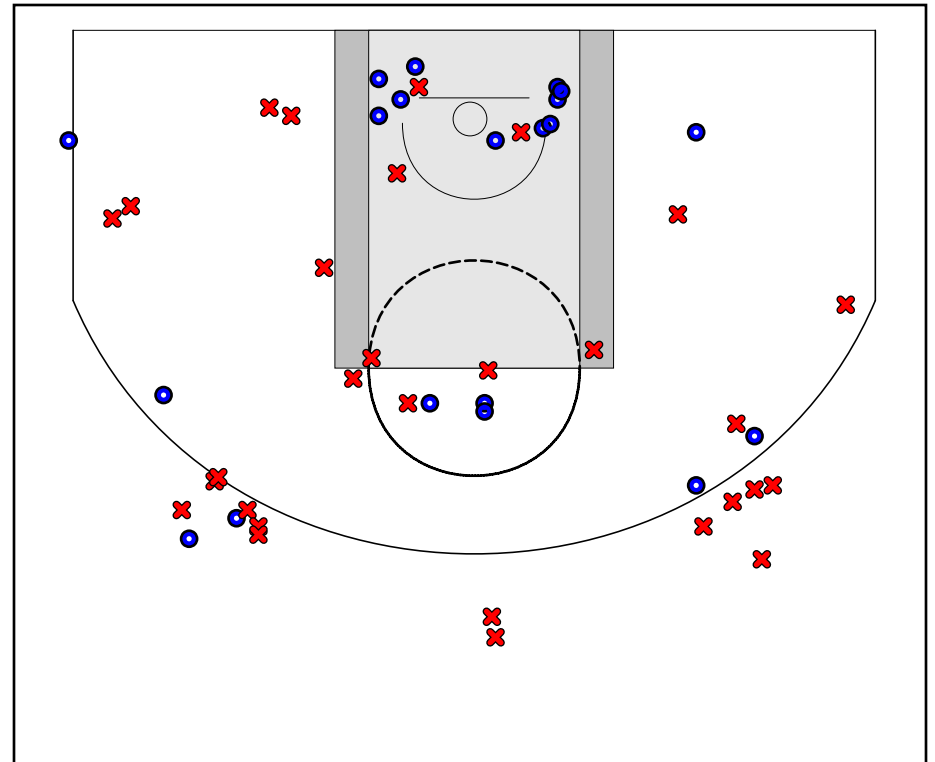
Game Summary Comparison

| Statistic | Danzig ORANGE | Boyle TEAL |
|--------------------|---------------|------------|
| Points | 69 | 63 |
| <i>Field Goals</i> | 26 / 70 | 24 / 62 |
| <i>2 Point</i> | 16 / 34 | 14 / 30 |
| <i>3 Point</i> | 10 / 36 | 10 / 32 |
| <i>Free Throws</i> | 7 / 9 | 5 / 7 |
| Assists | 7 | 9 |
| Rebounds | 41 | 42 |
| <i>Offensive</i> | 5 | 3 |
| <i>Defensive</i> | 36 | 39 |
| Blocks | 0 | 3 |
| Steals | 5 | 2 |
| Deflections | 1 | 2 |
| Turnovers | 3 | 8 |
| Charges Taken | 0 | 0 |
| Personal Fouls | 7 | 12 |

Danzig ORANGE



Boyle TEAL



Danzig ORANGE Turnovers

| Period | Clock | Player | Turnover Type |
|------------|-------|-------------|---------------|
| 1st Period | 0:00 | #5 PJ Kelly | Other |
| 1st Period | 0:00 | #5 PJ Kelly | Other |
| 2nd Period | 0:00 | Team | Other |

Danzig ORANGE Fouls

| Period | Clock | Player | Foul |
|------------|-------|--------------------|-------------|
| 1st Period | 0:00 | #4 Justin Klingman | Other (Def) |
| 1st Period | 0:00 | #15 Patrick Calvey | Other (Def) |
| 2nd Period | 0:00 | #4 Justin Klingman | Other (Def) |
| 2nd Period | 0:00 | #5 PJ Kelly | Other (Def) |
| 2nd Period | 0:00 | #3 Ross Danzig | Other (Def) |
| 2nd Period | 0:00 | #3 Ross Danzig | Other (Def) |
| 2nd Period | 0:00 | #5 PJ Kelly | Other (Def) |

Boyle TEAL Turnovers

| Period | Clock | Player | Turnover Type |
|------------|-------|--------------------|---------------|
| 1st Period | 0:00 | Team | Other |
| 1st Period | 0:00 | #4 Brian Boyle | Other |
| 1st Period | 0:00 | #15 Justin Plummer | Other |
| 1st Period | 0:00 | #3 Tyler Lashbrook | Other |
| 1st Period | 0:00 | #15 Justin Plummer | Other |
| 2nd Period | 0:00 | #4 Brian Boyle | Other |
| 2nd Period | 0:00 | #4 Brian Boyle | Other |
| 2nd Period | 0:00 | #3 Tyler Lashbrook | Other |

Boyle TEAL Fouls

| Period | Clock | Player | Foul |
|------------|-------|--------------------|-------------|
| 1st Period | 0:00 | #3 Tyler Lashbrook | Other (Def) |
| 1st Period | 0:00 | #20 Greg Gardner | Other (Def) |
| 1st Period | 0:00 | The team | Other (Def) |
| 1st Period | 0:00 | #20 Greg Gardner | Other (Def) |
| 2nd Period | 0:00 | The team | Other (Def) |
| 2nd Period | 0:00 | #3 Tyler Lashbrook | Other (Def) |
| 2nd Period | 0:00 | #15 Justin Plummer | Other (Def) |
| 2nd Period | 0:00 | #4 Brian Boyle | Other (Def) |
| 2nd Period | 0:00 | #15 Justin Plummer | Other (Def) |
| 2nd Period | 0:00 | #4 Brian Boyle | Other (Def) |
| 2nd Period | 0:00 | #3 Tyler Lashbrook | Other (Def) |
| 2nd Period | 0:00 | #15 Justin Plummer | Other (Def) |