


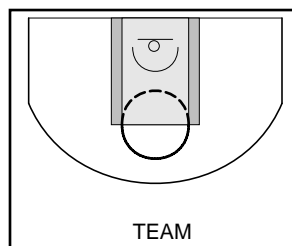
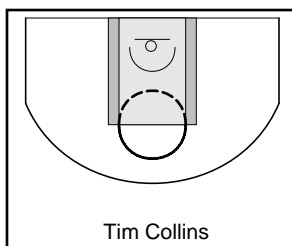
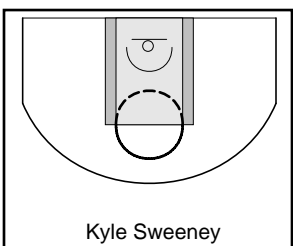
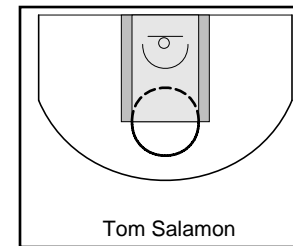
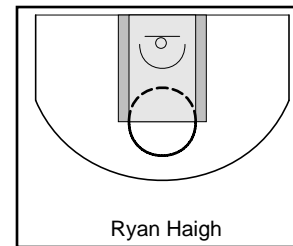
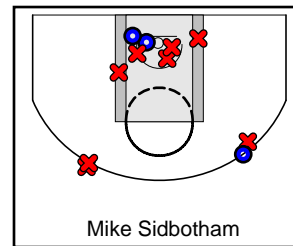
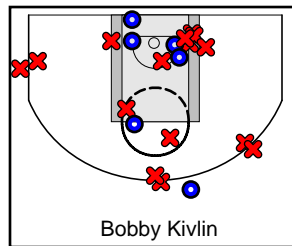
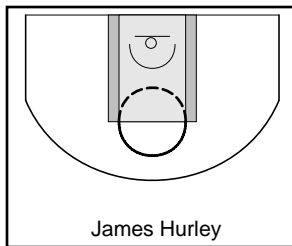
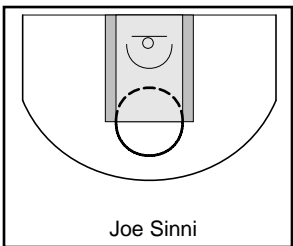
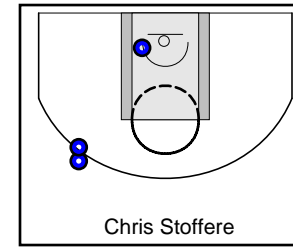
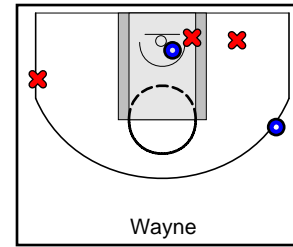
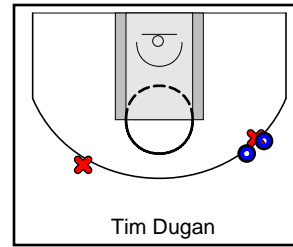
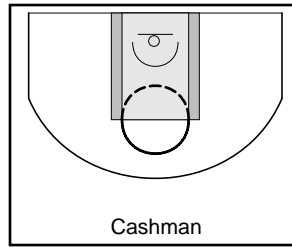
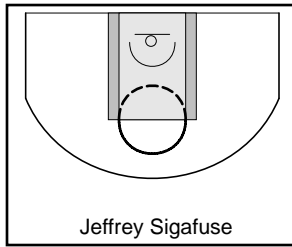
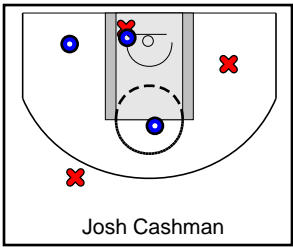
Sidebotham GREEN

7/27/17 Sidebotham GREEN at Holdsman RED

	1	2	T
Sidebotham	17	32	49
Holdsman RED	20	40	60



#	Name	G	MIN	FGM	FGA	FG%	2PM	2PA	2P%	3PM	3PA	3P%	FTM	FTA	FT%	OREB	DREB	REB	AST	STL	BLK	DEF	TO	PF	CHG	PM	PTS
0	Josh Cashman	1	0	3	6	.500	3	5	.600	0	1	.000	0	0	.000	0	1	1	1	0	0	0	0	1	0	-11	6
0	Jeffrey Sigafuse	0	0	0	0	.000	0	0	.000	0	0	.000	0	0	.000	0	0	0	0	0	0	0	0	0	0	0	0
0	Cashman	0	0	0	0	.000	0	0	.000	0	0	.000	0	0	.000	0	0	0	0	0	0	0	0	0	0	0	0
0	Tim Dugan	1	0	2	4	.500	0	0	.000	2	4	.500	0	2	.000	0	3	3	2	0	0	0	2	3	0	-2	6
0	Wayne	1	0	2	5	.400	1	3	.333	1	2	.500	1	2	.500	1	3	4	0	1	1	0	0	2	0	-10	6
3	Chris Stoffere	1	0	3	3	1.000	1	1	1.000	2	2	1.000	0	0	.000	0	1	1	1	0	0	0	0	1	0	-8	8
4	Joe Sinni	0	0	0	0	.000	0	0	.000	0	0	.000	0	0	.000	0	0	0	0	0	0	0	0	0	0	0	0
5	James Hurley	0	0	0	0	.000	0	0	.000	0	0	.000	0	0	.000	0	0	0	0	0	0	0	0	0	0	0	0
10	Bobby Kivlin	1	0	6	21	.286	5	14	.357	1	7	.143	2	3	.667	3	4	7	0	1	1	0	0	2	0	-11	15
11	Mike Sidbotham	1	0	3	11	.273	2	7	.286	1	4	.250	1	6	.167	0	14	14	3	0	0	1	5	1	0	-13	8
14	Ryan Haigh	1	0	0	0	.000	0	0	.000	0	0	.000	0	0	.000	0	0	0	0	0	0	0	0	0	0	0	0
15	Tom Salamon	0	0	0	0	.000	0	0	.000	0	0	.000	0	0	.000	0	0	0	0	0	0	0	0	0	0	0	0
20	Kyle Sweeney	0	0	0	0	.000	0	0	.000	0	0	.000	0	0	.000	0	0	0	0	0	0	0	0	0	0	0	0
21	Tim Collins	0	0	0	0	.000	0	0	.000	0	0	.000	0	0	.000	0	0	0	0	0	0	0	0	0	0	0	0
	TEAM	1	0	0	0	.000	0	0	.000	0	0	.000	0	0	.000	2	5	7	0	0	0	0	0	0	0	0	0
	TOTALS	1	0	19	50	.380	12	30	.400	7	20	.350	4	13	.308	6	31	37	7	2	2	1	7	10	0	-11	49



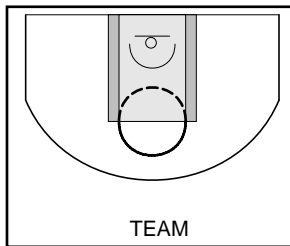
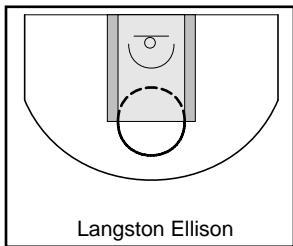
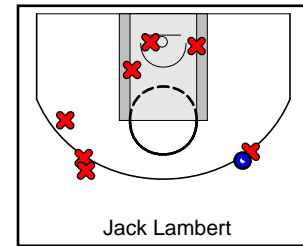
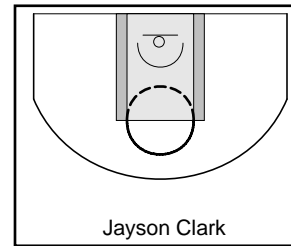

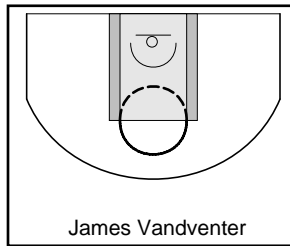
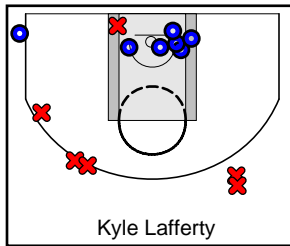
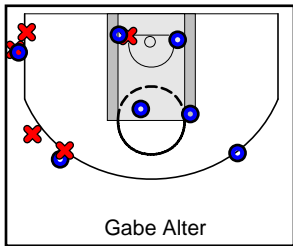

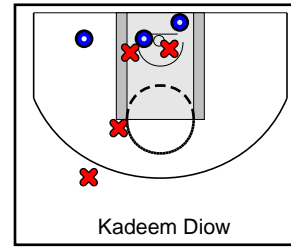
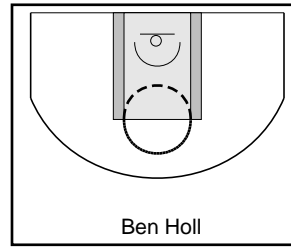
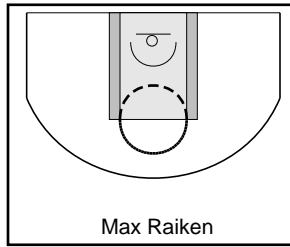
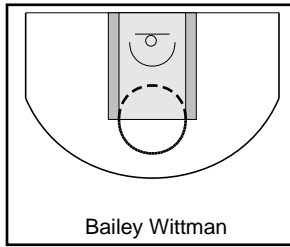
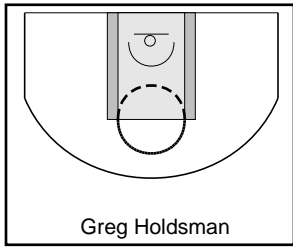
Holdsmen RED

7/27/17 Sidebotham GREEN at Holdsmen RED

	1	2	T
Sidebotham	17	32	49
Holdsmen RED	20	40	60



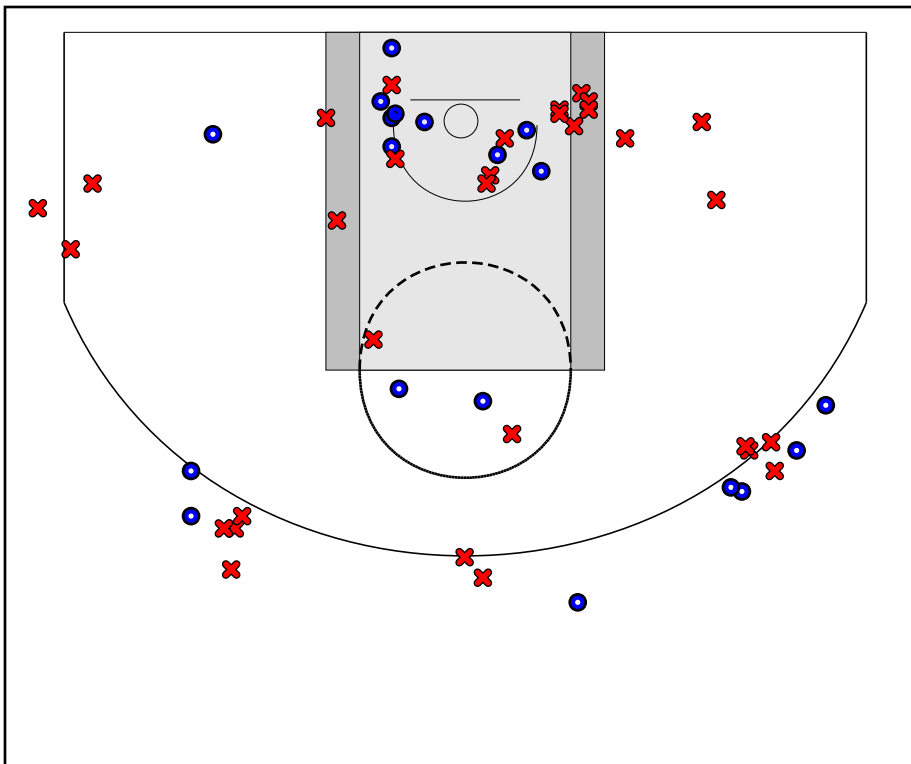
#	Name	G	MIN	FGM	FGA	FG%	2PM	2PA	2P%	3PM	3PA	3P%	FTM	FTA	FT%	OREB	DREB	REB	AST	STL	BLK	DEF	TO	PF	CHG	PM	PTS
0	Greg Holdsmen	0	0	0	0	.000	0	0	.000	0	0	.000	0	0	.000	0	0	0	0	0	0	0	0	0	0	0	0
0	Bailey Wittman	0	0	0	0	.000	0	0	.000	0	0	.000	0	0	.000	0	0	0	0	0	0	0	0	0	0	0	0
0	Max Raiken	0	0	0	0	.000	0	0	.000	0	0	.000	0	0	.000	0	0	0	0	0	0	0	0	0	0	0	0
0	Ben Holl	0	0	0	0	.000	0	0	.000	0	0	.000	0	0	.000	0	0	0	0	0	0	0	0	0	0	0	0
0	Kadeem Diow	1	0	3	7	.429	3	6	.500	0	1	.000	0	2	.000	3	5	8	2	0	0	2	0	2	0	6	6
3	Jamil Pines-Elliot	1	0	4	13	.308	2	10	.200	2	3	.667	1	2	.500	0	4	4	1	0	0	2	0	1	0	8	11
4	Gabe Alter	1	0	7	12	.583	4	5	.800	3	7	.429	1	1	1.000	1	5	6	4	3	0	1	0	1	0	11	18
5	Kyle Lafferty	1	0	7	13	.538	6	7	.857	1	6	.167	0	2	.000	1	2	3	0	1	0	2	2	1	0	13	15
10	James Vandventer	0	0	0	0	.000	0	0	.000	0	0	.000	0	0	.000	0	0	0	0	0	0	0	0	0	0	0	0
11	Jalil Pines-Elliot	1	0	3	11	.273	3	8	.375	0	3	.000	0	1	.000	4	2	6	6	0	0	0	0	2	0	4	6
13	Jayson Clark	1	0	0	0	.000	0	0	.000	0	0	.000	0	0	.000	0	0	0	0	0	0	0	0	0	0	0	0
14	Jack Lambert	1	0	1	8	.125	0	3	.000	1	5	.200	1	2	.500	3	8	11	1	0	0	0	1	1	0	13	4
20	Langston Ellison	0	0	0	0	.000	0	0	.000	0	0	.000	0	0	.000	0	0	0	0	0	0	0	0	0	0	0	0
	TEAM	1	0	0	0	.000	0	0	.000	0	0	.000	0	0	.000	1	3	4	0	0	0	0	0	0	0	0	0
	TOTALS	1	0	25	64	.391	18	39	.462	7	25	.280	3	10	.300	13	29	42	14	4	0	7	3	8	0	11	60



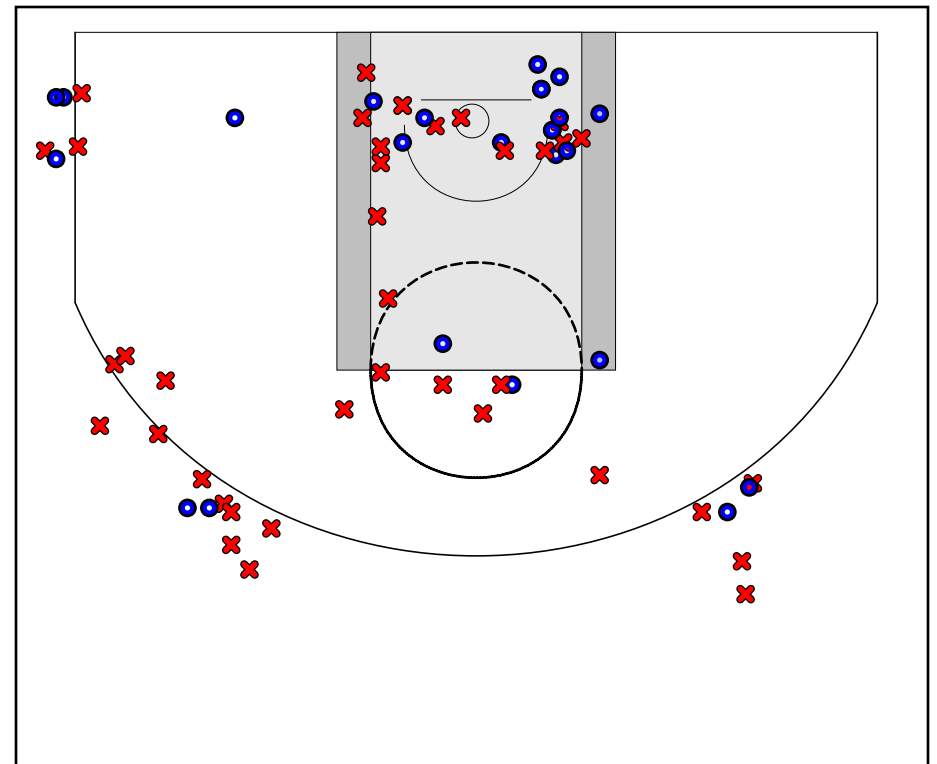
Game Summary Comparison

Statistic	Sidebotham GREEN	Holdsmen RED
Points	49	60
<i>Field Goals</i>	19 / 50	25 / 64
<i>2 Point</i>	12 / 30	18 / 39
<i>3 Point</i>	7 / 20	7 / 25
<i>Free Throws</i>	4 / 13	3 / 10
Assists	7	14
Rebounds	37	42
<i>Offensive</i>	6	13
<i>Defensive</i>	31	29
Blocks	2	0
Steals	2	4
Deflections	1	7
Turnovers	7	3
Charges Taken	0	0
Personal Fouls	10	8

Sidebotham GREEN



Holdsmen RED



Sidebotham GREEN Turnovers

Period	Clock	Player	Turnover Type
1st Period	0:00	#11 Mike Sidbotham	Other
1st Period	0:00	#0 Tim Dugan	Other
1st Period	0:00	#0 Tim Dugan	Other
1st Period	0:00	#11 Mike Sidbotham	Other
2nd Period	0:00	#11 Mike Sidbotham	Other
2nd Period	0:00	#11 Mike Sidbotham	Other
2nd Period	0:00	#11 Mike Sidbotham	Other

Sidebotham GREEN Fouls

Period	Clock	Player	Foul
1st Period	0:00	#0 Wayne	Other (Def)
1st Period	0:00	#10 Bobby Kivlin	Other (Def)
1st Period	0:00	#0 Tim Dugan	Other (Def)
2nd Period	0:00	#0 Josh Cashman	Other (Def)
2nd Period	0:00	#3 Chris Stoffere	Other (Def)
2nd Period	0:00	#0 Wayne	Other (Def)
2nd Period	0:00	#0 Tim Dugan	Other (Def)
2nd Period	0:00	#0 Tim Dugan	Other (Def)
2nd Period	0:00	#11 Mike Sidbotham	Other (Def)
2nd Period	0:00	#10 Bobby Kivlin	Other (Def)

Holdsmen RED Turnovers

Period	Clock	Player	Turnover Type
1st Period	0:00	#14 Jack Lambert	Other
2nd Period	0:00	#5 Kyle Lafferty	Other
2nd Period	0:00	#5 Kyle Lafferty	Other

Holdsmen RED Fouls

Period	Clock	Player	Foul
1st Period	0:00	#0 Kadeem Diow	Other (Def)
1st Period	0:00	#5 Kyle Lafferty	Other (Def)
1st Period	0:00	#11 Jalil Pines-Elliott	Other (Def)
1st Period	0:00	#4 Gabe Alter	Other (Def)
2nd Period	0:00	#0 Kadeem Diow	Other (Def)
2nd Period	0:00	#11 Jalil Pines-Elliott	Other (Def)
2nd Period	0:00	#3 Jamil Pines-Elliott	Other (Def)
2nd Period	0:00	#14 Jack Lambert	Other (Def)