


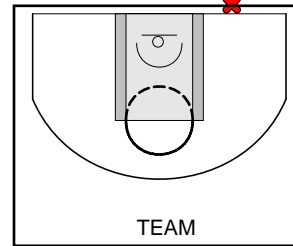

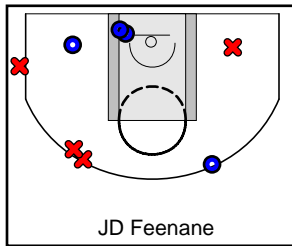
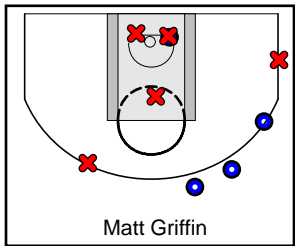
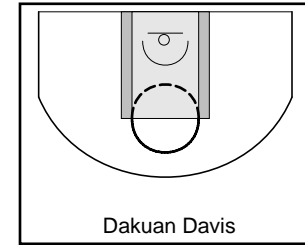
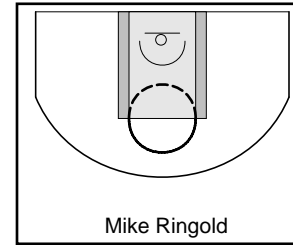
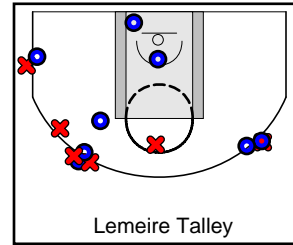
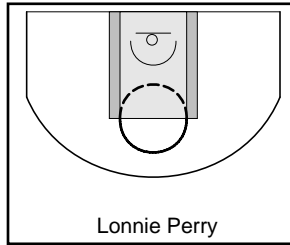
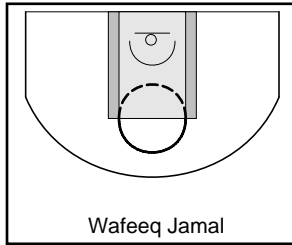

Purple

7/26/18 Purple at Black

	1	2	T
Purple	27	32	59
Black	31	31	62




#	Name	G	MIN	FGM	FGA	FG%	2PM	2PA	2P%	3PM	3PA	3P%	FTM	FTA	FT%	OREB	DREB	REB	AST	STL	BLK	DEF	TO	PF	CHG	PM	PTS
0	Mike Wild	1	0	2	7	.286	2	6	.333	0	1	.000	1	2	.500	0	1	1	0	0	0	0	2	2	0	-3	5
0	Wafeeq Jamal	0	0	0	0	.000	0	0	.000	0	0	.000	0	0	.000	0	0	0	0	0	0	0	0	0	0	0	0
0	Lonnie Perry	0	0	0	0	.000	0	0	.000	0	0	.000	0	0	.000	0	0	0	0	0	0	0	0	0	0	0	0
1	Lemeire Talley	1	0	8	15	.533	3	4	.750	5	11	.455	0	1	.000	0	5	5	2	0	0	0	1	3	0	-3	21
4	Mike Ringold	1	0	0	0	.000	0	0	.000	0	0	.000	0	0	.000	0	0	0	0	0	0	0	0	0	0	0	0
10	Dakuan Davis	1	0	0	0	.000	0	0	.000	0	0	.000	0	0	.000	0	0	0	0	0	0	0	0	0	0	0	0
11	Matt Griffin	1	0	4	9	.444	1	4	.250	3	5	.600	0	0	.000	2	5	7	8	1	0	0	3	3	0	-3	11
12	JD Feenane	1	0	4	8	.500	3	4	.750	1	4	.250	0	0	.000	0	3	3	1	0	0	0	0	4	0	-3	9
15	James Morene	1	0	5	8	.625	4	7	.571	1	1	1.000	2	5	.400	2	7	9	2	1	1	1	1	3	0	-3	13
	TEAM	1	0	0	0	.000	0	0	.000	0	0	.000	0	0	.000	0	1	1	0	0	0	0	0	0	0	0	0
	TOTALS	1	0	23	47	.489	13	25	.520	10	22	.455	3	8	.375	4	22	26	13	2	1	1	7	15	0	-3	59



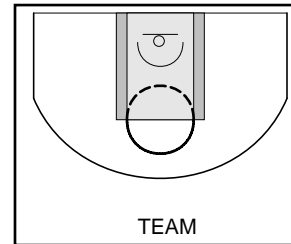
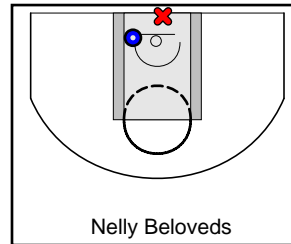
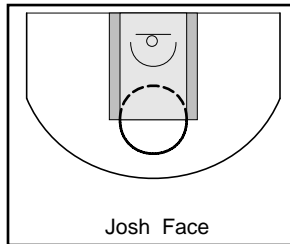
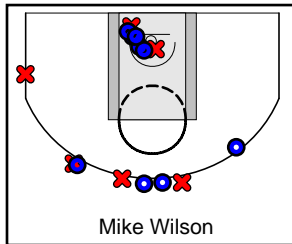
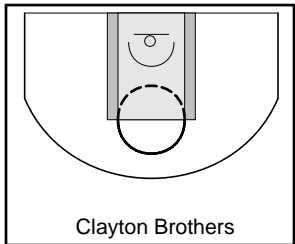
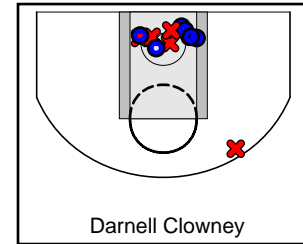
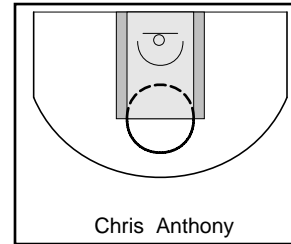
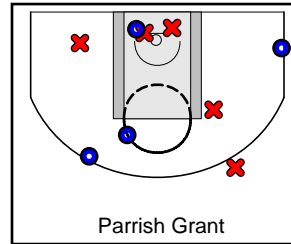
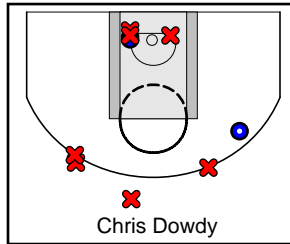
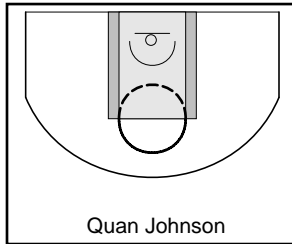
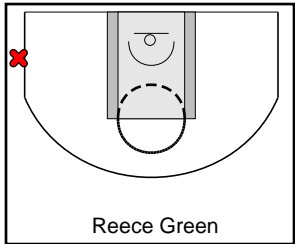
Black

7/26/18 Purple at Black

	1	2	T
Purple	27	32	59
Black	31	31	62



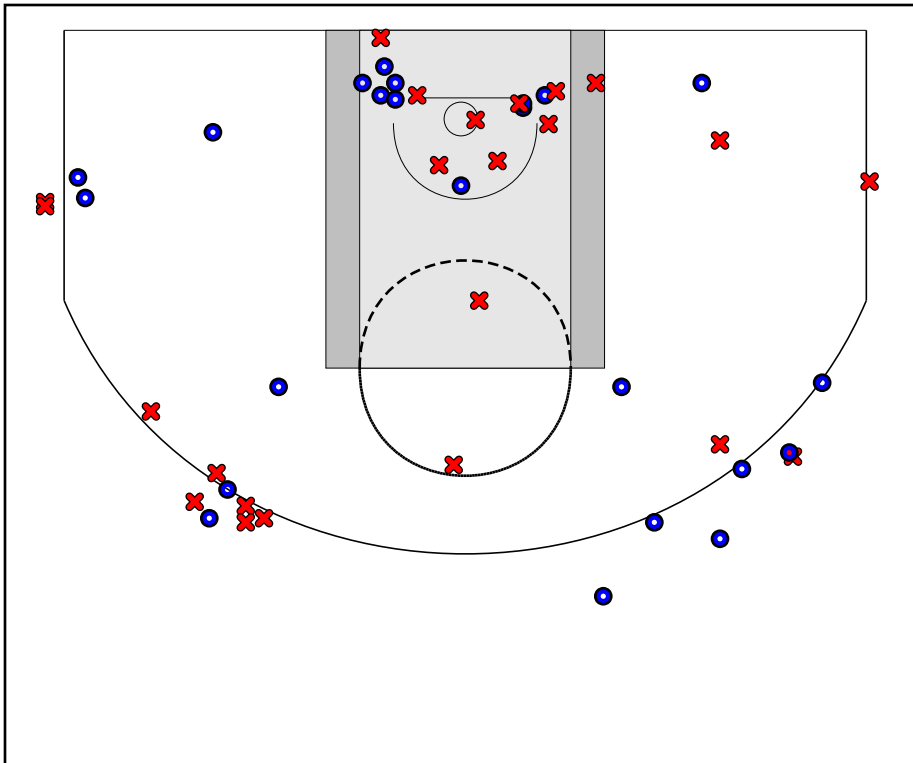
#	Name	G	MIN	FGM	FGA	FG%	2PM	2PA	2P%	3PM	3PA	3P%	FTM	FTA	FT%	OREB	DREB	REB	AST	STL	BLK	DEF	TO	PF	CHG	PM	PTS
0	Reece Green	1	0	0	1	.000	0	0	.000	0	1	.000	0	0	.000	0	2	2	1	0	0	0	0	0	0	3	0
0	Quan Johnson	0	0	0	0	.000	0	0	.000	0	0	.000	0	0	.000	0	0	0	0	0	0	0	0	0	0	0	0
3	Chris Dowdy	1	0	2	9	.222	1	4	.250	1	5	.200	0	0	.000	0	3	3	4	1	0	3	1	4	0	3	5
4	Parrish Grant	1	0	4	9	.444	2	6	.333	2	3	.667	2	2	1.000	0	6	6	4	3	1	1	4	1	0	3	12
5	Chris Anthony	1	0	0	0	.000	0	0	.000	0	0	.000	0	0	.000	0	0	0	0	0	0	0	0	0	0	0	0
10	Darnell Clowney	1	0	7	12	.583	7	11	.636	0	1	.000	3	5	.600	2	5	7	3	1	1	2	1	2	0	3	17
13	Clayton Brothers	0	0	0	0	.000	0	0	.000	0	0	.000	0	0	.000	0	0	0	0	0	0	0	0	0	0	0	0
14	Mike Wilson	1	0	9	15	.600	5	7	.714	4	8	.500	4	5	.800	2	5	7	3	0	0	0	0	0	0	3	26
15	Josh Face	1	0	0	0	.000	0	0	.000	0	0	.000	0	0	.000	0	0	0	0	0	0	0	0	0	0	0	0
20	Nelly Beloveds	1	0	1	2	.500	1	2	.500	0	0	.000	0	0	.000	1	1	2	0	0	0	0	0	4	0	0	2
	TEAM	0	0	0	0	.000	0	0	.000	0	0	.000	0	0	.000	0	0	0	0	0	0	0	0	0	0	0	0
	TOTALS	1	0	23	48	.479	16	30	.533	7	18	.389	9	12	.750	5	22	27	15	5	2	6	6	11	0	3	62



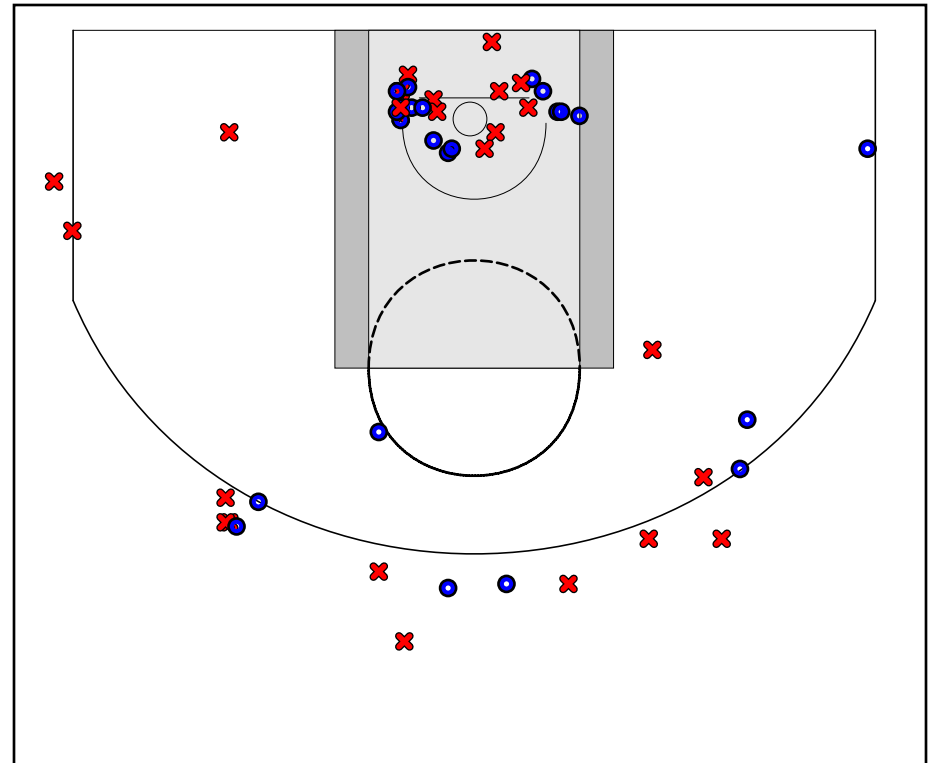
Game Summary Comparison

Statistic	Purple	Black
Points	59	62
<i>Field Goals</i>	23 / 47	23 / 48
<i>2 Point</i>	13 / 25	16 / 30
<i>3 Point</i>	10 / 22	7 / 18
<i>Free Throws</i>	3 / 8	9 / 12
Assists	13	15
Rebounds	26	27
<i>Offensive</i>	4	5
<i>Defensive</i>	22	22
Blocks	1	2
Steals	2	5
Deflections	1	6
Turnovers	7	6
Charges Taken	0	0
Personal Fouls	15	11

Purple



Black



Purple Turnovers

Period	Clock	Player	Turnover Type
1st Period	0:00	#11 Matt Griffin	Other
1st Period	0:00	#0 Mike Wild	Other
2nd Period	0:00	#0 Mike Wild	Other
2nd Period	0:00	#11 Matt Griffin	Other
2nd Period	0:00	#1 Lemeire Talley	Other
2nd Period	0:00	#11 Matt Griffin	Other
2nd Period	0:00	#15 James Morene	Other

Purple Fouls

Period	Clock	Player	Foul
1st Period	0:00	#15 James Morene	Other (Def)
1st Period	0:00	#1 Lemeire Talley	Other (Def)
1st Period	0:00	#12 JD Feenane	Other (Def)
1st Period	0:00	#12 JD Feenane	Other (Def)
1st Period	0:00	#15 James Morene	Other (Def)
1st Period	0:00	#11 Matt Griffin	Other (Def)
2nd Period	0:00	#12 JD Feenane	Other (Def)
2nd Period	0:00	#1 Lemeire Talley	Other (Def)
2nd Period	0:00	#1 Lemeire Talley	Other (Def)
2nd Period	0:00	#12 JD Feenane	Other (Def)
2nd Period	0:00	#15 James Morene	Other (Def)
2nd Period	0:00	#0 Mike Wild	Other (Def)
2nd Period	0:00	#0 Mike Wild	Other (Def)
2nd Period	0:00	#11 Matt Griffin	Other (Def)
2nd Period	0:00	#11 Matt Griffin	Other (Def)

Black Turnovers

Period	Clock	Player	Turnover Type
1st Period	0:00	#4 Parrish Grant	Other
2nd Period	0:00	#10 Darnell Clowney	Other
2nd Period	0:00	#3 Chris Dowdy	Other
2nd Period	0:00	#4 Parrish Grant	Other
2nd Period	0:00	#4 Parrish Grant	Other
2nd Period	0:00	#4 Parrish Grant	Other

Black Fouls

Period	Clock	Player	Foul
1st Period	0:00	#3 Chris Dowdy	Other (Def)
1st Period	0:00	#10 Darnell Clowney	Other (Def)
1st Period	0:00	#10 Darnell Clowney	Other (Def)
1st Period	0:00	#3 Chris Dowdy	Other (Def)
2nd Period	0:00	#20 Nelly Beloveds	Other (Def)
2nd Period	0:00	#3 Chris Dowdy	Other (Def)
2nd Period	0:00	#20 Nelly Beloveds	Other (Def)
2nd Period	0:00	#20 Nelly Beloveds	Other (Def)
2nd Period	0:00	#20 Nelly Beloveds	Other (Def)
2nd Period	0:00	#3 Chris Dowdy	Other (Def)
2nd Period	0:00	#4 Parrish Grant	Other (Def)