


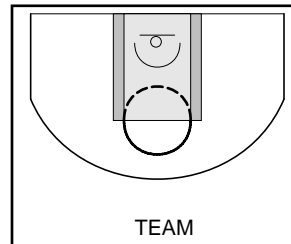
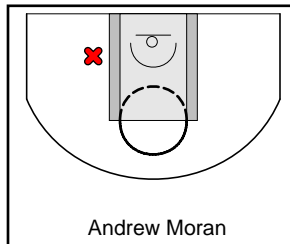
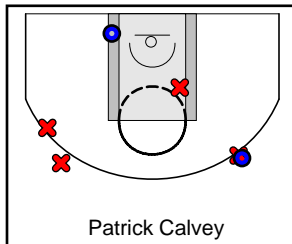
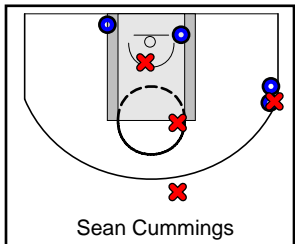
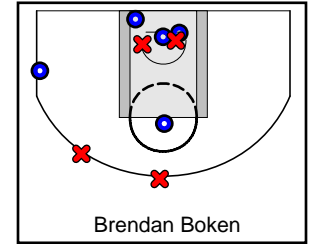
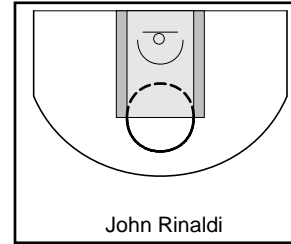
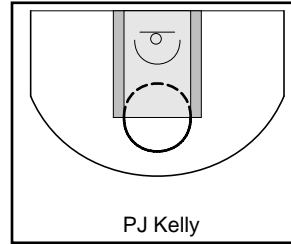
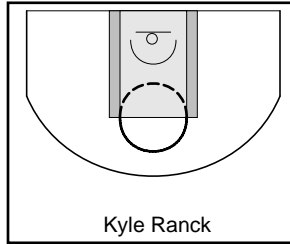

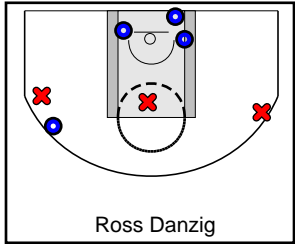
Orange

7/26/18 Orange at Baby Blue

	1	OT1	T
Orange	23	36	59
Baby Blue	34	28	62



#	Name	G	MIN	FGM	FGA	FG%	2PM	2PA	2P%	3PM	3PA	3P%	FTM	FTA	FT%	OREB	DREB	REB	AST	STL	BLK	DEF	TO	PF	CHG	PM	PTS
3	Ross Danzig	1	0	4	7	.571	3	4	.750	1	3	.333	1	2	.500	1	1	2	3	0	1	0	2	0	0	-3	10
4	Justin Klingman	1	0	8	14	.571	2	3	.667	6	11	.545	0	0	.000	0	1	1	2	0	0	1	0	2	0	-3	22
10	Kyle Ranck	1	0	0	0	.000	0	0	.000	0	0	.000	0	0	.000	0	0	0	0	0	0	0	0	0	0	0	0
11	PJ Kelly	1	0	0	0	.000	0	0	.000	0	0	.000	0	0	.000	0	0	0	0	0	0	0	0	0	0	0	0
12	John Rinaldi	1	0	0	0	.000	0	0	.000	0	0	.000	0	0	.000	0	0	0	0	0	0	0	0	0	0	0	0
13	Brendan Boken	1	0	5	9	.556	4	6	.667	1	3	.333	1	2	.500	1	4	5	3	0	0	1	2	0	0	0	12
14	Sean Cummings	1	0	4	8	.500	2	4	.500	2	4	.500	0	0	.000	1	3	4	1	0	0	1	2	2	0	8	10
15	Patrick Calvey	1	0	2	6	.333	1	2	.500	1	4	.250	0	0	.000	0	2	2	3	1	0	0	0	4	0	-8	5
20	Andrew Moran	1	0	0	1	.000	0	1	.000	0	0	.000	0	2	.000	0	4	4	2	0	0	0	1	1	0	-9	0
	TEAM	1	0	0	0	.000	0	0	.000	0	0	.000	0	0	.000	0	4	4	0	0	0	0	0	0	0	0	0
	TOTALS	1	0	23	45	.511	12	20	.600	11	25	.440	2	6	.333	3	19	22	14	1	1	3	7	9	0	-3	59



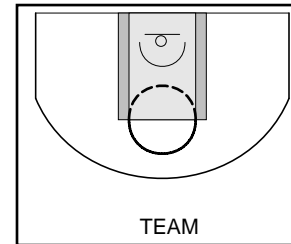
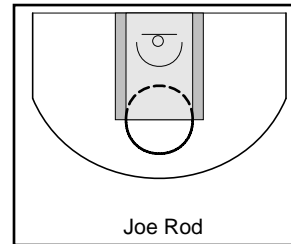
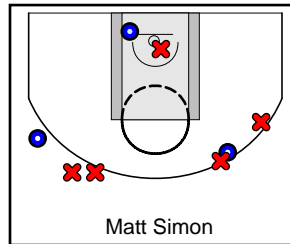
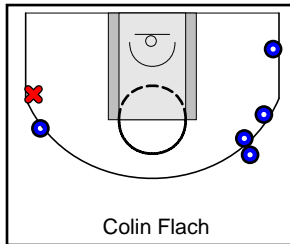
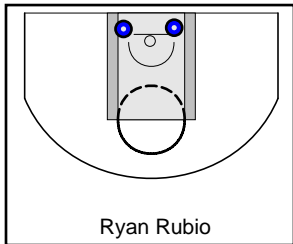
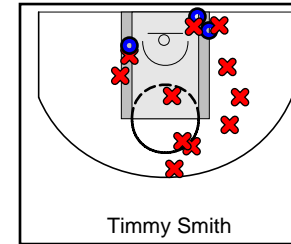
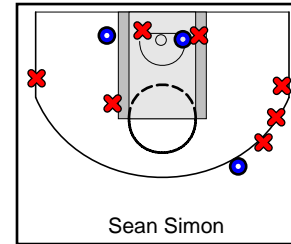
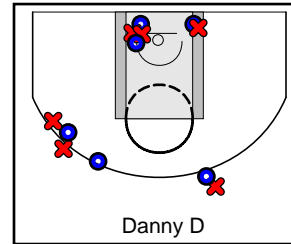
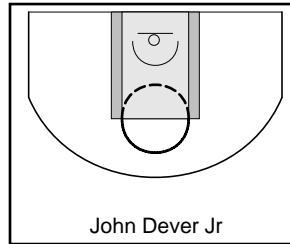
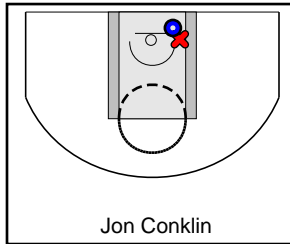
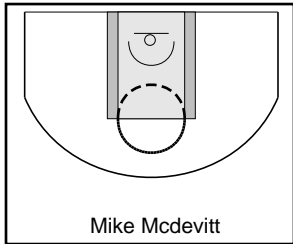
Baby Blue

7/26/18 Orange at Baby Blue

	1	OT1	T
Orange	23	36	59
Baby Blue	34	28	62



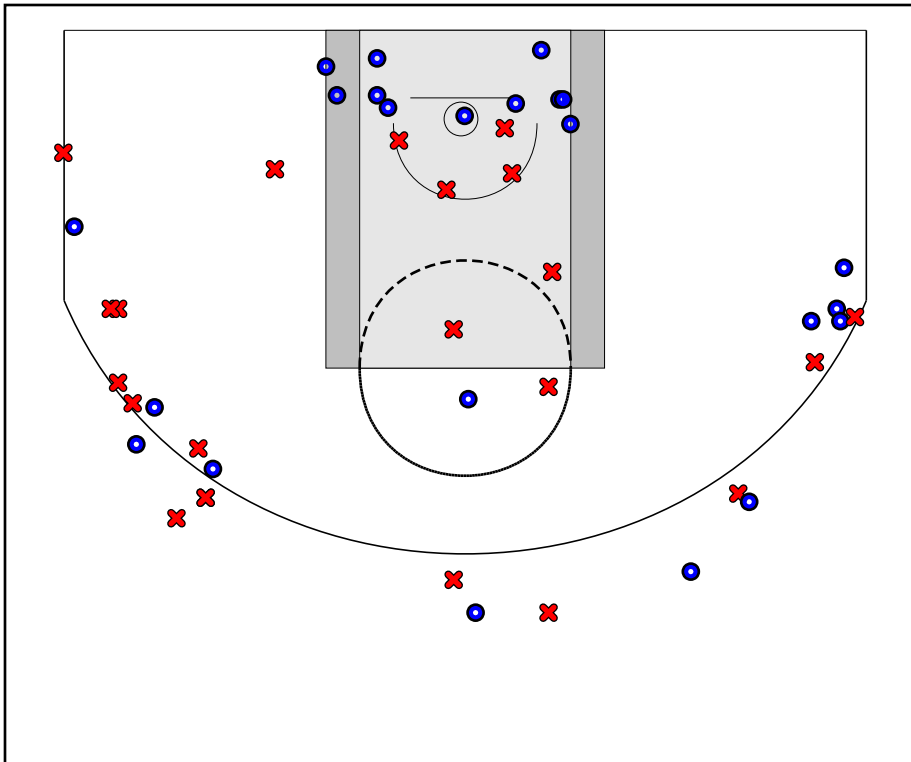
#	Name	G	MIN	FGM	FGA	FG%	2PM	2PA	2P%	3PM	3PA	3P%	FTM	FTA	FT%	OREB	DREB	REB	AST	STL	BLK	DEF	TO	PF	CHG	PM	PTS
0	Mike Mcdevitt	0	0	0	0	.000	0	0	.000	0	0	.000	0	0	.000	0	0	0	0	0	0	0	0	0	0	0	0
0	Jon Conklin	1	0	1	2	.500	1	2	.500	0	0	.000	0	0	.000	1	1	2	0	0	0	0	2	3	0	9	2
0	John Dever Jr	0	0	0	0	.000	0	0	.000	0	0	.000	0	0	.000	0	0	0	0	0	0	0	0	0	0	0	0
1	Danny D	1	0	6	12	.500	3	6	.500	3	6	.500	0	0	.000	0	3	3	7	1	0	0	0	1	0	7	15
3	Sean Simon	1	0	3	10	.300	2	5	.400	1	5	.200	0	0	.000	0	3	3	0	1	0	0	2	0	0	-7	7
4	Timmy Smith	1	0	3	14	.214	3	13	.231	0	1	.000	3	3	1.000	1	7	8	2	1	0	0	2	0	0	0	9
5	Ryan Rubio	1	0	2	2	1.000	2	2	1.000	0	0	.000	0	0	.000	2	2	4	1	0	0	1	0	0	0	3	4
11	Colin Flach	1	0	5	6	.833	0	0	.000	5	6	.833	0	0	.000	0	0	0	0	1	0	0	0	0	0	2	15
15	Matt Simon	1	0	3	8	.375	1	2	.500	2	6	.333	2	2	1.000	1	3	4	0	0	0	0	0	4	0	1	10
22	Joe Rod	1	0	0	0	.000	0	0	.000	0	0	.000	0	0	.000	0	0	0	0	0	0	0	0	0	0	0	0
	TEAM	1	0	0	0	.000	0	0	.000	0	0	.000	0	0	.000	1	2	3	0	0	0	0	0	0	0	0	0
	TOTALS	1	0	23	54	.426	12	30	.400	11	24	.458	5	5	1.000	6	21	27	10	4	0	1	6	8	0	3	62



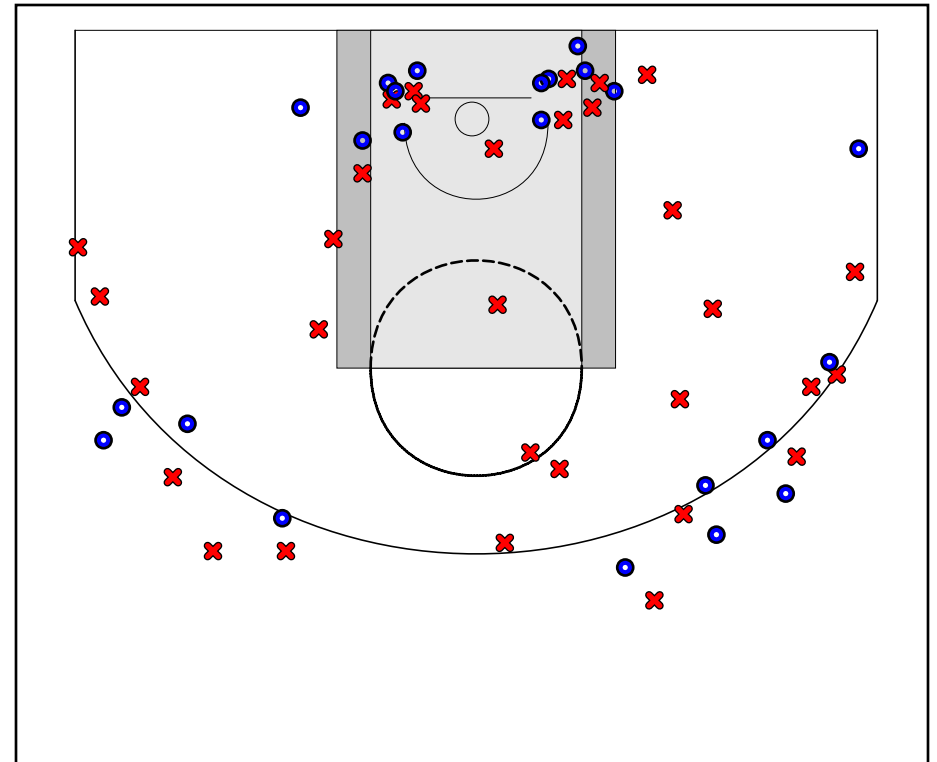
Game Summary Comparison

Statistic	Orange	Baby Blue
Points	59	62
<i>Field Goals</i>	23 / 45	23 / 54
<i>2 Point</i>	12 / 20	12 / 30
<i>3 Point</i>	11 / 25	11 / 24
<i>Free Throws</i>	2 / 6	5 / 5
Assists	14	10
Rebounds	22	27
<i>Offensive</i>	3	6
<i>Defensive</i>	19	21
Blocks	1	0
Steals	1	4
Deflections	3	1
Turnovers	7	6
Charges Taken	0	0
Personal Fouls	9	8

Orange



Baby Blue



Orange Turnovers

Period	Clock	Player	Turnover Type
1st Period	0:00	#20 Andrew Moran	Other
1st Period	0:00	#14 Sean Cummings	Other
1st Period	0:00	#3 Ross Danzig	Other
1st Period	0:00	#13 Brendan Boken	Other
1st Period	0:00	#14 Sean Cummings	Other
1st Period	0:00	#13 Brendan Boken	Other
2nd Period	0:00	#3 Ross Danzig	Other

Orange Fouls

Period	Clock	Player	Foul
1st Period	0:00	#20 Andrew Moran	Other (Def)
2nd Period	0:00	#4 Justin Klingman	Other (Def)
2nd Period	0:00	#15 Patrick Calvey	Other (Def)
2nd Period	0:00	#14 Sean Cummings	Other (Def)
2nd Period	0:00	#4 Justin Klingman	Other (Def)
2nd Period	0:00	#15 Patrick Calvey	Other (Def)
2nd Period	0:00	#14 Sean Cummings	Other (Def)
2nd Period	0:00	#15 Patrick Calvey	Other (Def)
2nd Period	0:00	#15 Patrick Calvey	Other (Def)

Baby Blue Turnovers

Period	Clock	Player	Turnover Type
1st Period	0:00	#0 Jon Conklin	Other
1st Period	0:00	#4 Timmy Smith	Other
2nd Period	0:00	#3 Sean Simon	Other
2nd Period	0:00	#0 Jon Conklin	Other
2nd Period	0:00	#3 Sean Simon	Other
2nd Period	0:00	#4 Timmy Smith	Other

Baby Blue Fouls

Period	Clock	Player	Foul
1st Period	0:00	#1 Danny D	Other (Def)
2nd Period	0:00	#0 Jon Conklin	Other (Def)
2nd Period	0:00	#0 Jon Conklin	Other (Def)
2nd Period	0:00	#15 Matt Simon	Other (Def)
2nd Period	0:00	#0 Jon Conklin	Other (Def)
2nd Period	0:00	#15 Matt Simon	Other (Def)
2nd Period	0:00	#15 Matt Simon	Other (Def)
2nd Period	0:00	#15 Matt Simon	Other (Def)