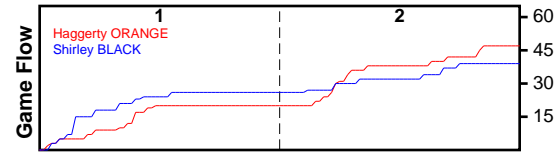


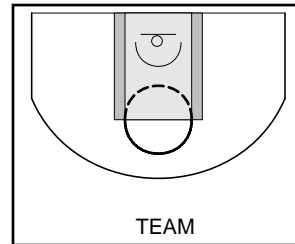
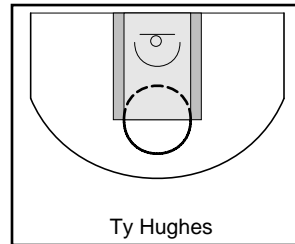
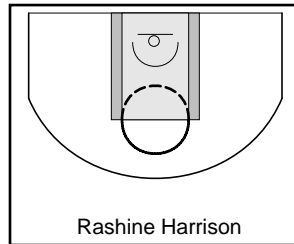
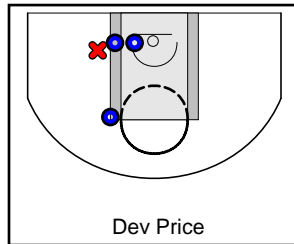
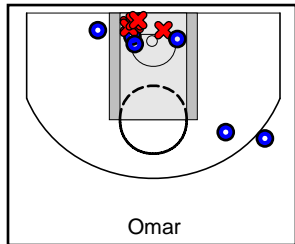
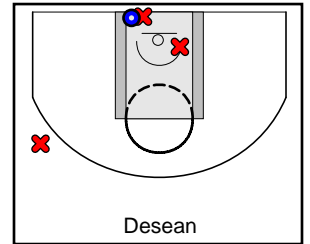
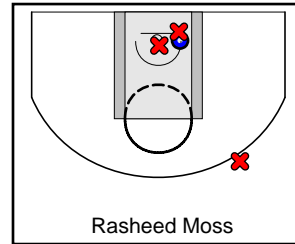
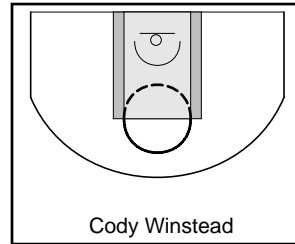
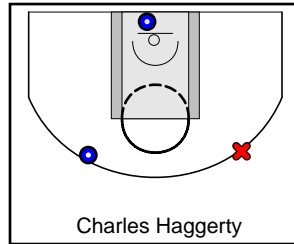
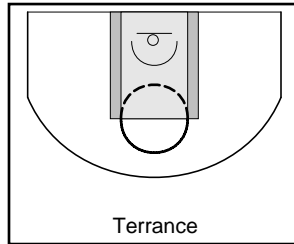
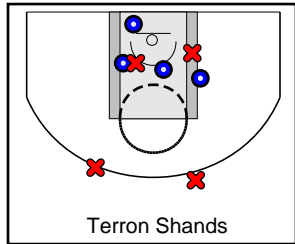
# Haggerty ORANGE

7/26/17 Haggerty ORANGE at Shirley BLACK

	1	2	T
Haggerty	20	27	47
Shirley BLACK	26	13	39



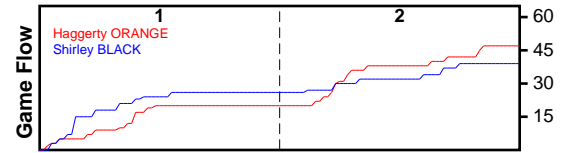
#	Name	G	MIN	FGM	FGA	FG%	2PM	2PA	2P%	3PM	3PA	3P%	FTM	FTA	FT%	OREB	DREB	REB	AST	STL	BLK	DEF	TO	PF	CHG	PM	PTS
3	Terron Shands	1	39	4	8	.500	4	6	.667	0	2	.000	1	2	.500	1	2	3	1	0	0	0	3	4	0	8	9
4	Terrance	0	0	0	0	.000	0	0	.000	0	0	.000	0	0	.000	0	0	0	0	0	0	0	0	0	0	0	0
5	Charles Haggerty	1	39	2	3	.667	1	1	1.000	1	2	.500	0	0	.000	0	0	0	1	1	0	1	4	2	0	8	5
11	Cody Winstead	0	0	0	0	.000	0	0	.000	0	0	.000	0	0	.000	0	0	0	0	0	0	0	0	0	0	0	0
13	Rasheed Moss	1	14	1	4	.250	1	3	.333	0	1	.000	0	1	.000	0	2	2	0	0	0	0	0	0	0	7	2
13	Desean	1	25	1	4	.250	1	3	.333	0	1	.000	0	0	.000	1	1	2	0	0	0	0	0	2	0	1	2
14	Omar	1	39	6	12	.500	5	11	.455	1	1	1.000	10	15	.667	3	13	16	1	1	9	0	0	0	0	8	23
15	Dev Price	1	39	3	4	.750	3	4	.750	0	0	.000	0	0	.000	0	3	3	3	1	1	0	2	1	0	8	6
20	Rashine Harrison	0	0	0	0	.000	0	0	.000	0	0	.000	0	0	.000	0	0	0	0	0	0	0	0	0	0	0	0
55	Ty Hughes	0	0	0	0	.000	0	0	.000	0	0	.000	0	0	.000	0	0	0	0	0	0	0	0	0	0	0	0
	TEAM	1	0	0	0	.000	0	0	.000	0	0	.000	0	0	.000	0	7	7	0	0	0	0	0	0	0	0	0
	<b>TOTALS</b>	<b>1</b>	<b>40</b>	<b>17</b>	<b>35</b>	<b>.486</b>	<b>15</b>	<b>28</b>	<b>.536</b>	<b>2</b>	<b>7</b>	<b>.286</b>	<b>11</b>	<b>18</b>	<b>.611</b>	<b>5</b>	<b>28</b>	<b>33</b>	<b>6</b>	<b>3</b>	<b>10</b>	<b>1</b>	<b>9</b>	<b>9</b>	<b>0</b>	<b>8</b>	<b>47</b>



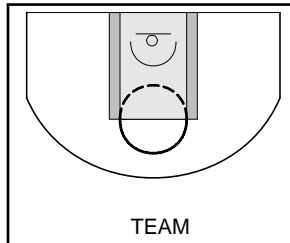

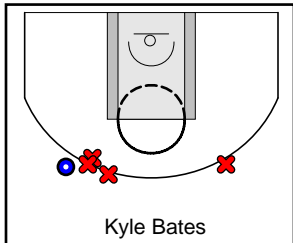
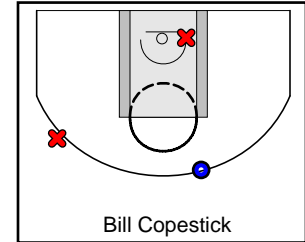
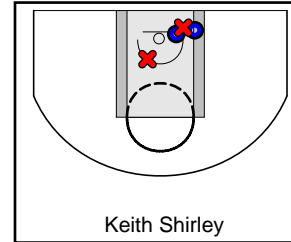
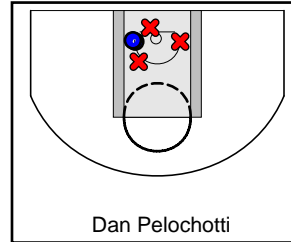
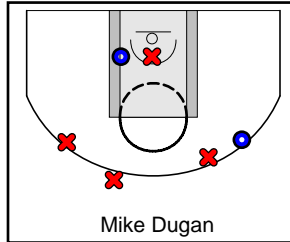
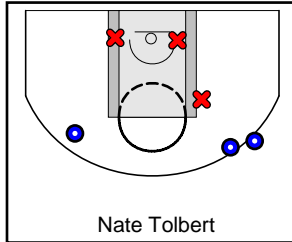

# Shirley BLACK

7/26/17 Haggerty ORANGE at Shirley BLACK

	1	2	T
Haggerty	20	27	47
Shirley BLACK	26	13	39



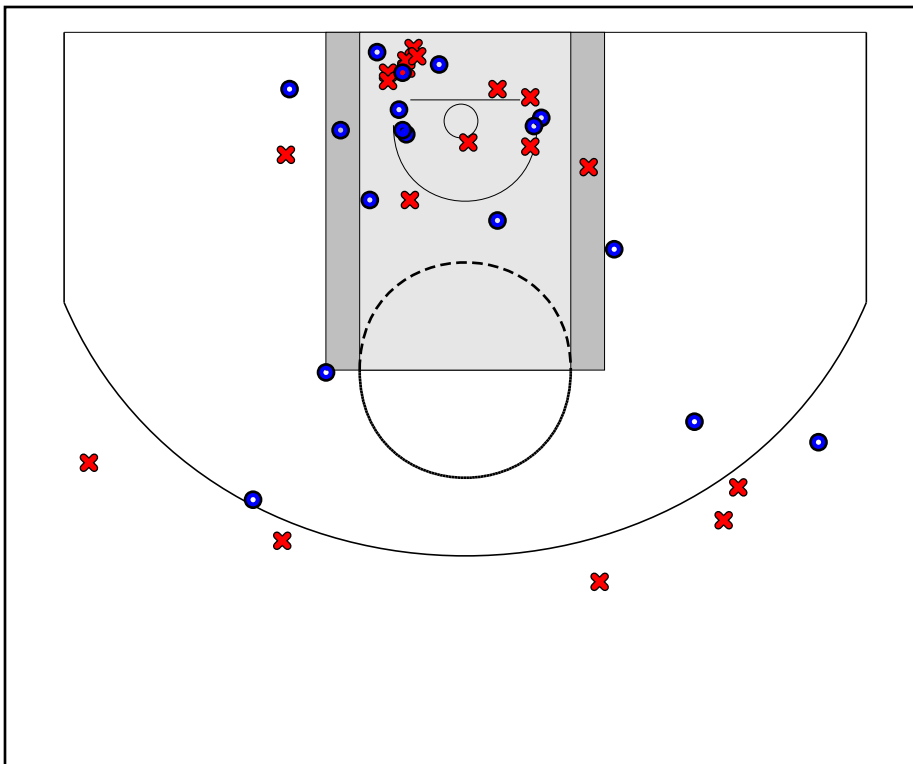
#	Name	G	MIN	FGM	FGA	FG%	2PM	2PA	2P%	3PM	3PA	3P%	FTM	FTA	FT%	OREB	DREB	REB	AST	STL	BLK	DEF	TO	PF	CHG	PM	PTS	
3	Tim Dugan	1	29	1	10	.100	0	4	.000	1	6	.167	2	2	1.000	0	1	1	4	2	0	0	0	3	0	-6	5	
4	Nate Tolbert	1	29	3	6	.500	0	3	.000	3	3	1.000	0	0	.000	0	4	4	0	0	0	1	1	4	0	-2	9	
5	Mike Dugan	1	34	2	6	.333	1	2	.500	1	4	.250	3	4	.750	1	3	4	1	1	0	0	0	2	0	-1	8	
10	Dan Pelochotti	1	26	2	5	.400	2	5	.400	0	0	.000	1	2	.500	0	3	3	0	0	0	0	0	3	0	0	5	
11	Keith Shirley	1	16	2	4	.500	2	4	.500	0	0	.000	0	0	.000	0	2	2	2	1	0	1	0	3	0	-8	4	
12	Bill Copestick	1	19	1	3	.333	0	1	.000	1	2	.500	0	0	.000	0	4	4	0	0	0	0	1	0	0	0	-9	3
14	Kyle Bates	1	14	1	5	.200	0	0	.000	1	5	.200	0	0	.000	0	0	0	0	0	0	0	0	1	0	-10	3	
15	Chris Hamilton	1	29	1	7	.143	1	5	.200	0	2	.000	0	0	.000	1	4	5	0	1	0	0	0	1	0	-4	2	
	TEAM	1	0	0	0	.000	0	0	.000	0	0	.000	0	0	.000	2	1	3	0	0	0	0	0	0	0	0	0	
	<b>TOTALS</b>	<b>1</b>	<b>40</b>	<b>13</b>	<b>46</b>	<b>.283</b>	<b>6</b>	<b>24</b>	<b>.250</b>	<b>7</b>	<b>22</b>	<b>.318</b>	<b>6</b>	<b>8</b>	<b>.750</b>	<b>4</b>	<b>22</b>	<b>26</b>	<b>7</b>	<b>5</b>	<b>0</b>	<b>2</b>	<b>2</b>	<b>17</b>	<b>0</b>	<b>-8</b>	<b>39</b>	



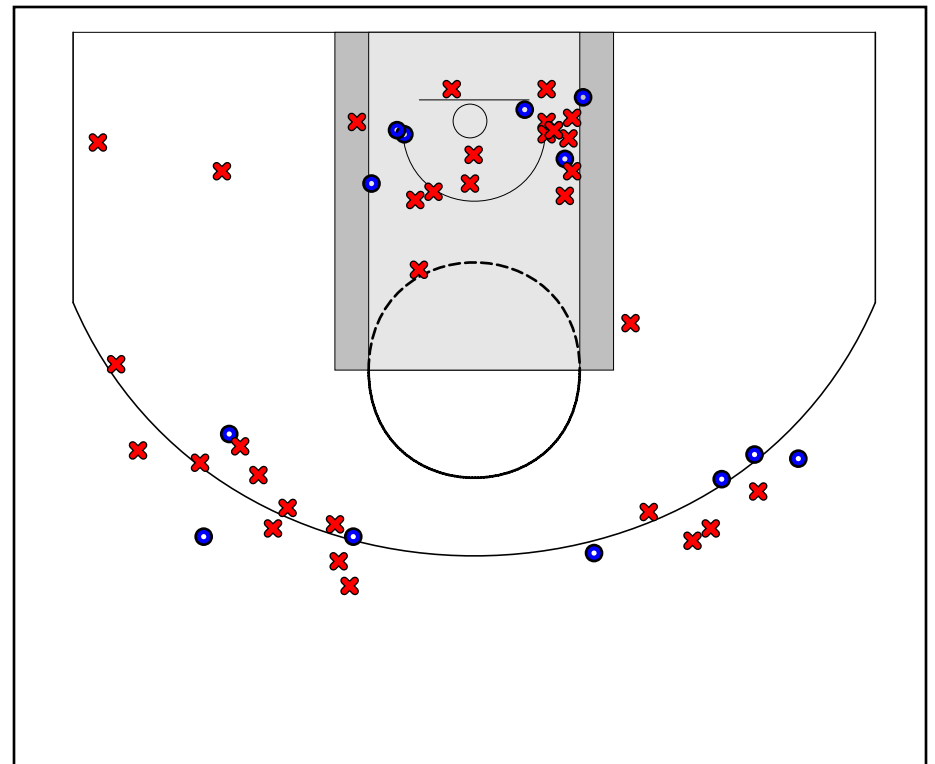
## Game Summary Comparison

Statistic	Haggerty ORANGE	Shirley BLACK
Points	47	39
<i>Field Goals</i>	17 / 35	13 / 46
<i>2 Point</i>	15 / 28	6 / 24
<i>3 Point</i>	2 / 7	7 / 22
<i>Free Throws</i>	11 / 18	6 / 8
Assists	6	7
Rebounds	33	26
<i>Offensive</i>	5	4
<i>Defensive</i>	28	22
Blocks	10	0
Steals	3	5
Deflections	1	2
Turnovers	9	2
Charges Taken	0	0
Personal Fouls	9	17

Haggerty ORANGE



Shirley BLACK



### Haggerty ORANGE Turnovers

Period	Clock	Player	Turnover Type
1st Period	18:21	#15 Dev Price	Other
1st Period	17:21	#5 Charles Haggerty	Other
1st Period	16:50	#3 Terron Shands	Other
1st Period	14:58	#5 Charles Haggerty	Other
1st Period	13:17	#5 Charles Haggerty	Other
2nd Period	15:01	#3 Terron Shands	Other
2nd Period	15:01	#15 Dev Price	Other
2nd Period	13:05	#5 Charles Haggerty	Other
2nd Period	5:02	#3 Terron Shands	Other

### Haggerty ORANGE Fouls

Period	Clock	Player	Foul
1st Period	16:50	#5 Charles Haggerty	Other (Def)
1st Period	16:50	#5 Charles Haggerty	Other (Def)
1st Period	13:30	#15 Dev Price	Other (Def)
1st Period	11:53	#13 Desean	Other (Def)
1st Period	11:11	#13 Desean	Other (Def)
1st Period	9:55	#3 Terron Shands	Other (Def)
2nd Period	17:32	#3 Terron Shands	Other (Def)
2nd Period	15:01	#3 Terron Shands	Other (Def)
2nd Period	4:56	#3 Terron Shands	Other (Tech)

### Shirley BLACK Turnovers

Period	Clock	Player	Turnover Type
1st Period	19:27	#4 Nate Tolbert	Other
2nd Period	15:01	#12 Bill Copestick	Other

### Shirley BLACK Fouls

Period	Clock	Player	Foul
1st Period	18:58	#11 Keith Shirley	Other (Def)
1st Period	16:52	#11 Keith Shirley	Other (Def)
1st Period	16:27	#3 Tim Dugan	Other (Def)
1st Period	16:02	#4 Nate Tolbert	Other (Def)
1st Period	15:20	#4 Nate Tolbert	Other (Def)
1st Period	13:08	#3 Tim Dugan	Other (Def)
1st Period	11:53	#4 Nate Tolbert	Other (Def)
1st Period	11:45	#10 Dan Pelochotti	Other (Def)
1st Period	10:08	#5 Mike Dugan	Other (Def)
2nd Period	17:19	#3 Tim Dugan	Other (Def)
2nd Period	15:01	#10 Dan Pelochotti	Other (Def)
2nd Period	15:01	#15 Chris Hamilton	Other (Def)
2nd Period	7:27	#4 Nate Tolbert	Other (Def)
2nd Period	7:18	#14 Kyle Bates	Other (Def)
2nd Period	3:16	#10 Dan Pelochotti	Other (Def)
2nd Period	3:11	#11 Keith Shirley	Other (Def)
2nd Period	2:07	#5 Mike Dugan	Other (Def)