

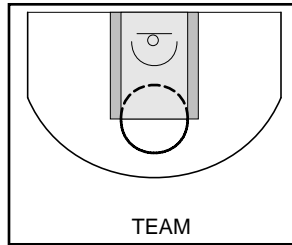
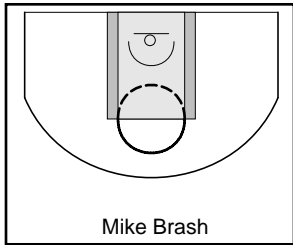
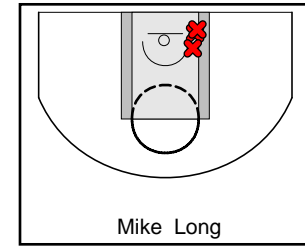
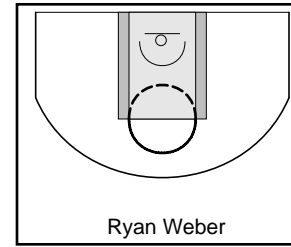
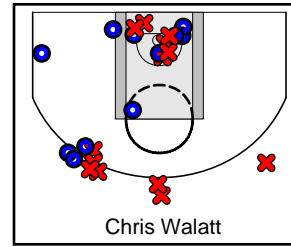
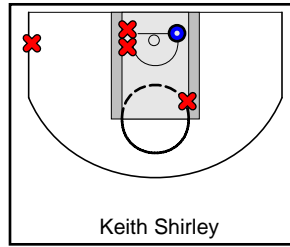
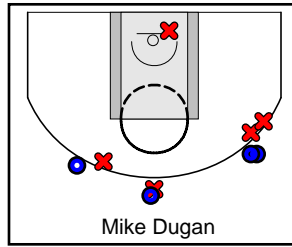
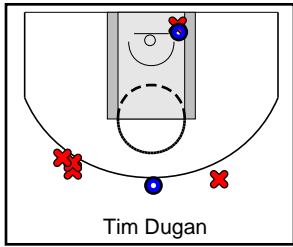
Black (B League)

7/25/18 Black (B League) at Maroon (B)

	1	2	T
Black (B League)	22	26	48
Maroon (B)	32	20	52



#	Name	G	MIN	FGM	FGA	FG%	2PM	2PA	2P%	3PM	3PA	3P%	FTM	FTA	FT%	OREB	DREB	REB	AST	STL	BLK	DEF	TO	PF	CHG	PM	PTS
3	Tim Dugan	1	0	2	7	.286	1	2	.500	1	5	.200	0	0	.000	1	3	4	6	3	0	0	1	2	0	-5	5
5	Mike Dugan	1	0	4	9	.444	0	1	.000	4	8	.500	1	2	.500	0	2	2	2	2	0	2	2	5	0	-5	13
11	Keith Shirley	1	0	1	5	.200	1	4	.250	0	1	.000	1	2	.500	1	3	4	2	2	0	3	2	1	0	-5	3
12	Chris Walatt	1	0	11	24	.458	7	13	.538	4	11	.364	1	1	1.000	3	6	9	1	1	1	0	1	4	0	-5	27
14	Ryan Weber	0	0	0	0	.000	0	0	.000	0	0	.000	0	0	.000	0	0	0	0	0	0	0	0	0	0	0	0
15	Mike Long	1	0	0	3	.000	0	3	.000	0	0	.000	0	4	.000	4	0	4	2	0	0	1	1	5	0	-5	0
20	Mike Brash	0	0	0	0	.000	0	0	.000	0	0	.000	0	0	.000	0	0	0	0	0	0	0	0	0	0	0	0
	TEAM	1	0	0	0	.000	0	0	.000	0	0	.000	0	0	.000	0	1	1	0	0	0	0	0	0	0	0	0
	TOTALS	1	0	18	48	.375	9	23	.391	9	25	.360	3	9	.333	9	15	24	13	8	1	6	7	17	0	-4	48



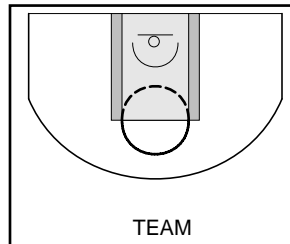
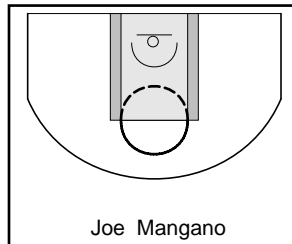
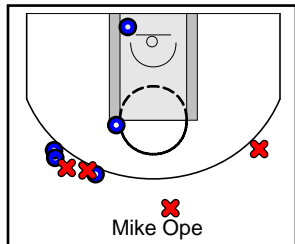
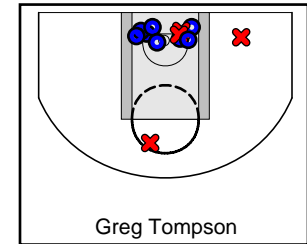
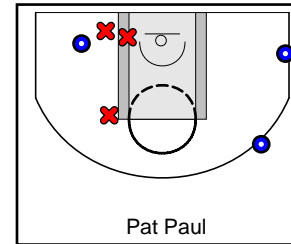

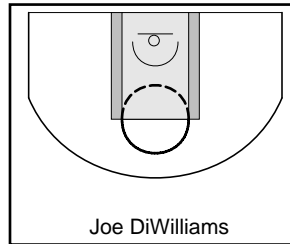
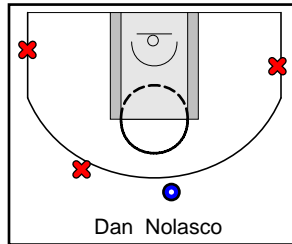
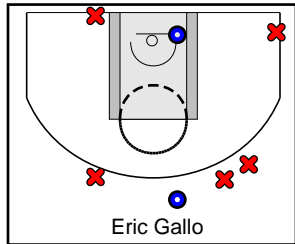
Maroon (B)

7/25/18 Black (B League) at Maroon (B)

	1	2	T
Black (B League)	22	26	48
Maroon (B)	32	20	52



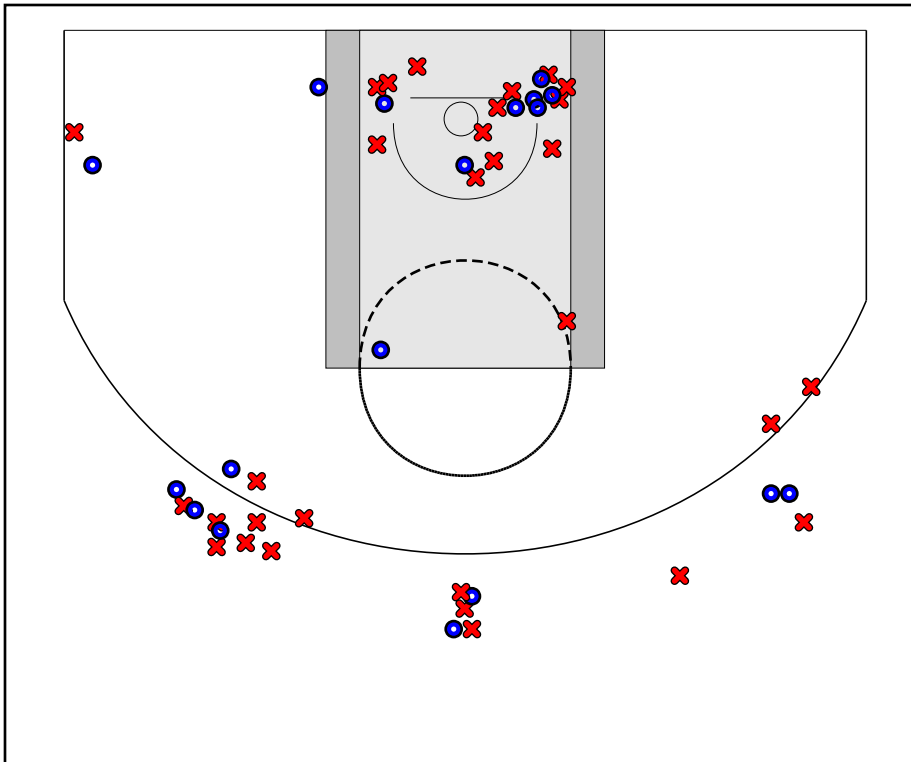
#	Name	G	MIN	FGM	FGA	FG%	2PM	2PA	2P%	3PM	3PA	3P%	FTM	FTA	FT%	OREB	DREB	REB	AST	STL	BLK	DEF	TO	PF	CHG	PM	PTS
3	Eric Gallo	1	0	2	7	.286	1	2	.500	1	5	.200	0	0	.000	0	1	1	3	1	0	3	0	1	0	5	5
4	Dan Nolasco	1	0	1	4	.250	0	0	.000	1	4	.250	0	0	.000	0	2	2	5	0	0	0	5	0	0	3	3
5	Joe DiWilliams	0	0	0	0	.000	0	0	.000	0	0	.000	0	0	.000	0	0	0	0	0	0	0	0	0	0	0	0
10	Phil DiWilliams	1	0	0	2	.000	0	2	.000	0	0	.000	0	2	.000	1	1	2	1	0	0	1	0	0	0	6	0
11	Pat Paul	1	0	3	6	.500	1	4	.250	2	2	1.000	6	6	1.000	0	7	7	3	1	0	0	2	2	0	-1	14
12	Greg Tompson	1	0	8	12	.667	8	12	.667	0	0	.000	1	5	.200	6	7	13	1	0	0	2	3	2	0	10	17
13	Mike Ope	1	0	5	9	.556	2	2	1.000	3	7	.429	0	2	.000	0	5	5	1	1	0	0	2	2	0	5	13
14	Joe Mangano	1	0	0	0	.000	0	0	.000	0	0	.000	0	0	.000	0	1	1	0	0	0	0	0	1	0	-3	0
	TEAM	1	0	0	0	.000	0	0	.000	0	0	.000	0	0	.000	0	1	1	0	0	0	0	0	0	0	0	0
	TOTALS	1	0	19	40	.475	12	22	.545	7	18	.389	7	15	.467	7	25	32	14	3	0	6	12	8	0	4	52



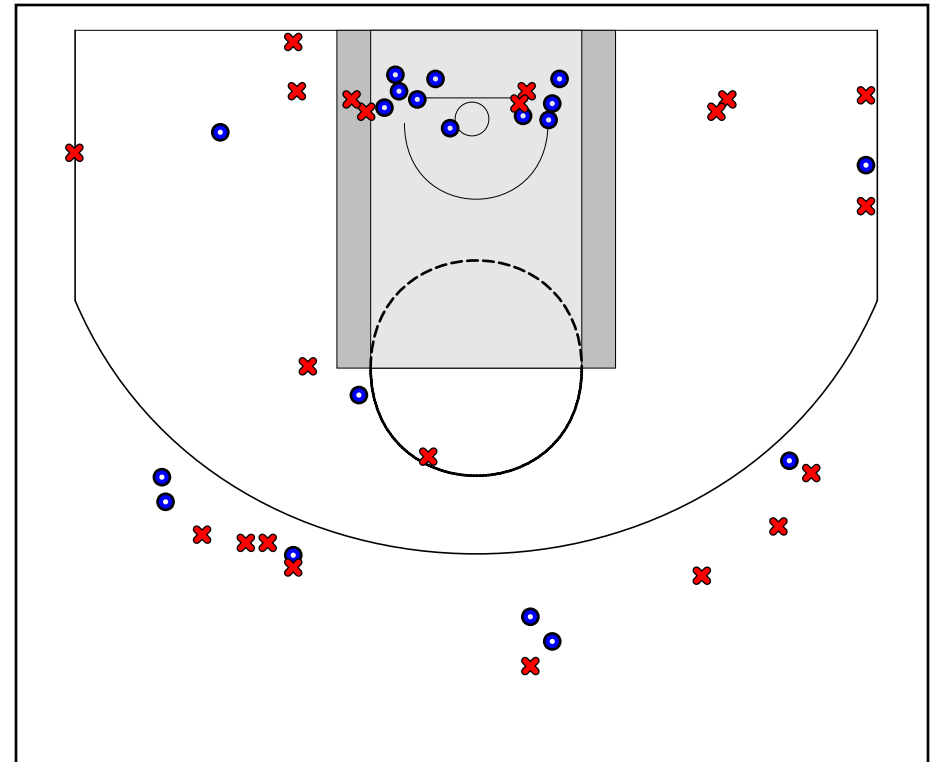
Game Summary Comparison

Statistic	Black (B League)	Maroon (B)
Points	48	52
<i>Field Goals</i>	18 / 48	19 / 40
<i>2 Point</i>	9 / 23	12 / 22
<i>3 Point</i>	9 / 25	7 / 18
<i>Free Throws</i>	3 / 9	7 / 15
Assists	13	14
Rebounds	24	32
<i>Offensive</i>	9	7
<i>Defensive</i>	15	25
Blocks	1	0
Steals	8	3
Deflections	6	6
Turnovers	7	12
Charges Taken	0	0
Personal Fouls	17	8

Black (B League)



Maroon (B)



Black (B League) Turnovers

Period	Clock	Player	Turnover Type
1st Period	0:00	#15 Mike Long	Other
1st Period	0:00	#5 Mike Dugan	Other
1st Period	0:00	#11 Keith Shirley	Other
1st Period	0:00	#5 Mike Dugan	Other
2nd Period	0:00	#11 Keith Shirley	Other
2nd Period	0:00	#3 Tim Dugan	Other
2nd Period	0:00	#12 Chris Walatt	Other

Black (B League) Fouls

Period	Clock	Player	Foul
1st Period	0:00	#15 Mike Long	Other (Def)
1st Period	0:00	#5 Mike Dugan	Other (Def)
1st Period	0:00	#15 Mike Long	Other (Def)
1st Period	0:00	#3 Tim Dugan	Other (Def)
1st Period	0:00	#12 Chris Walatt	Other (Def)
1st Period	0:00	#15 Mike Long	Other (Def)
1st Period	0:00	#15 Mike Long	Adjustment (Removed)
1st Period	0:00	#12 Chris Walatt	Other (Def)
1st Period	0:00	#11 Keith Shirley	Other (Def)
1st Period	0:00	#12 Chris Walatt	Other (Def)
2nd Period	0:00	#15 Mike Long	Other (Def)
2nd Period	0:00	#5 Mike Dugan	Other (Def)
2nd Period	0:00	#12 Chris Walatt	Other (Def)
2nd Period	0:00	#15 Mike Long	Other (Def)
2nd Period	0:00	#5 Mike Dugan	Other (Def)
2nd Period	0:00	#5 Mike Dugan	Other (Def)
2nd Period	0:00	#5 Mike Dugan	Other (Def)
2nd Period	0:00	#3 Tim Dugan	Other (Def)
2nd Period	0:00	#15 Mike Long	Other (Def)

Maroon (B) Turnovers

Period	Clock	Player	Turnover Type
1st Period	0:00	#13 Mike Ope	Other
1st Period	0:00	#4 Dan Nolasco	Other
1st Period	0:00	#4 Dan Nolasco	Other
1st Period	0:00	#11 Pat Paul	Other
2nd Period	0:00	#12 Greg Tompson	Other
2nd Period	0:00	#13 Mike Ope	Other
2nd Period	0:00	#4 Dan Nolasco	Other
2nd Period	0:00	#12 Greg Tompson	Other
2nd Period	0:00	#4 Dan Nolasco	Other
2nd Period	0:00	#12 Greg Tompson	Other
2nd Period	0:00	#11 Pat Paul	Other
2nd Period	0:00	#4 Dan Nolasco	Other

Maroon (B) Fouls

Period	Clock	Player	Foul
1st Period	0:00	#12 Greg Tompson	Other (Def)
1st Period	0:00	#14 Joe Mangano	Other (Def)
1st Period	0:00	#13 Mike Ope	Other (Def)
2nd Period	0:00	#3 Eric Gallo	Other (Def)
2nd Period	0:00	#13 Mike Ope	Other (Def)
2nd Period	0:00	#12 Greg Tompson	Other (Def)
2nd Period	0:00	#11 Pat Paul	Other (Def)
2nd Period	0:00	#11 Pat Paul	Other (Def)