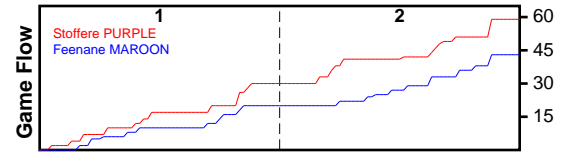


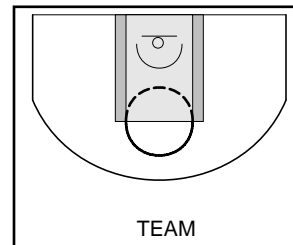

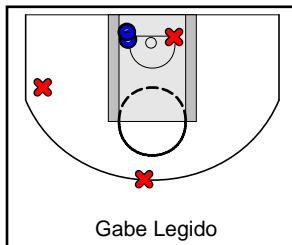
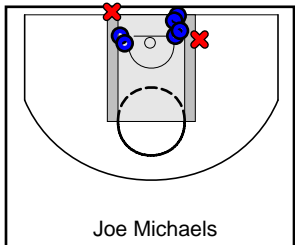
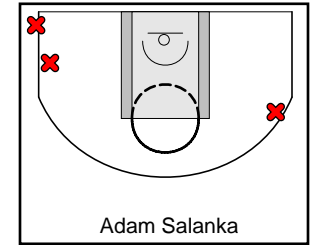
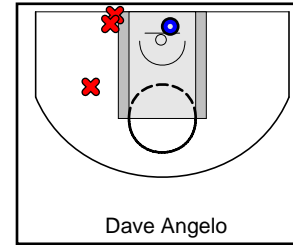
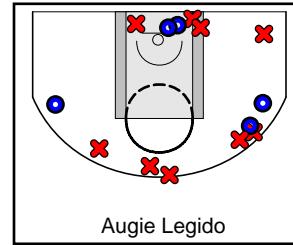
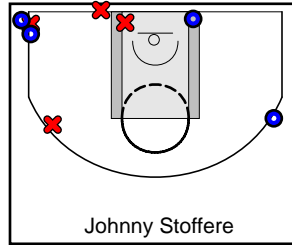
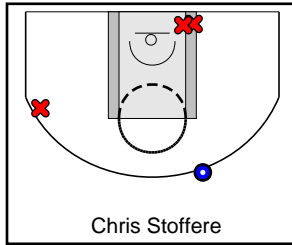
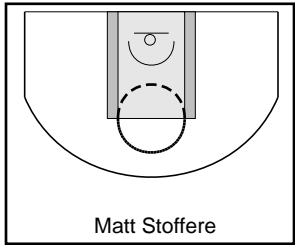
# Stoffere PURPLE

7/24/17 Stoffere PURPLE at Feenane MAROON

	1	2	T
Stoffere PURPLE	30	29	59
Feenane	20	23	43



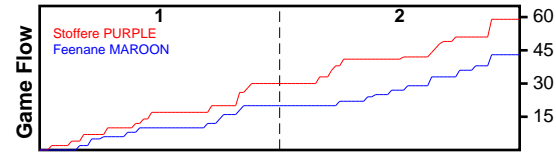
#	Name	G	MIN	FGM	FGA	FG%	2PM	2PA	2P%	3PM	3PA	3P%	FTM	FTA	FT%	OREB	DREB	REB	AST	STL	BLK	DEF	TO	PF	CHG	PM	PTS
0	Matt Stoffere	0	0	0	0	.000	0	0	.000	0	0	.000	0	0	.000	0	0	0	0	0	0	0	0	0	0	0	0
3	Chris Stoffere	1	30	1	4	.250	0	2	.000	1	2	.500	0	0	.000	0	2	2	4	0	0	0	0	1	0	14	3
4	Johnny Stoffere	1	33	4	8	.500	1	3	.333	3	5	.600	0	0	.000	1	1	2	3	0	0	11	1	3	0	10	11
5	Augie Legido	1	34	5	14	.357	2	6	.333	3	8	.375	1	1	1.000	2	6	8	3	2	2	0	0	0	0	19	14
10	Dave Angelo	1	22	1	4	.250	1	4	.250	0	0	.000	1	2	.500	2	0	2	0	1	0	0	0	1	0	6	3
11	Adam Salanka	1	15	0	3	.000	0	0	.000	0	3	.000	0	0	.000	0	0	0	0	0	0	0	0	1	0	1	0
12	Joe Michaels	1	24	6	8	.750	6	8	.750	0	0	.000	0	4	.000	3	1	4	0	0	1	0	0	2	0	11	12
13	Gabe Legido	1	12	2	5	.400	2	3	.667	0	2	.000	0	0	.000	0	1	1	1	1	0	0	0	1	0	2	4
21	James Morene	1	34	5	14	.357	5	12	.417	0	2	.000	2	2	1.000	2	10	12	2	0	0	0	1	2	0	17	12
	TEAM	1	0	0	0	.000	0	0	.000	0	0	.000	0	0	.000	2	3	5	0	0	0	0	1	0	0	0	0
	<b>TOTALS</b>	<b>1</b>	<b>40</b>	<b>24</b>	<b>60</b>	<b>.400</b>	<b>17</b>	<b>38</b>	<b>.447</b>	<b>7</b>	<b>22</b>	<b>.318</b>	<b>4</b>	<b>9</b>	<b>.444</b>	<b>12</b>	<b>24</b>	<b>36</b>	<b>13</b>	<b>4</b>	<b>3</b>	<b>11</b>	<b>3</b>	<b>11</b>	<b>0</b>	<b>16</b>	<b>59</b>



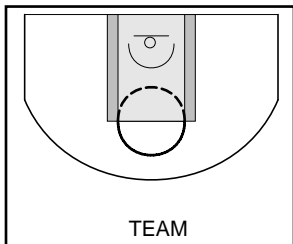
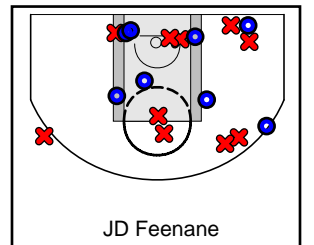
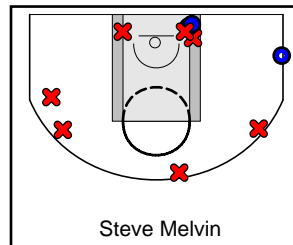
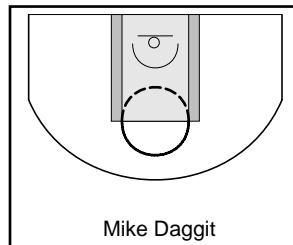
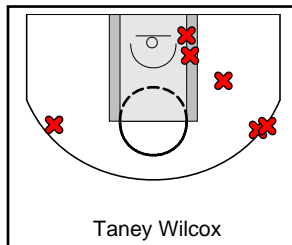
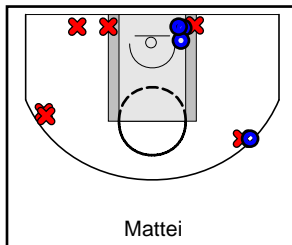
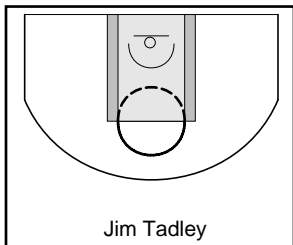
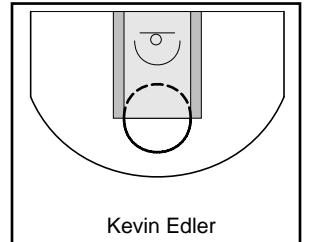
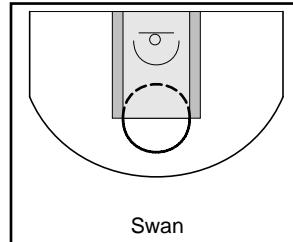
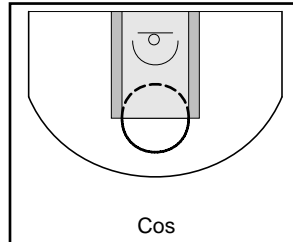
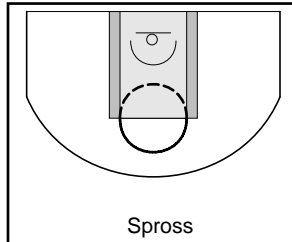
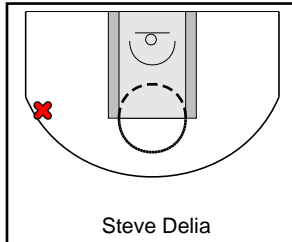
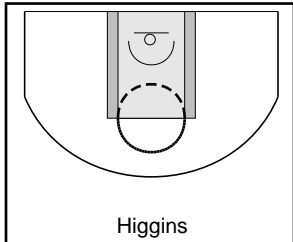
# Feenane MAROON

7/24/17 Stoffere PURPLE at Feenane MAROON

	1	2	T
Stoffere PURPLE	30	29	59
Feenane	20	23	43



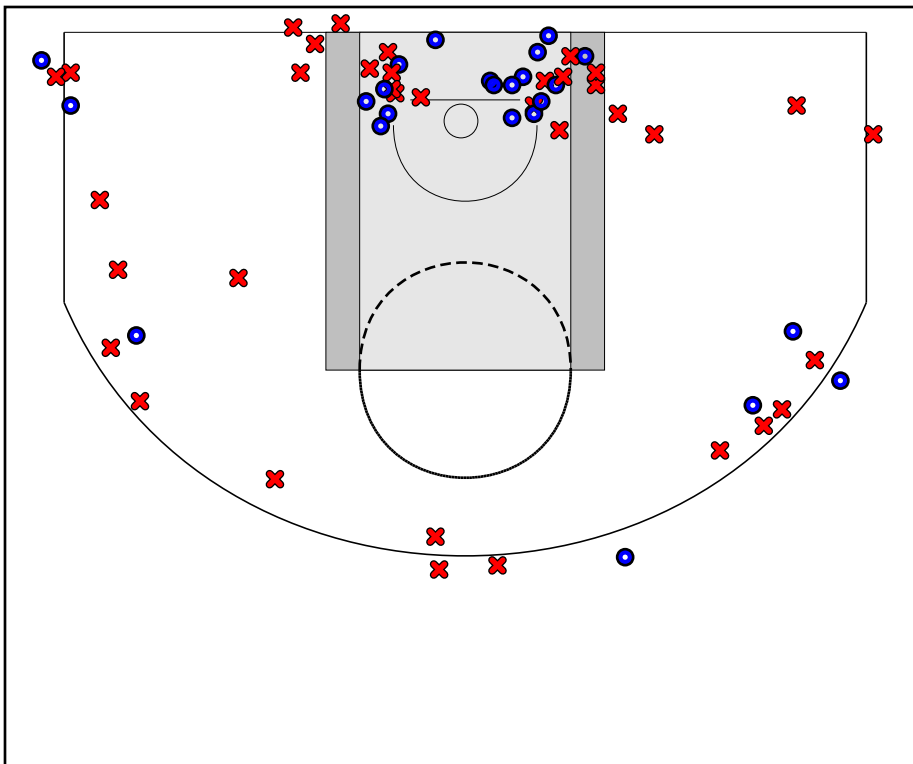
#	Name	G	MIN	FGM	FGA	FG%	2PM	2PA	2P%	3PM	3PA	3P%	FTM	FTA	FT%	OREB	DREB	REB	AST	STL	BLK	DEF	TO	PF	CHG	PM	PTS
0	Higgins	0	0	0	0	.000	0	0	.000	0	0	.000	0	0	.000	0	0	0	0	0	0	0	0	0	0	0	0
0	Steve Delia	1	40	0	1	.000	0	0	.000	0	1	.000	0	0	.000	2	3	5	2	1	0	0	2	1	0	-16	0
00	Spross	0	0	0	0	.000	0	0	.000	0	0	.000	0	0	.000	0	0	0	0	0	0	0	0	0	0	0	0
0	Cos	0	0	0	0	.000	0	0	.000	0	0	.000	0	0	.000	0	0	0	0	0	0	0	0	0	0	0	0
0	Swan	0	0	0	0	.000	0	0	.000	0	0	.000	0	0	.000	0	0	0	0	0	0	0	0	0	0	0	0
0	Kevin Edler	0	0	0	0	.000	0	0	.000	0	0	.000	0	0	.000	0	0	0	0	0	0	0	0	0	0	0	0
0	Jim Tadley	0	0	0	0	.000	0	0	.000	0	0	.000	0	0	.000	0	0	0	0	0	0	0	0	0	0	0	0
1	Mattei	1	40	4	10	.400	3	6	.500	1	4	.250	0	0	.000	2	9	11	2	0	3	0	0	2	0	-16	9
5	Taney Wilcox	1	40	0	6	.000	0	3	.000	0	3	.000	0	0	.000	0	2	2	0	0	0	0	1	1	0	-16	0
10	Mike Daggit	0	0	0	0	.000	0	0	.000	0	0	.000	0	0	.000	0	0	0	0	0	0	0	0	0	0	0	0
11	Steve Melvin	1	40	3	10	.300	2	5	.400	1	5	.200	7	9	.778	1	2	3	2	0	0	0	2	3	0	-16	14
12	JD Feenane	1	40	8	18	.444	7	14	.500	1	4	.250	3	4	.750	0	6	6	1	1	0	0	1	1	0	-16	20
	TEAM	1	0	0	0	.000	0	0	.000	0	0	.000	0	0	.000	0	3	3	0	0	0	0	0	0	0	0	0
	<b>TOTALS</b>	<b>1</b>	<b>40</b>	<b>15</b>	<b>45</b>	<b>.333</b>	<b>12</b>	<b>28</b>	<b>.429</b>	<b>3</b>	<b>17</b>	<b>.176</b>	<b>10</b>	<b>13</b>	<b>.769</b>	<b>5</b>	<b>25</b>	<b>30</b>	<b>7</b>	<b>2</b>	<b>3</b>	<b>0</b>	<b>6</b>	<b>8</b>	<b>0</b>	<b>-16</b>	<b>43</b>



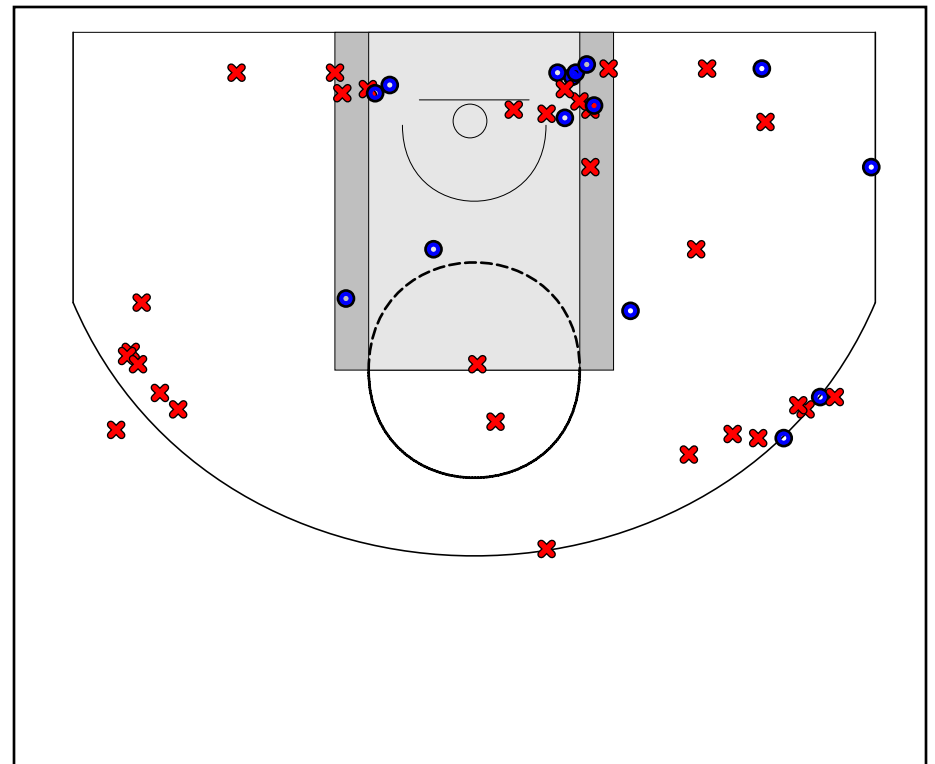
## Game Summary Comparison

Statistic	Stoffere PURPLE	Feenane MAROON
Points	59	43
<i>Field Goals</i>	24 / 60	15 / 45
<i>2 Point</i>	17 / 38	12 / 28
<i>3 Point</i>	7 / 22	3 / 17
<i>Free Throws</i>	4 / 9	10 / 13
Assists	13	7
Rebounds	36	30
<i>Offensive</i>	12	5
<i>Defensive</i>	24	25
Blocks	3	3
Steals	4	2
Deflections	11	0
Turnovers	3	6
Charges Taken	0	0
Personal Fouls	11	8

Stoffere PURPLE



Feenane MAROON



### Stoffere PURPLE Turnovers

Period	Clock	Player	Turnover Type
2nd Period	9:06	#4 Johnny Stoffere	Other
2nd Period	7:04	#21 James Morene	Other
2nd Period	4:21	Team	Other

### Stoffere PURPLE Fouls

Period	Clock	Player	Foul
1st Period	18:20	#12 Joe Michaels	Other (Def)
1st Period	14:37	#12 Joe Michaels	Other (Def)
1st Period	5:59	#3 Chris Stoffere	Other (Def)
1st Period	5:24	#4 Johnny Stoffere	Other (Def)
1st Period	5:16	#3 Chris Stoffere	Adjustment (Removed)
1st Period	3:12	#21 James Morene	Other (Def)
1st Period	2:55	#4 Johnny Stoffere	Other (Def)
1st Period	1:49	#3 Chris Stoffere	Other (Def)
2nd Period	12:02	#4 Johnny Stoffere	Other (Def)
2nd Period	10:49	#21 James Morene	Other (Def)
2nd Period	7:54	#10 Dave Angelo	Other (Def)
2nd Period	7:04	#11 Adam Salanka	Other (Def)
2nd Period	7:04	#13 Gabe Legido	Other (Def)

### Feenane MAROON Turnovers

Period	Clock	Player	Turnover Type
1st Period	18:05	#11 Steve Melvin	Other
1st Period	3:17	#0 Steve Delia	Other
2nd Period	15:42	#11 Steve Melvin	Other
2nd Period	15:01	#12 JD Feenane	Other
2nd Period	10:19	#0 Steve Delia	Other
2nd Period	8:57	#5 Taney Wilcox	Other

### Feenane MAROON Fouls

Period	Clock	Player	Foul
1st Period	3:55	#11 Steve Melvin	Other (Def)
1st Period	3:17	#1 Mattei	Other (Def)
1st Period	2:24	#0 Steve Delia	Other (Def)
2nd Period	11:22	#12 JD Feenane	Other (Def)
2nd Period	10:34	#11 Steve Melvin	Other (Def)
2nd Period	9:42	#11 Steve Melvin	Other (Def)
2nd Period	6:19	#5 Taney Wilcox	Other (Def)
2nd Period	5:19	#1 Mattei	Other (Def)