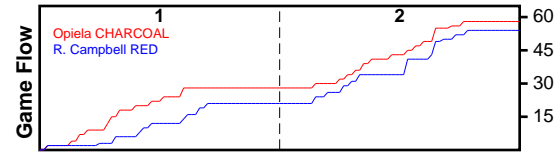


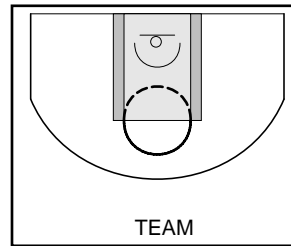
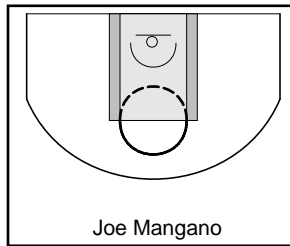

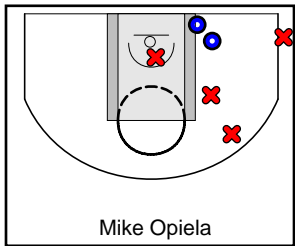
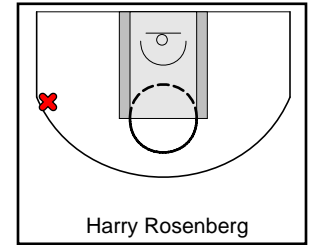
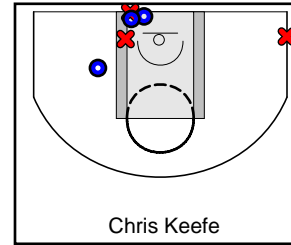
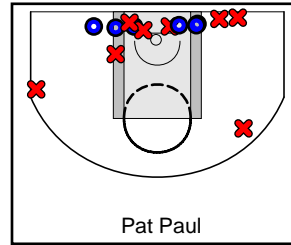
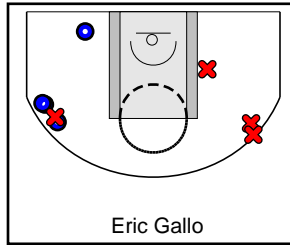
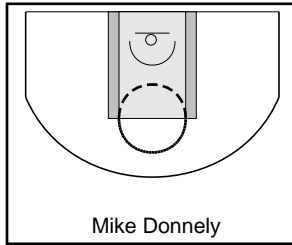
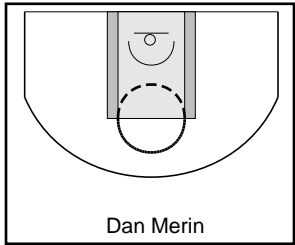
# Opiela CHARCOAL

7/24/17 Opiela CHARCOAL at R. Campbell RED

	1	2	T
Opiela	28	30	58
R. Campbell RED	21	33	54



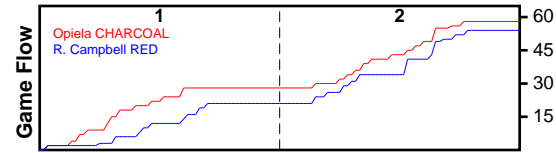
#	Name	G	MIN	FGM	FGA	FG%	2PM	2PA	2P%	3PM	3PA	3P%	FTM	FTA	FT%	OREB	DREB	REB	AST	STL	BLK	DEF	TO	PF	CHG	PM	PTS
00	Dan Merin	0	0	0	0	.000	0	0	.000	0	0	.000	0	0	.000	0	0	0	0	0	0	0	0	0	0	0	0
3	Mike Donnelly	0	0	0	0	.000	0	0	.000	0	0	.000	0	0	.000	0	0	0	0	0	0	0	0	0	0	0	0
4	Eric Gallo	1	29	4	8	.500	1	2	.500	3	6	.500	0	0	.000	0	2	2	0	1	0	1	0	0	0	11	11
5	Pat Paul	1	38	6	14	.429	6	12	.500	0	2	.000	2	2	1.000	1	2	3	2	0	0	0	2	1	0	0	14
10	Chris Keefe	1	31	3	6	.500	3	5	.600	0	1	.000	0	0	.000	2	1	3	0	0	0	0	0	3	0	-6	6
11	Harry Rosenberg	1	2	0	1	.000	0	0	.000	0	1	.000	0	0	.000	0	1	1	1	0	0	0	0	0	0	4	0
12	Mike Opiela	1	40	2	6	.333	2	4	.500	0	2	.000	3	4	.750	2	2	4	2	2	0	0	0	1	0	4	7
13	Matt Simon	1	40	8	16	.500	6	9	.667	2	7	.286	2	3	.667	1	11	12	7	1	0	0	2	2	0	2	20
14	Joe Mangano	1	23	0	0	.000	0	0	.000	0	0	.000	0	0	.000	1	0	1	1	0	0	0	2	2	0	5	0
	TEAM	0	0	0	0	.000	0	0	.000	0	0	.000	0	0	.000	0	0	0	0	0	0	0	0	0	0	0	
	<b>TOTALS</b>	<b>1</b>	<b>40</b>	<b>23</b>	<b>51</b>	<b>.451</b>	<b>18</b>	<b>32</b>	<b>.562</b>	<b>5</b>	<b>19</b>	<b>.263</b>	<b>7</b>	<b>9</b>	<b>.778</b>	<b>7</b>	<b>19</b>	<b>26</b>	<b>13</b>	<b>4</b>	<b>0</b>	<b>1</b>	<b>6</b>	<b>9</b>	<b>0</b>	<b>4</b>	<b>58</b>



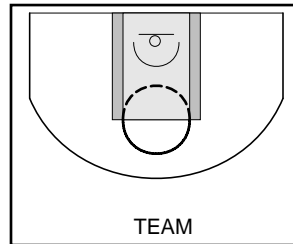
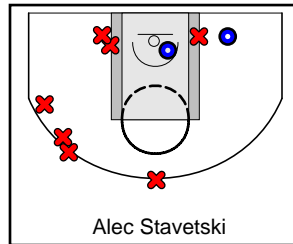
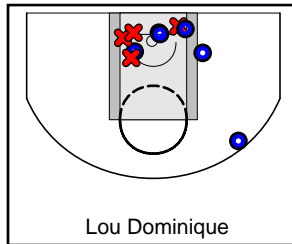
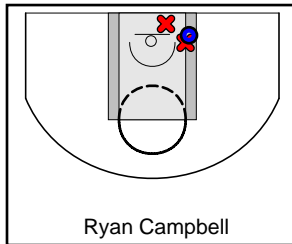
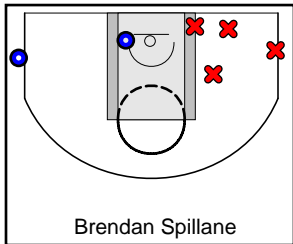
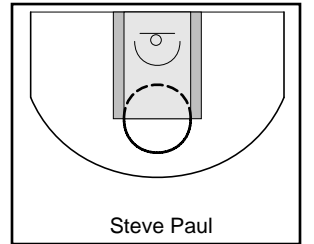
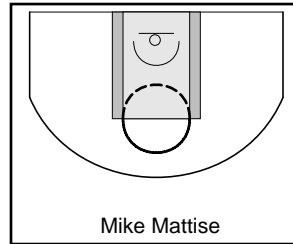
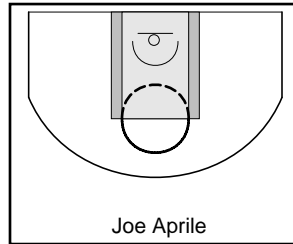
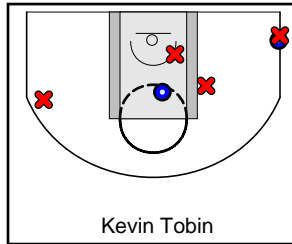
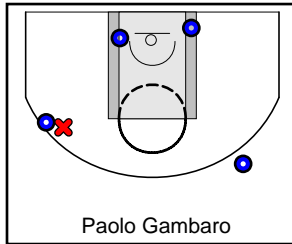
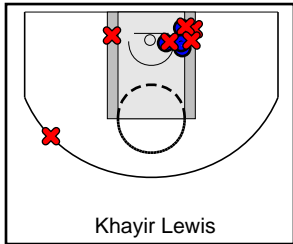
# R. Campbell RED

7/24/17 Opiela CHARCOAL at R. Campbell RED

	1	2	T
Opiela	28	30	58
R. Campbell RED	21	33	54



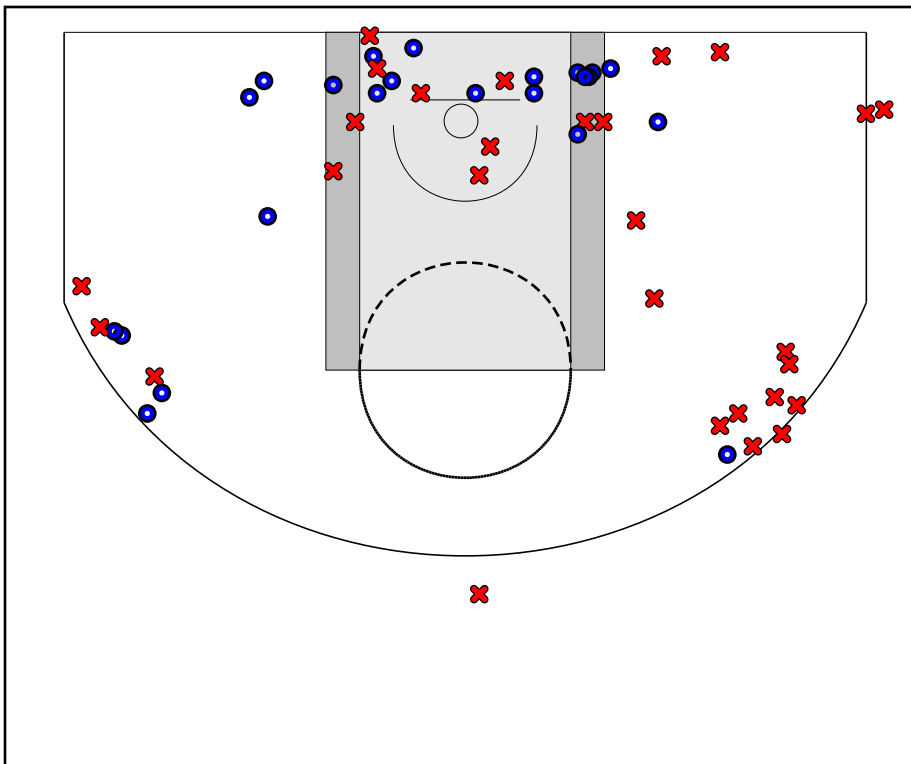
#	Name	G	MIN	FGM	FGA	FG%	2PM	2PA	2P%	3PM	3PA	3P%	FTM	FTA	FT%	OREB	DREB	REB	AST	STL	BLK	DEF	TO	PF	CHG	PM	PTS
0	Khayir Lewis	1	35	4	10	.400	4	9	.444	0	1	.000	2	6	.333	3	3	6	2	1	0	0	1	1	0	3	10
3	Paolo Gambaro	1	37	4	5	.800	2	2	1.000	2	3	.667	0	0	.000	1	3	4	0	0	0	0	1	0	0	-5	10
4	Kevin Tobin	1	12	2	6	.333	1	3	.333	1	3	.333	0	0	.000	0	1	1	1	1	0	0	0	0	0	-7	5
5	Joe Aprile	0	0	0	0	.000	0	0	.000	0	0	.000	0	0	.000	0	0	0	0	0	0	0	0	0	0	0	0
10	Mike Mattise	0	0	0	0	.000	0	0	.000	0	0	.000	0	0	.000	0	0	0	0	0	0	0	0	0	0	0	0
11	Steve Paul	0	0	0	0	.000	0	0	.000	0	0	.000	0	0	.000	0	0	0	0	0	0	0	0	0	0	0	0
12	Brendan Spillane	1	26	2	6	.333	1	4	.250	1	2	.500	0	0	.000	1	1	2	0	0	0	0	0	0	0	2	5
13	Ryan Campbell	1	22	1	3	.333	1	3	.333	0	0	.000	0	0	.000	0	0	0	1	1	0	1	0	5	0	-15	2
14	Lou Dominique	1	31	6	10	.600	5	9	.556	1	1	1.000	0	0	.000	1	9	10	3	0	0	0	3	2	0	6	13
15	Alec Stavetski	1	40	2	9	.222	2	5	.400	0	4	.000	5	9	.556	1	4	5	2	0	0	0	2	3	0	-4	9
	TEAM	1	0	0	0	.000	0	0	.000	0	0	.000	0	0	.000	2	5	7	0	0	0	0	0	0	0	0	0
	<b>TOTALS</b>	<b>1</b>	<b>40</b>	<b>21</b>	<b>49</b>	<b>.429</b>	<b>16</b>	<b>35</b>	<b>.457</b>	<b>5</b>	<b>14</b>	<b>.357</b>	<b>7</b>	<b>15</b>	<b>.467</b>	<b>9</b>	<b>26</b>	<b>35</b>	<b>9</b>	<b>3</b>	<b>0</b>	<b>1</b>	<b>7</b>	<b>11</b>	<b>0</b>	<b>-4</b>	<b>54</b>



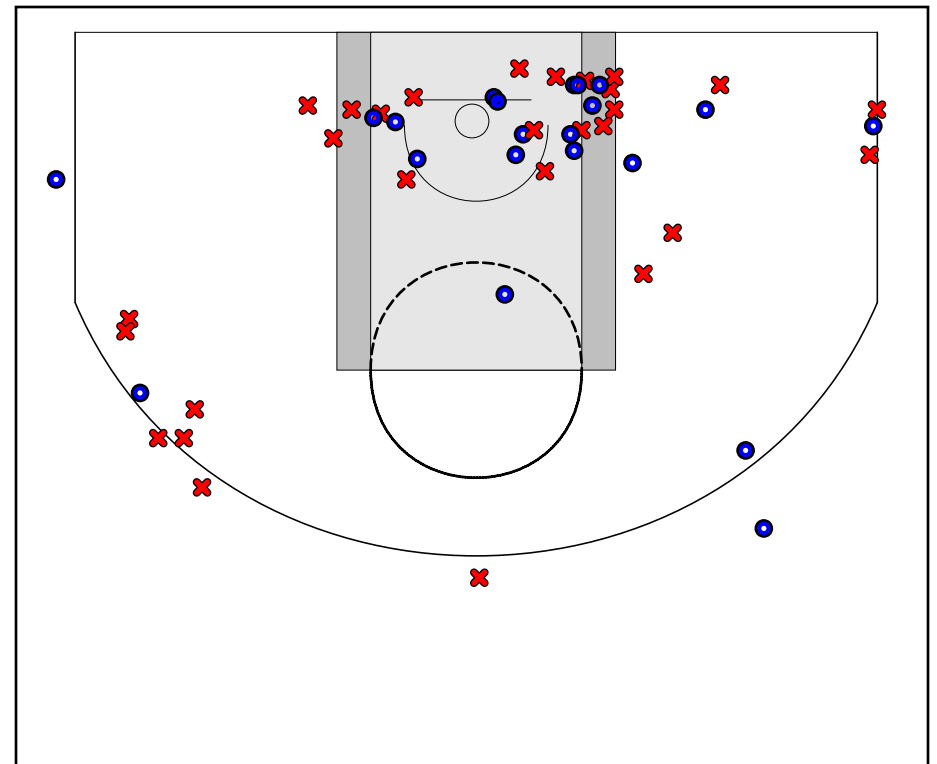
## Game Summary Comparison

Statistic	Opiela CHARCOAL	R. Campbell RED
Points	58	54
<i>Field Goals</i>	23 / 51	21 / 49
<i>2 Point</i>	18 / 32	16 / 35
<i>3 Point</i>	5 / 19	5 / 14
<i>Free Throws</i>	7 / 9	7 / 15
Assists	13	9
Rebounds	26	35
<i>Offensive</i>	7	9
<i>Defensive</i>	19	26
Blocks	0	0
Steals	4	3
Deflections	1	1
Turnovers	6	7
Charges Taken	0	0
Personal Fouls	9	11

Opiela CHARCOAL



R. Campbell RED



### Opiela CHARCOAL Turnovers

Period	Clock	Player	Turnover Type
1st Period	18:34	#5 Pat Paul	Other
1st Period	16:44	#14 Joe Mangano	Other
1st Period	14:52	#14 Joe Mangano	Other
1st Period	11:17	#13 Matt Simon	Other
1st Period	6:12	#5 Pat Paul	Other
2nd Period	13:50	#13 Matt Simon	Other

### Opiela CHARCOAL Fouls

Period	Clock	Player	Foul
1st Period	14:42	#13 Matt Simon	Other (Def)
1st Period	7:44	#13 Matt Simon	Other (Def)
1st Period	6:57	#14 Joe Mangano	Other (Def)
1st Period	6:51	#14 Joe Mangano	Other (Def)
2nd Period	16:48	#10 Chris Keefe	Other (Def)
2nd Period	11:56	#12 Mike Opiela	Other (Def)
2nd Period	9:09	#10 Chris Keefe	Other (Def)
2nd Period	6:55	#10 Chris Keefe	Other (Def)
2nd Period	6:11	#5 Pat Paul	Other (Def)

### R. Campbell RED Turnovers

Period	Clock	Player	Turnover Type
1st Period	18:24	#15 Alec Stavetski	Other
1st Period	12:49	#15 Alec Stavetski	Other
1st Period	7:44	#14 Lou Dominique	Other
2nd Period	12:07	#3 Paolo Gambaro	Other
2nd Period	10:42	#0 Khayir Lewis	Other
2nd Period	9:09	#14 Lou Dominique	Other
2nd Period	6:55	#14 Lou Dominique	Other

### R. Campbell RED Fouls

Period	Clock	Player	Foul
1st Period	12:42	#13 Ryan Campbell	Other (Def)
1st Period	7:44	#13 Ryan Campbell	Other (Def)
2nd Period	11:13	#13 Ryan Campbell	Other (Def)
2nd Period	8:01	#14 Lou Dominique	Other (Def)
2nd Period	6:55	#13 Ryan Campbell	Other (Def)
2nd Period	6:55	#15 Alec Stavetski	Other (Def)
2nd Period	6:55	#15 Alec Stavetski	Other (Def)
2nd Period	6:00	#0 Khayir Lewis	Other (Def)
2nd Period	5:32	#13 Ryan Campbell	Other (Def)
2nd Period	5:07	#15 Alec Stavetski	Other (Def)
2nd Period	4:42	#14 Lou Dominique	Other (Def)