

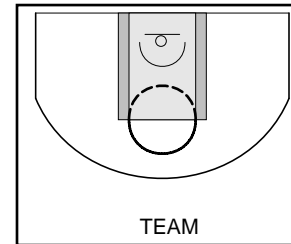
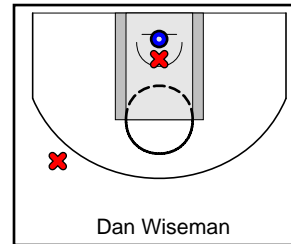
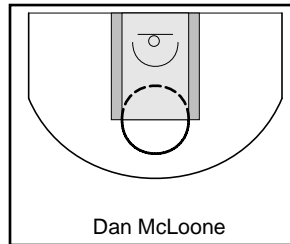
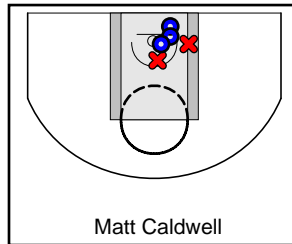
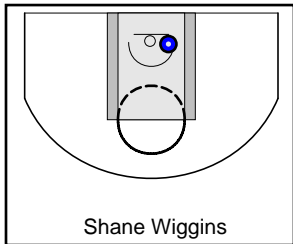
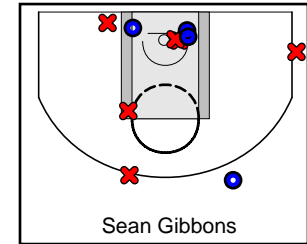
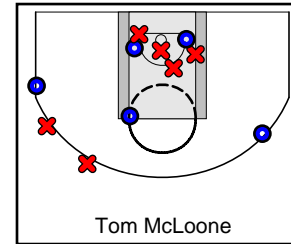
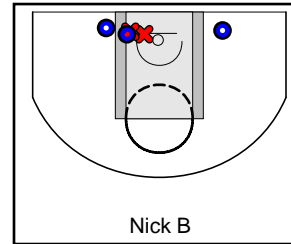
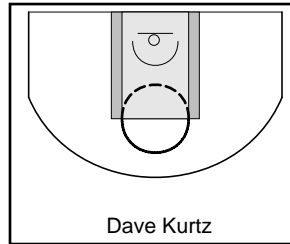
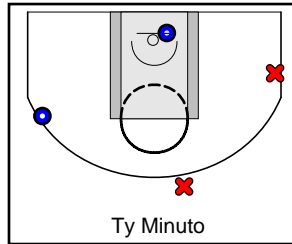
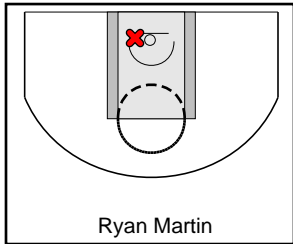
Grey B

7/2/18 Grey B at White (B-League)

	1	2	T
Grey B	11	33	44
White (B-League)	24	33	57



#	Name	G	MIN	FGM	FGA	FG%	2PM	2PA	2P%	3PM	3PA	3P%	FTM	FTA	FT%	OREB	DREB	REB	AST	STL	BLK	DEF	TO	PF	CHG	PM	PTS
3	Ryan Martin	1	0	0	1	.000	0	1	.000	0	0	.000	0	0	.000	0	0	0	1	0	0	0	0	0	0	-11	0
4	Ty Minuto	1	0	2	4	.500	1	1	1.000	1	3	.333	0	0	.000	0	1	1	1	0	0	0	0	1	0	-9	5
5	Dave Kurtz	0	0	0	0	.000	0	0	.000	0	0	.000	0	0	.000	0	0	0	0	0	0	0	0	0	0	0	0
10	Nick B	1	0	3	5	.600	3	5	.600	0	0	.000	0	0	.000	1	2	3	2	0	0	0	0	0	0	-8	6
11	Tom McLoone	1	0	5	11	.455	3	7	.429	2	4	.500	2	2	1.000	0	3	3	3	0	0	0	0	0	0	-7	14
12	Sean Gibbons	1	0	4	10	.400	3	7	.429	1	3	.333	0	0	.000	1	5	6	0	0	0	0	0	0	0	-8	9
13	Shane Wiggins	1	0	1	1	1.000	1	1	1.000	0	0	.000	0	0	.000	0	2	2	0	0	0	0	0	3	0	-5	2
14	Matt Caldwell	1	0	3	5	.600	3	5	.600	0	0	.000	0	2	.000	3	4	7	2	1	0	0	0	1	0	-9	6
20	Dan McLoone	0	0	0	0	.000	0	0	.000	0	0	.000	0	0	.000	0	0	0	0	0	0	0	0	0	0	0	0
21	Dan Wiseman	1	0	1	3	.333	1	2	.500	0	1	.000	0	0	.000	0	3	3	0	0	0	0	0	1	0	-8	2
	TEAM	1	0	0	0	.000	0	0	.000	0	0	.000	0	0	.000	1	0	1	0	0	0	0	0	0	0	0	0
	TOTALS	1	0	19	40	.475	15	29	.517	4	11	.364	2	4	.500	6	20	26	9	1	0	0	0	6	0	-13	44



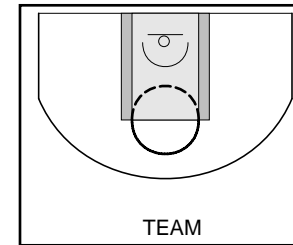
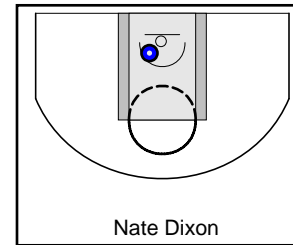
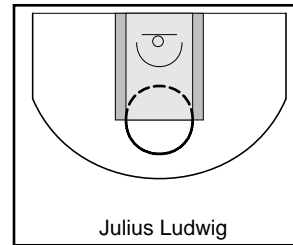
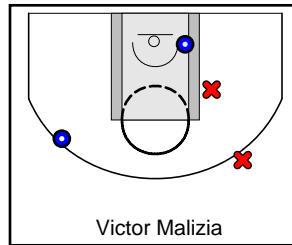
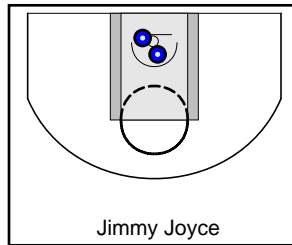
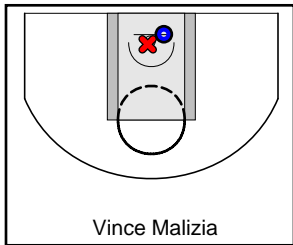
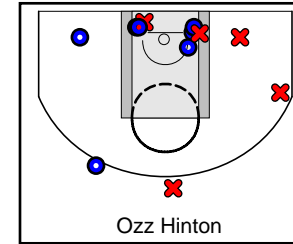
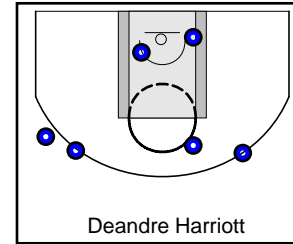
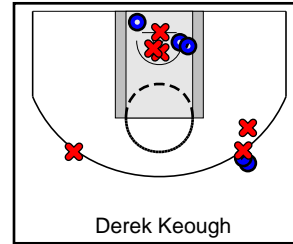
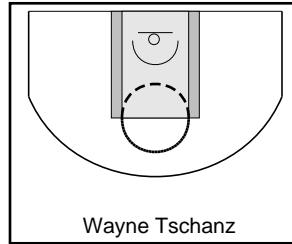
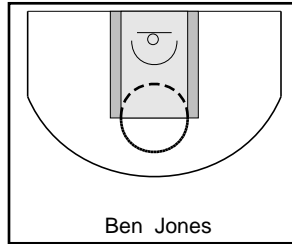
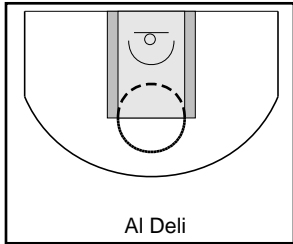
White (B-League)

7/2/18 Grey B at White (B-League)

	1	2	T
Grey B	11	33	44
White (B-League)	24	33	57



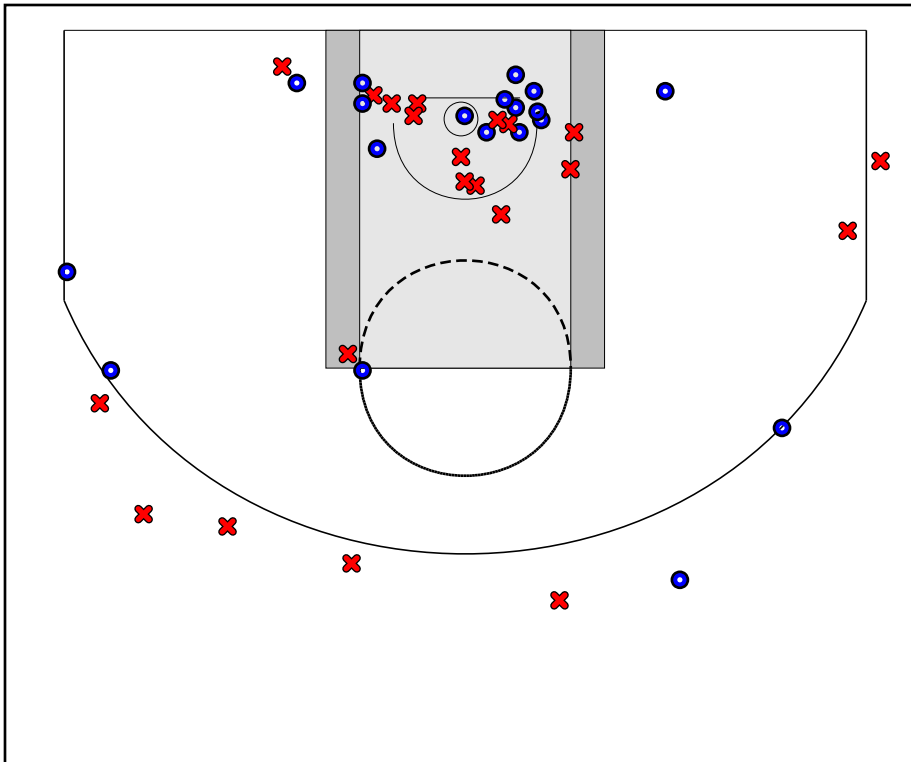
#	Name	G	MIN	FGM	FGA	FG%	2PM	2PA	2P%	3PM	3PA	3P%	FTM	FTA	FT%	OREB	DREB	REB	AST	STL	BLK	DEF	TO	PF	CHG	PM	PTS
0	Al Deli	0	0	0	0	.000	0	0	.000	0	0	.000	0	0	.000	0	0	0	0	0	0	0	0	0	0	0	0
3	Ben Jones	0	0	0	0	.000	0	0	.000	0	0	.000	0	0	.000	0	0	0	0	0	0	0	0	0	0	0	0
4	Wayne Tschanz	0	0	0	0	.000	0	0	.000	0	0	.000	0	0	.000	0	0	0	0	0	0	0	0	0	0	0	0
5	Derek Keough	1	0	5	11	.455	3	6	.500	2	5	.400	0	0	.000	1	1	2	2	0	0	1	1	0	0	5	12
11	Deandre Harriott	1	0	6	6	1.000	3	3	1.000	3	3	1.000	0	0	.000	0	10	10	4	0	0	0	1	0	0	15	15
12	Ozz Hinton	1	0	7	12	.583	6	9	.667	1	3	.333	1	1	1.000	0	2	2	4	0	0	1	0	0	0	17	16
13	Vince Malizia	1	0	1	2	.500	1	2	.500	0	0	.000	0	0	.000	1	6	7	0	0	0	0	1	1	0	1	2
14	Jimmy Joyce	1	0	2	2	1.000	2	2	1.000	0	0	.000	1	4	.250	3	3	6	1	0	0	0	0	1	0	10	5
29	Victor Malizia	1	0	2	4	.500	1	2	.500	1	2	.500	0	0	.000	0	3	3	2	0	0	0	0	3	0	16	5
29	Julius Ludwig	0	0	0	0	.000	0	0	.000	0	0	.000	0	0	.000	0	0	0	0	0	0	0	0	0	0	0	0
33	Nate Dixon	1	0	1	1	1.000	1	1	1.000	0	0	.000	0	0	.000	0	5	5	5	0	0	1	0	0	0	3	2
	TEAM	1	0	0	0	.000	0	0	.000	0	0	.000	0	0	.000	0	0	0	0	0	0	0	0	1	0	0	0
	TOTALS	1	0	24	38	.632	17	25	.680	7	13	.538	2	5	.400	5	30	35	18	0	0	3	3	6	0	13	57



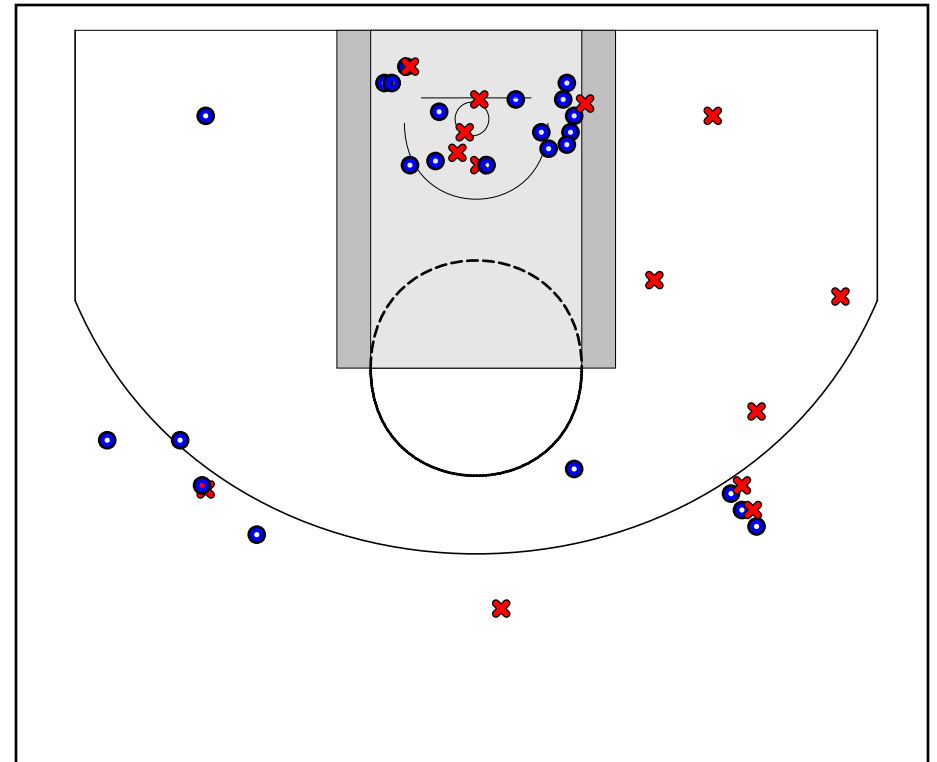
Game Summary Comparison

Statistic	Grey B	White (B-League)
Points	44	57
<i>Field Goals</i>	19 / 40	24 / 38
<i>2 Point</i>	15 / 29	17 / 25
<i>3 Point</i>	4 / 11	7 / 13
<i>Free Throws</i>	2 / 4	2 / 5
Assists	9	18
Rebounds	26	35
<i>Offensive</i>	6	5
<i>Defensive</i>	20	30
Blocks	0	0
Steals	1	0
Deflections	0	3
Turnovers	0	3
Charges Taken	0	0
Personal Fouls	6	6

Grey B



White (B-League)



Grey B Fouls

Period	Clock	Player	Foul
1st Period	0:00	#14 Matt Caldwell	Other (Def)
1st Period	0:00	#13 Shane Wiggins	Other (Def)
1st Period	0:00	#13 Shane Wiggins	Other (Def)
1st Period	0:00	#4 Ty Minuto	Other (Def)
2nd Period	0:00	#21 Dan Wiseman	Other (Def)
2nd Period	0:00	#13 Shane Wiggins	Other (Def)

White (B-League) Turnovers

Period	Clock	Player	Turnover Type
1st Period	0:00	#11 Deandre Harriott	Other
2nd Period	0:00	#13 Vince Malizia	Other
2nd Period	0:00	#5 Derek Keough	Other

White (B-League) Fouls

Period	Clock	Player	Foul
1st Period	0:00	#13 Vince Malizia	Other (Def)
1st Period	0:00	#29 Victor Malizia	Other (Def)
1st Period	0:00	#14 Jimmy Joyce	Other (Def)
1st Period	0:00	The team	Other (Def)
2nd Period	0:00	#29 Victor Malizia	Other (Def)
2nd Period	0:00	#29 Victor Malizia	Other (Def)