

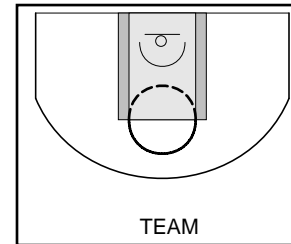
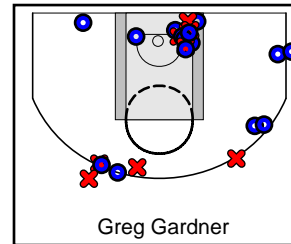
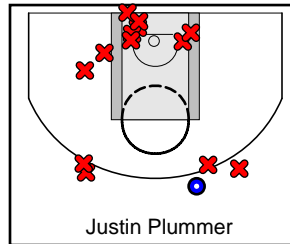

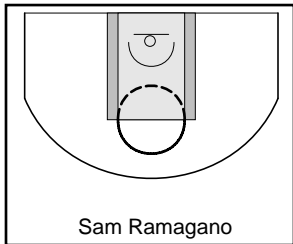
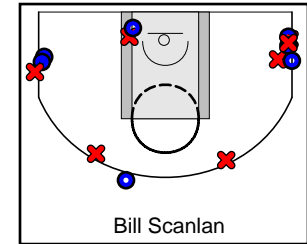
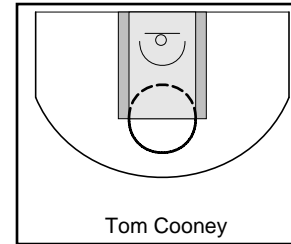
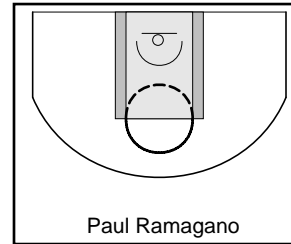
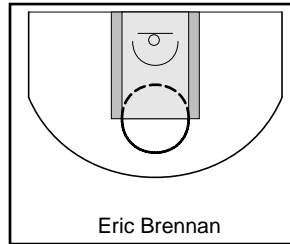
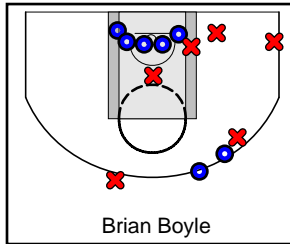
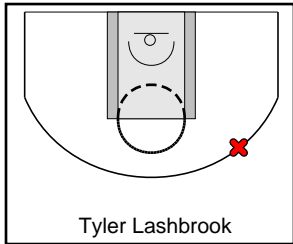
# Boyle TEAL

7/20/17 Boyle TEAL at Holdsman RED

	1	2	T
Boyle TEAL	28	50	78
Holdsman RED	56	43	99



#	Name	G	MIN	FGM	FGA	FG%	2PM	2PA	2P%	3PM	3PA	3P%	FTM	FTA	FT%	OREB	DREB	REB	AST	STL	BLK	DEF	TO	PF	CHG	PM	PTS
3	Tyler Lashbrook	1	0	0	1	.000	0	0	.000	0	1	.000	0	0	.000	2	2	4	2	1	0	0	4	0	0	-21	0
4	Brian Boyle	1	0	7	13	.538	5	8	.625	2	5	.400	0	0	.000	0	3	3	6	1	0	0	3	3	0	-2	16
5	Eric Brennan	0	0	0	0	.000	0	0	.000	0	0	.000	0	0	.000	0	0	0	0	0	0	0	0	0	0	0	0
10	Paul Ramagano	0	0	0	0	.000	0	0	.000	0	0	.000	0	0	.000	0	0	0	0	0	0	0	0	0	0	0	0
11	Tom Cooney	0	0	0	0	.000	0	0	.000	0	0	.000	0	0	.000	0	0	0	0	0	0	0	0	0	0	0	0
12	Bill Scanlan	1	0	7	14	.500	1	2	.500	6	12	.500	0	0	.000	0	1	1	5	1	0	0	1	0	0	-21	20
13	Sam Ramagano	0	0	0	0	.000	0	0	.000	0	0	.000	0	0	.000	0	0	0	0	0	0	0	0	0	0	0	0
14	Lijah Thompson	0	0	0	0	.000	0	0	.000	0	0	.000	0	0	.000	0	0	0	0	0	0	0	0	0	0	0	0
15	Justin Plummer	1	0	1	14	.071	0	9	.000	1	5	.200	1	2	.500	4	9	13	5	0	0	1	8	3	0	-21	4
20	Greg Gardner	1	0	15	24	.625	9	14	.643	6	10	.600	2	2	1.000	4	11	15	1	0	0	2	2	1	0	-21	38
	TEAM	1	0	0	0	.000	0	0	.000	0	0	.000	0	0	.000	1	1	2	0	0	0	0	1	0	0	0	0
	<b>TOTALS</b>	<b>1</b>	<b>0</b>	<b>30</b>	<b>66</b>	<b>.455</b>	<b>15</b>	<b>33</b>	<b>.455</b>	<b>15</b>	<b>33</b>	<b>.455</b>	<b>3</b>	<b>4</b>	<b>.750</b>	<b>11</b>	<b>27</b>	<b>38</b>	<b>19</b>	<b>3</b>	<b>0</b>	<b>3</b>	<b>19</b>	<b>7</b>	<b>0</b>	<b>-21</b>	<b>78</b>



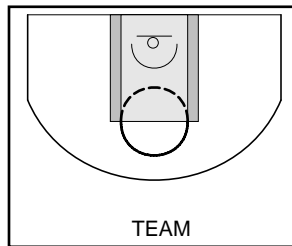
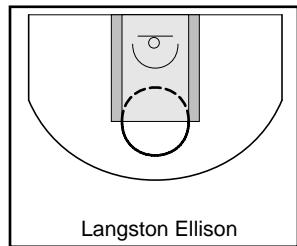
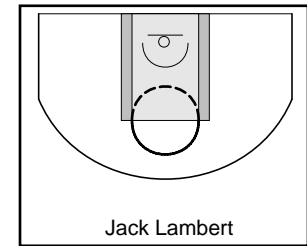
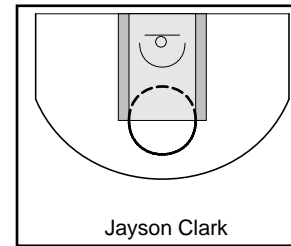
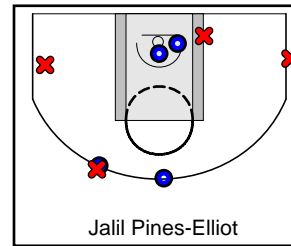
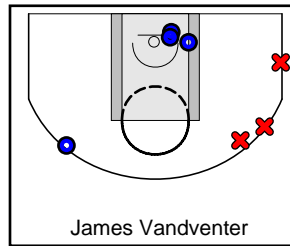
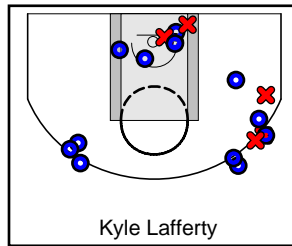
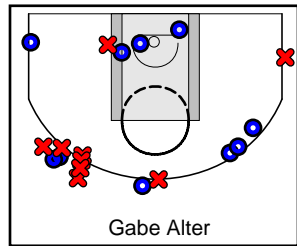

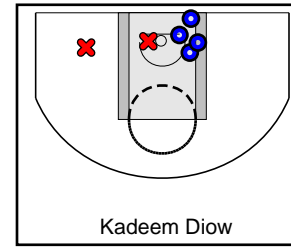
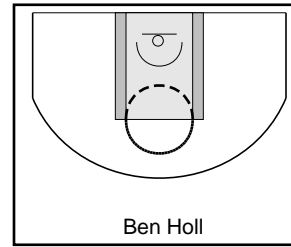
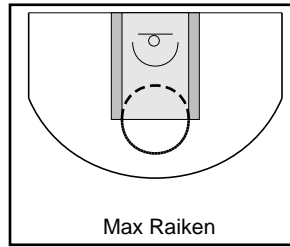
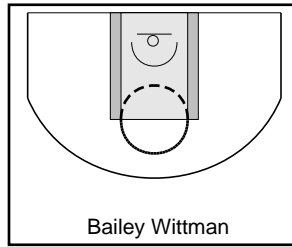
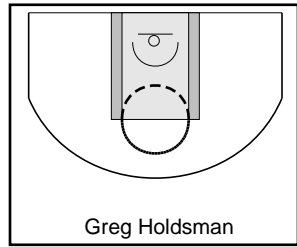
# Holdsmen RED

7/20/17 Boyle TEAL at Holdsmen RED

	1	2	T
Boyle TEAL	28	50	78
Holdsmen RED	56	43	99



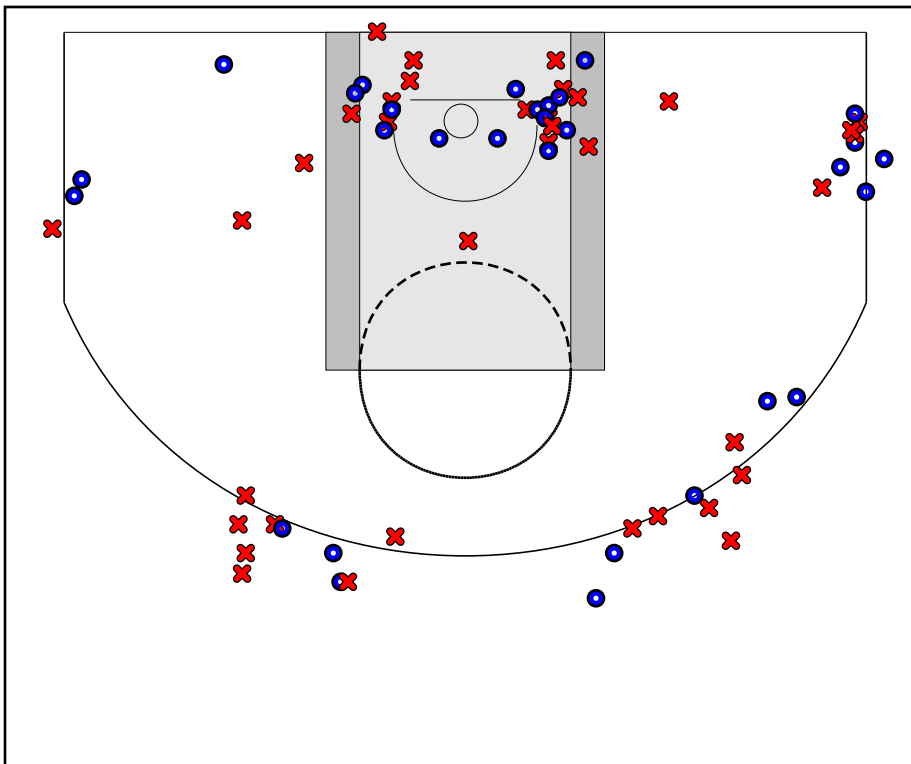
#	Name	G	MIN	FGM	FGA	FG%	2PM	2PA	2P%	3PM	3PA	3P%	FTM	FTA	FT%	OREB	DREB	REB	AST	STL	BLK	DEF	TO	PF	CHG	PM	PTS
0	Greg Holdsmen	0	0	0	0	.000	0	0	.000	0	0	.000	0	0	.000	0	0	0	0	0	0	0	0	0	0	0	0
0	Bailey Wittman	0	0	0	0	.000	0	0	.000	0	0	.000	0	0	.000	0	0	0	0	0	0	0	0	0	0	0	0
0	Max Raiken	0	0	0	0	.000	0	0	.000	0	0	.000	0	0	.000	0	0	0	0	0	0	0	0	0	0	0	0
0	Ben Holl	0	0	0	0	.000	0	0	.000	0	0	.000	0	0	.000	0	0	0	0	0	0	0	0	0	0	0	0
0	Kadeem Diow	1	0	4	6	.667	4	6	.667	0	0	.000	0	0	.000	2	6	8	0	1	0	0	1	2	0	13	8
3	Jamil Pines-Elliot	1	0	5	13	.385	3	7	.429	2	6	.333	0	2	.000	0	5	5	9	6	0	3	2	2	0	21	12
4	Gabe Alter	1	0	10	19	.526	3	4	.750	7	15	.467	0	0	.000	3	2	5	4	2	1	0	0	0	0	21	27
5	Kyle Lafferty	1	0	13	18	.722	6	8	.750	7	10	.700	0	0	.000	2	3	5	4	1	0	2	1	2	0	18	33
10	James Vandventer	1	0	4	7	.571	3	3	1.000	1	4	.250	0	0	.000	0	4	4	11	1	0	0	1	1	0	15	9
11	Jalil Pines-Elliot	1	0	4	8	.500	2	3	.667	2	5	.400	0	0	.000	2	5	7	3	1	0	0	2	2	0	17	10
13	Jayson Clark	0	0	0	0	.000	0	0	.000	0	0	.000	0	0	.000	0	0	0	0	0	0	0	0	0	0	0	0
14	Jack Lambert	0	0	0	0	.000	0	0	.000	0	0	.000	0	0	.000	0	0	0	0	0	0	0	0	0	0	0	0
20	Langston Ellison	0	0	0	0	.000	0	0	.000	0	0	.000	0	0	.000	0	0	0	0	0	0	0	0	0	0	0	0
	TEAM	1	0	0	0	.000	0	0	.000	0	0	.000	0	0	.000	0	1	1	0	0	0	0	0	0	0	0	0
	<b>TOTALS</b>	<b>1</b>	<b>0</b>	<b>40</b>	<b>71</b>	<b>.563</b>	<b>21</b>	<b>31</b>	<b>.677</b>	<b>19</b>	<b>40</b>	<b>.475</b>	<b>0</b>	<b>2</b>	<b>.000</b>	<b>9</b>	<b>26</b>	<b>35</b>	<b>31</b>	<b>12</b>	<b>1</b>	<b>5</b>	<b>7</b>	<b>9</b>	<b>0</b>	<b>21</b>	<b>99</b>



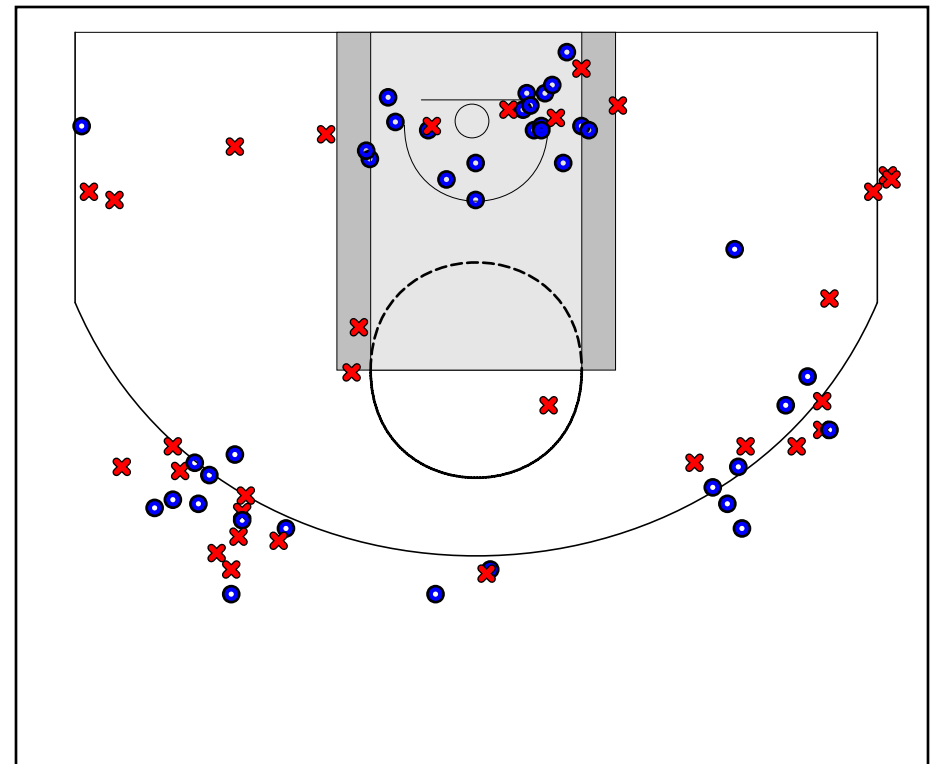
## Game Summary Comparison

Statistic	Boyle TEAL	Holdsmen RED
Points	78	99
<i>Field Goals</i>	30 / 66	40 / 71
<i>2 Point</i>	15 / 33	21 / 31
<i>3 Point</i>	15 / 33	19 / 40
<i>Free Throws</i>	3 / 4	0 / 2
Assists	19	31
Rebounds	38	35
<i>Offensive</i>	11	9
<i>Defensive</i>	27	26
Blocks	0	1
Steals	3	12
Deflections	3	5
Turnovers	19	7
Charges Taken	0	0
Personal Fouls	7	9

Boyle TEAL



Holdsmen RED



### Boyle TEAL Turnovers

Period	Clock	Player	Turnover Type
1st Period	0:00	#20 Greg Gardner	Other
1st Period	0:00	#15 Justin Plummer	Other
1st Period	0:00	#15 Justin Plummer	Other
1st Period	0:00	#15 Justin Plummer	Other
1st Period	0:00	#20 Greg Gardner	Other
1st Period	0:00	#20 Greg Gardner	Other
1st Period	0:00	#3 Tyler Lashbrook	Other
1st Period	0:00	#4 Brian Boyle	Other
1st Period	0:00	Team	Other
1st Period	0:00	#3 Tyler Lashbrook	Other
1st Period	0:00	#15 Justin Plummer	Other
2nd Period	0:00	#3 Tyler Lashbrook	Other
2nd Period	0:00	#3 Tyler Lashbrook	Other
2nd Period	0:00	#4 Brian Boyle	Other
2nd Period	0:00	#15 Justin Plummer	Other
2nd Period	0:00	#12 Bill Scanlan	Other
2nd Period	0:00	#15 Justin Plummer	Other
2nd Period	0:00	#4 Brian Boyle	Other
2nd Period	0:00	#15 Justin Plummer	Other

### Boyle TEAL Fouls

Period	Clock	Player	Foul
1st Period	0:00	#15 Justin Plummer	Other (Def)
1st Period	0:00	#15 Justin Plummer	Other (Def)
1st Period	0:00	#12 Bill Scanlan	Other (Def)
1st Period	0:00	#12 Bill Scanlan	Other (Def)
1st Period	0:00	#12 Bill Scanlan	Adjustment (Removed)
1st Period	0:00	#12 Bill Scanlan	Adjustment (Removed)
2nd Period	0:00	#15 Justin Plummer	Other (Def)
2nd Period	0:00	#4 Brian Boyle	Other (Def)
2nd Period	0:00	#20 Greg Gardner	Other (Def)
2nd Period	0:00	#4 Brian Boyle	Other (Def)
2nd Period	0:00	#4 Brian Boyle	Other (Def)

### Holdsmen RED Turnovers

Period	Clock	Player	Turnover Type
1st Period	0:00	#3 Jamil Pines-Elliott	Other
1st Period	0:00	#11 Jalil Pines-Elliott	Other
1st Period	0:00	#3 Jamil Pines-Elliott	Other
2nd Period	0:00	#0 Kadeem Diow	Other
2nd Period	0:00	#10 James Vandventer	Other
2nd Period	0:00	#11 Jalil Pines-Elliott	Other
2nd Period	0:00	#5 Kyle Lafferty	Other

### Holdsmen RED Fouls

Period	Clock	Player	Foul
1st Period	0:00	#3 Jamil Pines-Elliott	Other (Def)
1st Period	0:00	#5 Kyle Lafferty	Other (Def)
1st Period	0:00	#5 Kyle Lafferty	Other (Def)
1st Period	0:00	#0 Kadeem Diow	Other (Def)
1st Period	0:00	#0 Kadeem Diow	Other (Def)
2nd Period	0:00	#11 Jalil Pines-Elliott	Other (Def)
2nd Period	0:00	#10 James Vandventer	Other (Def)
2nd Period	0:00	#11 Jalil Pines-Elliott	Other (Def)
2nd Period	0:00	#3 Jamil Pines-Elliott	Other (Def)