

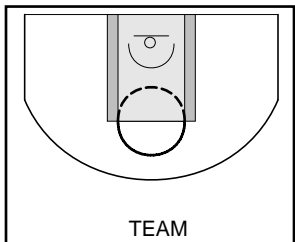
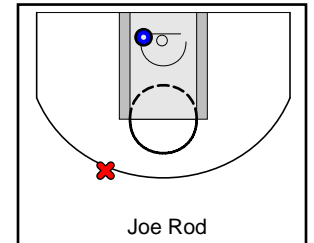
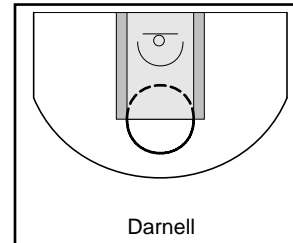
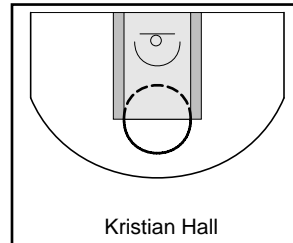
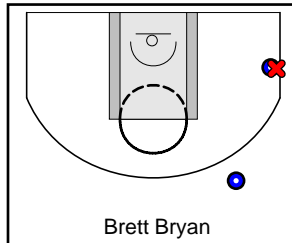
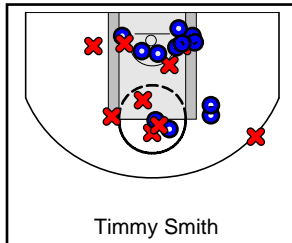
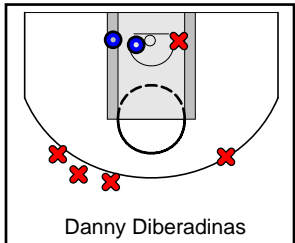
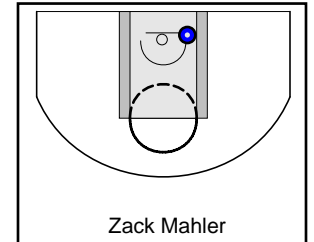
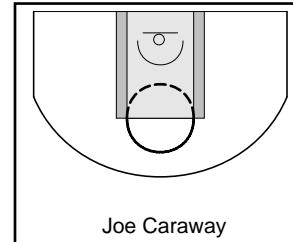
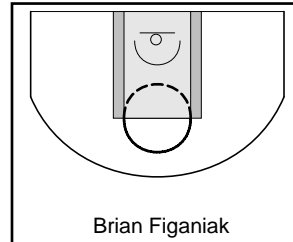
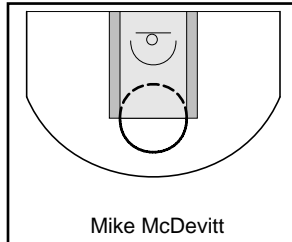

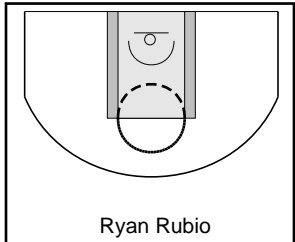
# DiBeradinas CHARCOAL

7/20/17 DiBeradinas CHARCOAL at McInerney PURPLE

	1	OT1	T
DiBeradinas	28	30	58
McInerney	37	25	62




#	Name	G	MIN	FGM	FGA	FG%	2PM	2PA	2P%	3PM	3PA	3P%	FTM	FTA	FT%	OREB	DREB	REB	AST	STL	BLK	DEF	TO	PF	CHG	PM	PTS
0	Ryan Rubio	0	0	0	0	.000	0	0	.000	0	0	.000	0	0	.000	0	0	0	0	0	0	0	0	0	0	0	0
0	Cristian Smith	1	0	7	15	.467	7	14	.500	0	1	.000	3	3	1.000	1	2	3	0	0	0	1	1	4	0	-6	17
0	Mike McDevitt	0	0	0	0	.000	0	0	.000	0	0	.000	0	0	.000	0	0	0	0	0	0	0	0	0	0	0	0
0	Brian Figaniak	0	0	0	0	.000	0	0	.000	0	0	.000	0	0	.000	0	0	0	0	0	0	0	0	0	0	0	0
0	Joe Caraway	0	0	0	0	.000	0	0	.000	0	0	.000	0	0	.000	0	0	0	0	0	0	0	0	0	0	0	0
3	Zack Mahler	1	0	1	1	1.000	1	1	1.000	0	0	.000	0	0	.000	2	0	2	0	0	1	0	0	1	0	4	2
4	Danny DiBeradinas	1	0	2	7	.286	2	3	.667	0	4	.000	0	0	.000	0	1	1	0	0	0	0	2	5	0	-5	4
5	Timmy Smith	1	0	12	21	.571	12	20	.600	0	1	.000	2	4	.500	1	6	7	4	1	0	0	3	3	0	-4	26
12	Brett Bryan	1	0	2	3	.667	0	0	.000	2	3	.667	0	0	.000	0	0	0	0	1	0	1	0	1	0	-5	6
13	Kristian Hall	0	0	0	0	.000	0	0	.000	0	0	.000	0	0	.000	0	0	0	0	0	0	0	0	0	0	0	0
14	Darnell	0	0	0	0	.000	0	0	.000	0	0	.000	0	0	.000	0	0	0	0	0	0	0	0	0	0	0	0
20	Joe Rod	1	0	1	2	.500	1	1	1.000	0	1	.000	1	2	.500	1	7	8	0	1	0	1	0	1	0	-4	3
	TEAM	1	0	0	0	.000	0	0	.000	0	0	.000	0	0	.000	0	5	5	0	0	0	0	0	0	0	0	0
	<b>TOTALS</b>	<b>1</b>	<b>0</b>	<b>25</b>	<b>49</b>	<b>.510</b>	<b>23</b>	<b>39</b>	<b>.590</b>	<b>2</b>	<b>10</b>	<b>.200</b>	<b>6</b>	<b>9</b>	<b>.667</b>	<b>5</b>	<b>21</b>	<b>26</b>	<b>4</b>	<b>3</b>	<b>1</b>	<b>3</b>	<b>6</b>	<b>15</b>	<b>0</b>	<b>-4</b>	<b>58</b>



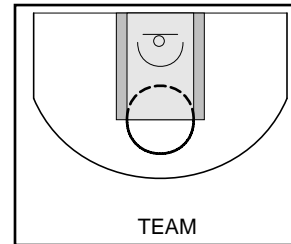
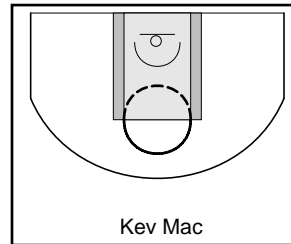
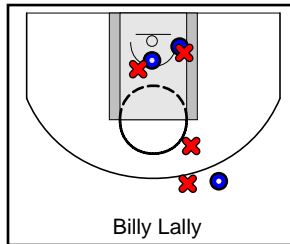
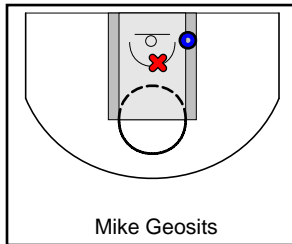
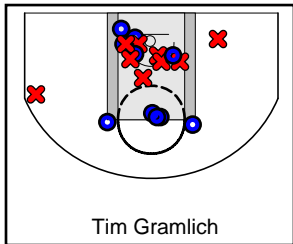
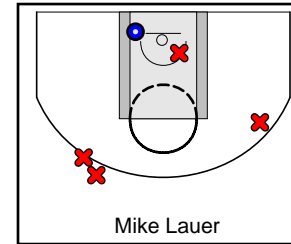
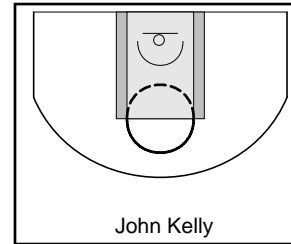
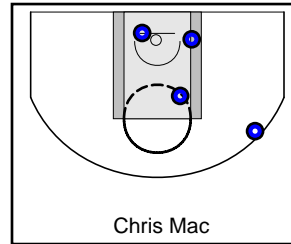
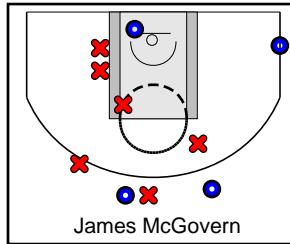
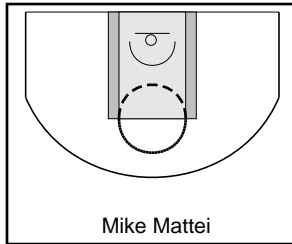
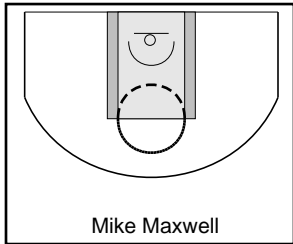
# McInerney PURPLE

7/20/17 DiBeradinas CHARCOAL at McInerney PURPLE

	1	OT1	T
DiBeradinas	28	30	58
McInerney	37	25	62



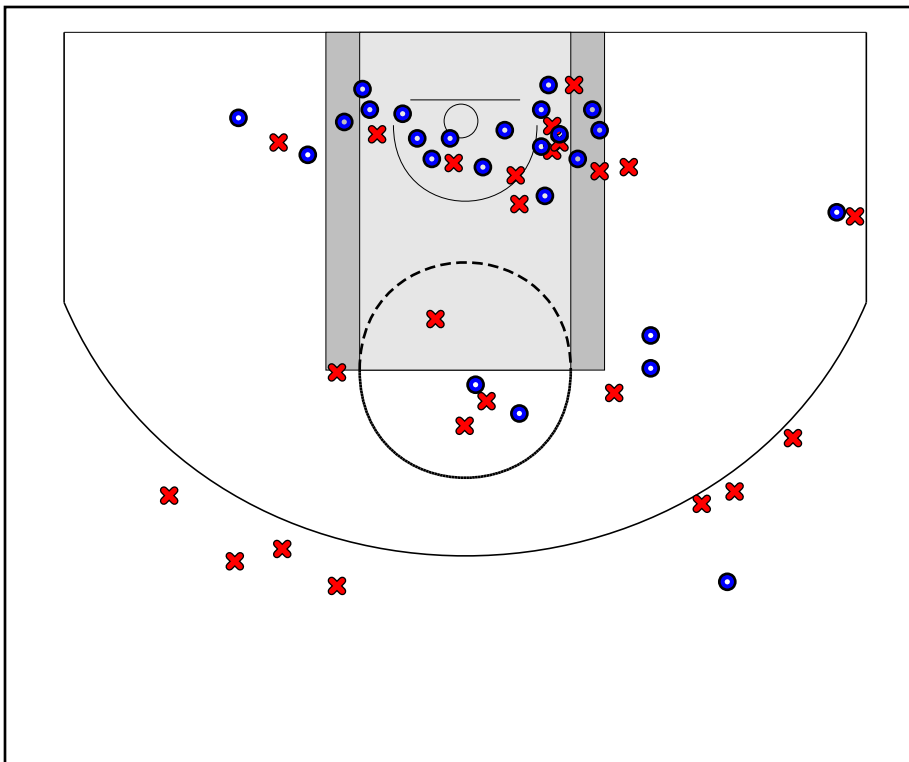
#	Name	G	MIN	FGM	FGA	FG%	2PM	2PA	2P%	3PM	3PA	3P%	FTM	FTA	FT%	OREB	DREB	REB	AST	STL	BLK	DEF	TO	PF	CHG	PM	PTS
0	Mike Maxwell	0	0	0	0	.000	0	0	.000	0	0	.000	0	0	.000	0	0	0	0	0	0	0	0	0	0	0	0
0	Mike Mattei	0	0	0	0	.000	0	0	.000	0	0	.000	0	0	.000	0	0	0	0	0	0	0	0	0	0	0	0
3	James McGovern	1	0	4	10	.400	1	5	.200	3	5	.600	4	5	.800	0	2	2	2	0	0	1	0	1	0	4	15
4	Chris Mac	1	0	4	4	1.000	3	3	1.000	1	1	1.000	0	1	.000	0	2	2	2	2	0	0	0	2	0	5	9
10	John Kelly	0	0	0	0	.000	0	0	.000	0	0	.000	0	0	.000	0	0	0	0	0	0	0	0	0	0	0	0
11	Mike Lauer	1	0	1	5	.200	1	2	.500	0	3	.000	0	0	.000	2	2	4	1	0	0	0	0	1	0	9	2
12	Tim Gramlich	1	0	10	20	.500	10	19	.526	0	1	.000	3	4	.750	2	5	7	1	1	0	0	2	3	0	4	23
13	Mike Geosits	1	0	1	2	.500	1	2	.500	0	0	.000	3	4	.750	1	6	7	4	2	0	1	1	4	0	2	5
14	Billy Lally	1	0	3	7	.429	2	5	.400	1	2	.500	1	1	1.000	3	3	6	3	0	0	0	1	0	0	5	8
15	Kev Mac	1	0	0	0	.000	0	0	.000	0	0	.000	0	0	.000	0	1	1	0	0	0	1	0	1	0	-9	0
	TEAM	1	0	0	0	.000	0	0	.000	0	0	.000	0	0	.000	1	1	2	0	0	0	0	0	0	0	0	0
	<b>TOTALS</b>	<b>1</b>	<b>0</b>	<b>23</b>	<b>48</b>	<b>.479</b>	<b>18</b>	<b>36</b>	<b>.500</b>	<b>5</b>	<b>12</b>	<b>.417</b>	<b>11</b>	<b>15</b>	<b>.733</b>	<b>9</b>	<b>22</b>	<b>31</b>	<b>13</b>	<b>5</b>	<b>0</b>	<b>3</b>	<b>4</b>	<b>12</b>	<b>0</b>	<b>4</b>	<b>62</b>



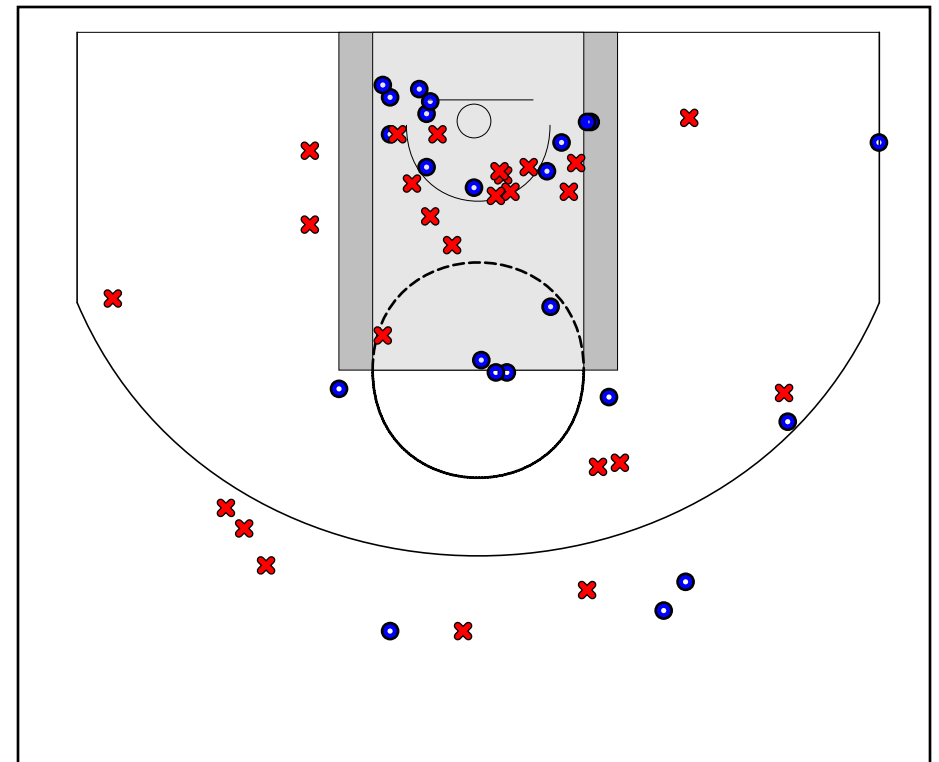
## Game Summary Comparison

Statistic	DiBeradinas CHARCOAL	McInerney PURPLE
Points	58	62
<i>Field Goals</i>	25 / 49	23 / 48
2 Point	23 / 39	18 / 36
3 Point	2 / 10	5 / 12
<i>Free Throws</i>	6 / 9	11 / 15
Assists	4	13
Rebounds	26	31
<i>Offensive</i>	5	9
<i>Defensive</i>	21	22
Blocks	1	0
Steals	3	5
Deflections	3	3
Turnovers	6	4
Charges Taken	0	0
Personal Fouls	15	12

DiBeradinas CHARCOAL



McInerney PURPLE



### DiBeradinas CHARCOAL Turnovers

Period	Clock	Player	Turnover Type
1st Period	0:00	#5 Timmy Smith	Other
1st Period	0:00	#4 Danny Diberadinas	Other
1st Period	0:00	#4 Danny Diberadinas	Other
1st Period	0:00	#5 Timmy Smith	Other
2nd Period	0:00	#5 Timmy Smith	Other
2nd Period	0:00	#0 Cristian Smith	Other

### DiBeradinas CHARCOAL Fouls

Period	Clock	Player	Foul
1st Period	0:00	#20 Joe Rod	Other (Def)
1st Period	0:00	#4 Danny Diberadinas	Other (Def)
1st Period	0:00	#4 Danny Diberadinas	Other (Def)
1st Period	0:00	#5 Timmy Smith	Other (Def)
1st Period	0:00	#3 Zack Mahler	Other (Def)
1st Period	0:00	#0 Cristian Smith	Other (Def)
2nd Period	0:00	#4 Danny Diberadinas	Other (Def)
2nd Period	0:00	#0 Cristian Smith	Other (Def)
2nd Period	0:00	#5 Timmy Smith	Other (Def)
2nd Period	0:00	#5 Timmy Smith	Other (Def)
2nd Period	0:00	#4 Danny Diberadinas	Other (Def)
2nd Period	0:00	#0 Cristian Smith	Other (Def)
2nd Period	0:00	#12 Brett Bryan	Other (Def)
2nd Period	0:00	#0 Cristian Smith	Other (Def)
2nd Period	0:00	#4 Danny Diberadinas	Other (Def)

### McInerney PURPLE Turnovers

Period	Clock	Player	Turnover Type
1st Period	0:00	#13 Mike Geosits	Other
1st Period	0:00	#12 Tim Gramlich	Other
1st Period	0:00	#14 Billy Lally	Other
2nd Period	0:00	#12 Tim Gramlich	Other

### McInerney PURPLE Fouls

Period	Clock	Player	Foul
1st Period	0:00	#13 Mike Geosits	Other (Def)
1st Period	0:00	#13 Mike Geosits	Other (Def)
1st Period	0:00	#12 Tim Gramlich	Other (Def)
1st Period	0:00	#4 Chris Mac	Other (Def)
2nd Period	0:00	#3 James McGovern	Other (Def)
2nd Period	0:00	#13 Mike Geosits	Other (Def)
2nd Period	0:00	#4 Chris Mac	Other (Def)
2nd Period	0:00	#12 Tim Gramlich	Other (Def)
2nd Period	0:00	#11 Mike Lauer	Other (Def)
2nd Period	0:00	#15 Kev Mac	Other (Def)
2nd Period	0:00	#13 Mike Geosits	Other (Def)
2nd Period	0:00	#12 Tim Gramlich	Other (Def)
2nd Period	0:00	#12 Tim Gramlich	Adjustment (Removed)
2nd Period	0:00	#12 Tim Gramlich	Other (Def)