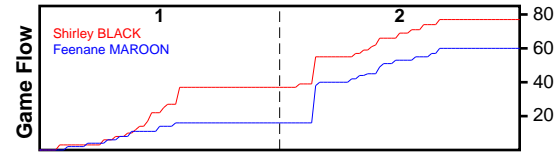


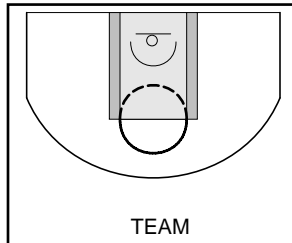
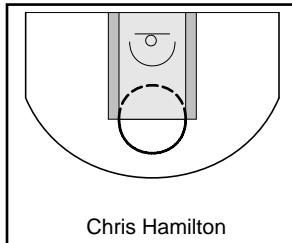
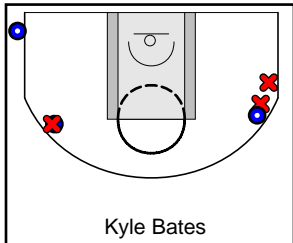
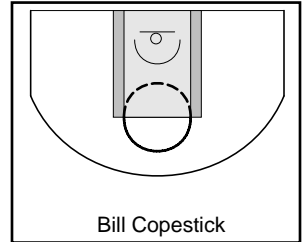
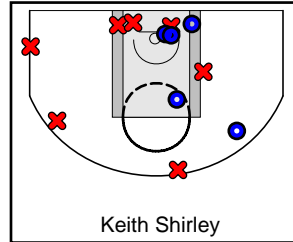
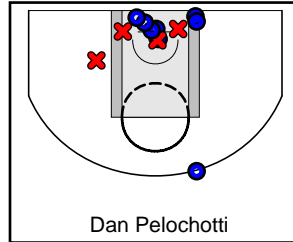
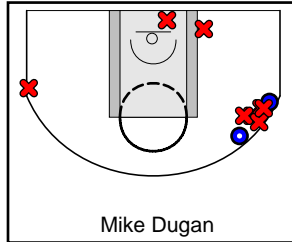
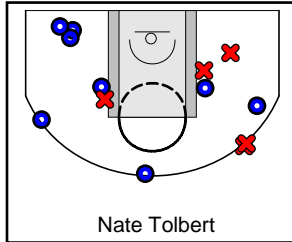
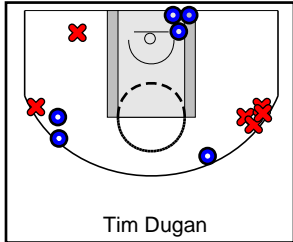
Shirley BLACK

7/19/17 Shirley BLACK at Feenane MAROON

	1	2	T
Shirley BLACK	37	40	77
Feenane	16	44	60



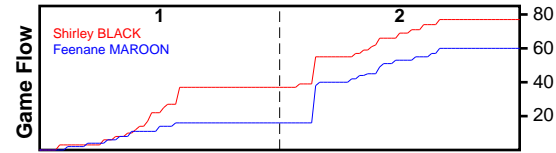
#	Name	G	MIN	FGM	FGA	FG%	2PM	2PA	2P%	3PM	3PA	3P%	FTM	FTA	FT%	OREB	DREB	REB	AST	STL	BLK	DEF	TO	PF	CHG	PM	PTS
3	Tim Dugan	1	38	6	12	.500	3	4	.750	3	8	.375	1	1	1.000	0	1	1	11	3	0	0	1	2	0	17	16
4	Nate Tolbert	1	31	8	13	.615	5	8	.625	3	5	.600	0	1	.000	4	1	5	2	0	0	0	0	0	0	11	19
5	Mike Dugan	1	40	2	10	.200	0	2	.000	2	8	.250	0	0	.000	0	5	5	3	1	0	0	2	1	0	11	6
10	Dan Pelochotti	1	35	8	12	.667	7	11	.636	1	1	1.000	0	1	.000	6	4	10	1	1	0	1	0	4	0	21	17
11	Keith Shirley	1	40	5	12	.417	5	9	.556	0	3	.000	0	1	.000	2	13	15	0	0	0	0	1	1	0	22	10
12	Bill Copestick	0	0	0	0	.000	0	0	.000	0	0	.000	0	0	.000	0	0	0	0	0	0	0	0	0	0	0	0
14	Kyle Bates	1	18	3	6	.500	0	0	.000	3	6	.500	0	0	.000	1	1	2	2	1	1	0	0	0	0	3	9
15	Chris Hamilton	0	0	0	0	.000	0	0	.000	0	0	.000	0	0	.000	0	0	0	0	0	0	0	0	0	0	0	0
	TEAM	1	0	0	0	.000	0	0	.000	0	0	.000	0	0	.000	1	1	2	0	0	0	0	0	0	0	0	0
	TOTALS	1	40	32	65	.492	20	34	.588	12	31	.387	1	4	.250	14	26	40	19	6	1	1	4	8	0	17	77



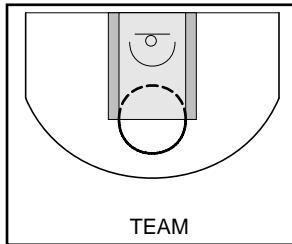
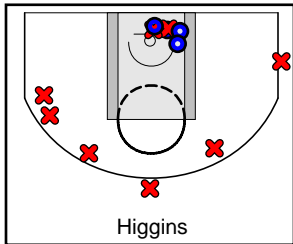
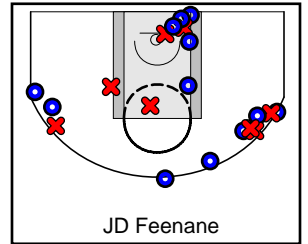
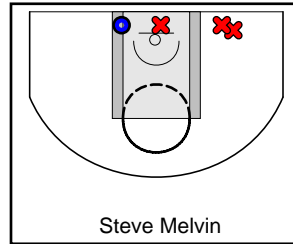
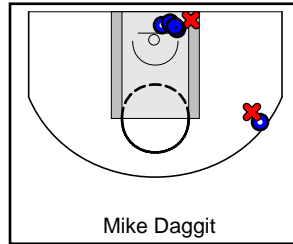
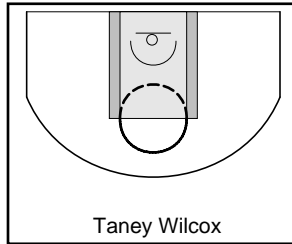
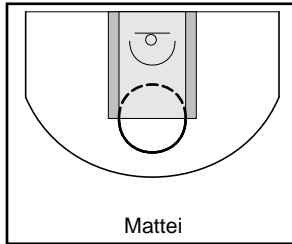
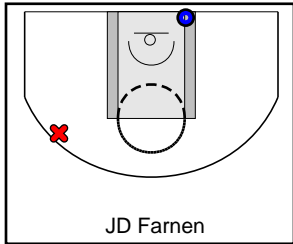
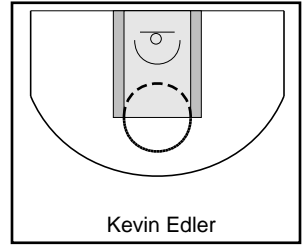
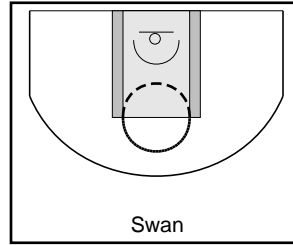
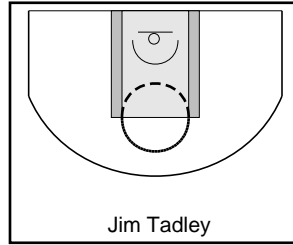
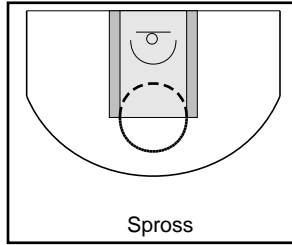
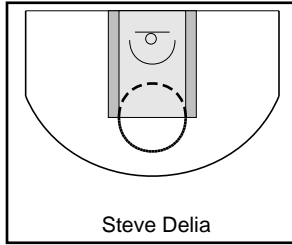
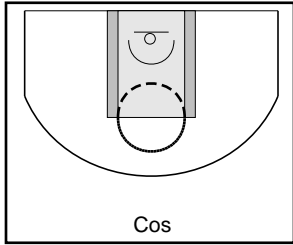
Feenane MAROON

7/19/17 Shirley BLACK at Feenane MAROON

	1	2	T
Shirley BLACK	37	40	77
Feenane	16	44	60



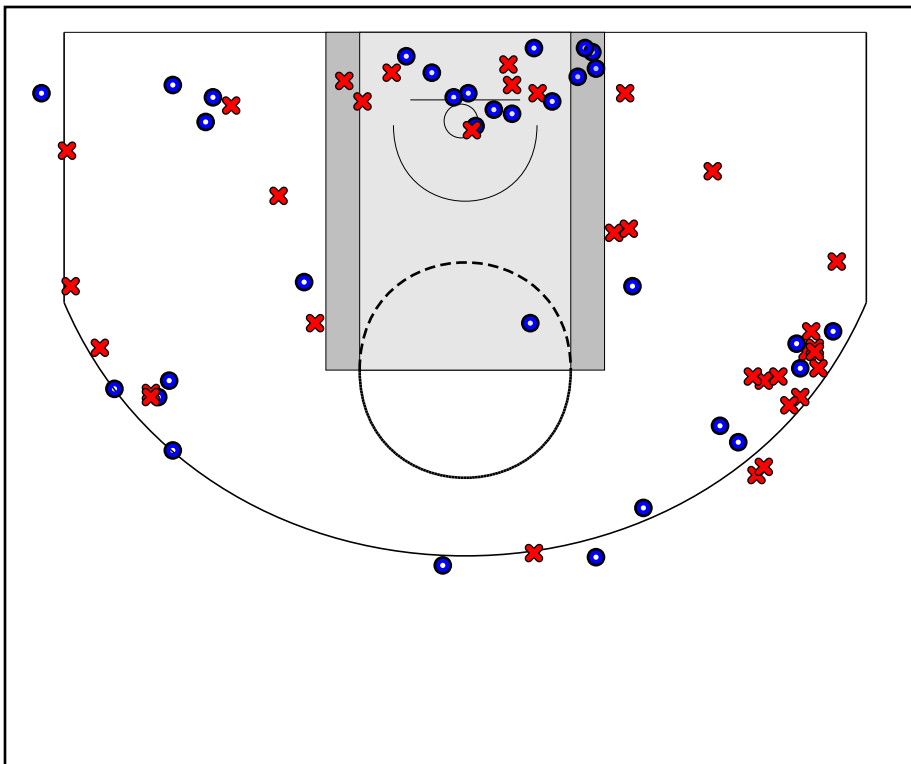
#	Name	G	MIN	FGM	FGA	FG%	2PM	2PA	2P%	3PM	3PA	3P%	FTM	FTA	FT%	OREB	DREB	REB	AST	STL	BLK	DEF	TO	PF	CHG	PM	PTS
0	Cos	0	0	0	0	.000	0	0	.000	0	0	.000	0	0	.000	0	0	0	0	0	0	0	0	0	0	0	0
0	Steve Delia	1	25	0	0	.000	0	0	.000	0	0	.000	0	0	.000	0	0	0	0	0	0	0	0	0	0	-17	0
00	Spross	0	0	0	0	.000	0	0	.000	0	0	.000	0	0	.000	0	0	0	0	0	0	0	0	0	0	0	0
0	Jim Tadley	0	0	0	0	.000	0	0	.000	0	0	.000	0	0	.000	0	0	0	0	0	0	0	0	0	0	0	0
0	Swan	0	0	0	0	.000	0	0	.000	0	0	.000	0	0	.000	0	0	0	0	0	0	0	0	0	0	0	0
0	Kevin Edler	0	0	0	0	.000	0	0	.000	0	0	.000	0	0	.000	0	0	0	0	0	0	0	0	0	0	0	0
0	JD Farnen	1	27	1	2	.500	1	1	1.000	0	1	.000	0	0	.000	0	0	0	0	1	0	0	1	2	0	-9	2
1	Mattei	0	0	0	0	.000	0	0	.000	0	0	.000	0	0	.000	0	0	0	0	0	0	0	0	0	0	0	0
5	Taney Wilcox	0	0	0	0	.000	0	0	.000	0	0	.000	0	0	.000	0	0	0	0	0	0	0	0	0	0	0	0
10	Mike Daggit	1	29	5	7	.714	4	5	.800	1	2	.500	0	0	.000	4	2	6	0	0	0	0	2	2	0	-8	11
11	Steve Melvin	1	40	1	4	.250	1	4	.250	0	0	.000	0	0	.000	0	4	4	0	0	1	0	1	1	0	-17	2
12	JD Feenane	1	40	12	21	.571	6	10	.600	6	11	.545	6	8	.750	2	8	10	2	0	0	0	1	0	0	-17	36
21	Higgins	1	40	4	12	.333	4	6	.667	0	6	.000	1	2	.500	0	6	6	3	0	0	0	2	3	0	-17	9
	TEAM	1	0	0	0	.000	0	0	.000	0	0	.000	0	0	.000	0	2	2	0	0	0	0	0	0	0	0	0
	TOTALS	1	40	23	46	.500	16	26	.615	7	20	.350	7	10	.700	6	22	28	5	1	1	0	7	8	0	-17	60



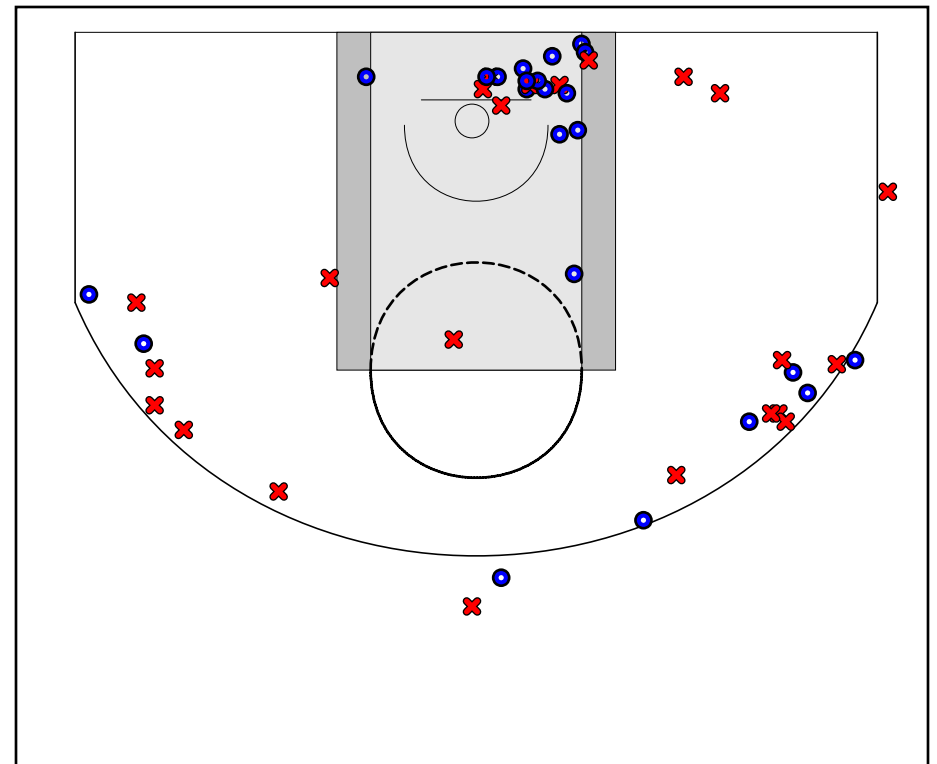
Game Summary Comparison

Statistic	Shirley BLACK	Feenane MAROON
Points	77	60
<i>Field Goals</i>	32 / 65	23 / 46
<i>2 Point</i>	20 / 34	16 / 26
<i>3 Point</i>	12 / 31	7 / 20
<i>Free Throws</i>	1 / 4	7 / 10
Assists	19	5
Rebounds	40	28
<i>Offensive</i>	14	6
<i>Defensive</i>	26	22
Blocks	1	1
Steals	6	1
Deflections	1	0
Turnovers	4	7
Charges Taken	0	0
Personal Fouls	8	8

Shirley BLACK



Feenane MAROON



Shirley BLACK Turnovers

Period	Clock	Player	Turnover Type
1st Period	12:41	#5 Mike Dugan	Other
1st Period	10:21	#3 Tim Dugan	Other
1st Period	8:08	#5 Mike Dugan	Other
1st Period	8:08	#11 Keith Shirley	Other

Shirley BLACK Fouls

Period	Clock	Player	Foul
1st Period	15:48	#10 Dan Pelochotti	Other (Def)
1st Period	10:21	#11 Keith Shirley	Other (Def)
1st Period	10:21	#10 Dan Pelochotti	Other (Def)
1st Period	8:08	#3 Tim Dugan	Other (Def)
2nd Period	16:54	#10 Dan Pelochotti	Other (Def)
2nd Period	16:54	#10 Dan Pelochotti	Other (Def)
2nd Period	12:32	#5 Mike Dugan	Other (Def)
2nd Period	8:36	#3 Tim Dugan	Other (Def)

Feenane MAROON Turnovers

Period	Clock	Player	Turnover Type
1st Period	16:31	#0 JD Farnen	Other
1st Period	14:49	#10 Mike Daggit	Other
1st Period	13:29	#21 Higgins	Other
1st Period	10:21	#11 Steve Melvin	Other
1st Period	8:08	#21 Higgins	Other
1st Period	8:08	#12 JD Feenane	Other
2nd Period	11:22	#10 Mike Daggit	Other

Feenane MAROON Fouls

Period	Clock	Player	Foul
1st Period	10:21	#21 Higgins	Other (Def)
1st Period	8:08	#0 JD Farnen	Other (Def)
2nd Period	16:54	#21 Higgins	Other (Def)
2nd Period	16:11	#0 JD Farnen	Other (Def)
2nd Period	11:54	#10 Mike Daggit	Other (Def)
2nd Period	11:22	#10 Mike Daggit	Other (Def)
2nd Period	10:46	#21 Higgins	Other (Def)
2nd Period	9:40	#11 Steve Melvin	Other (Def)