


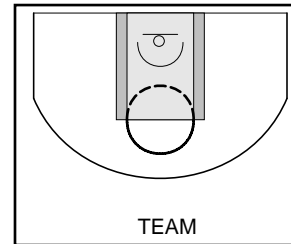
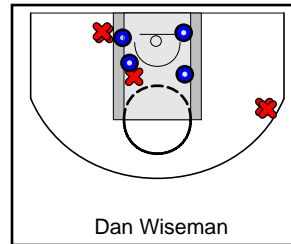
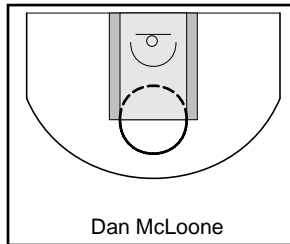
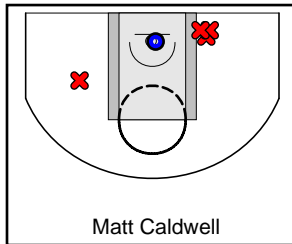
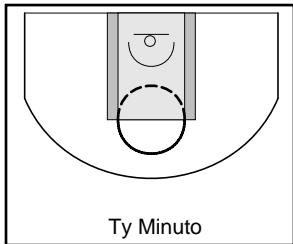
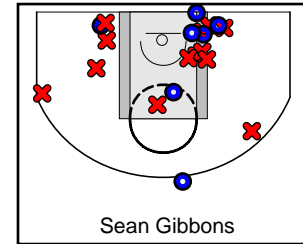
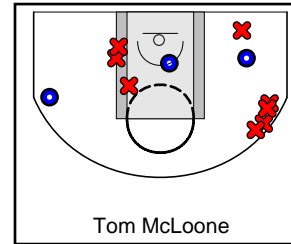
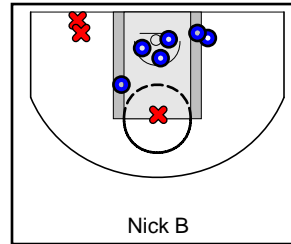
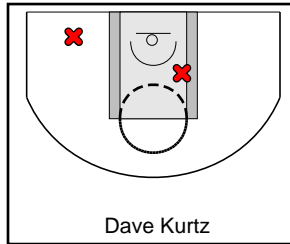
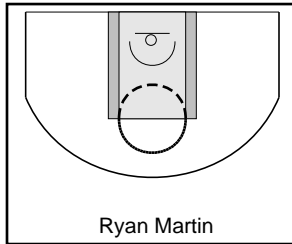
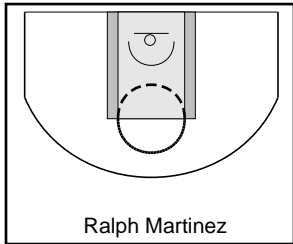
Grey B

7/18/18 Grey B at Maroon (B)

	1	2	T
Grey B	17	25	42
Maroon (B)	24	39	63




#	Name	G	MIN	FGM	FGA	FG%	2PM	2PA	2P%	3PM	3PA	3P%	FTM	FTA	FT%	OREB	DREB	REB	AST	STL	BLK	DEF	TO	PF	CHG	PM	PTS
3	Ralph Martinez	0	0	0	0	.000	0	0	.000	0	0	.000	0	0	.000	0	0	0	0	0	0	0	0	0	0	0	0
4	Ryan Martin	0	0	0	0	.000	0	0	.000	0	0	.000	0	0	.000	0	0	0	0	0	0	0	0	0	0	0	0
5	Dave Kurtz	1	0	0	2	.000	0	2	.000	0	0	.000	0	0	.000	0	1	1	0	0	0	0	1	1	0	-4	0
10	Nick B	1	0	6	9	.667	6	9	.667	0	0	.000	0	1	.000	2	3	5	1	0	0	0	1	2	0	-17	12
11	Tom McLoone	1	0	3	11	.273	2	6	.333	1	5	.200	0	0	.000	0	1	1	3	1	0	0	1	1	0	-19	7
12	Sean Gibbons	1	0	6	20	.300	5	17	.294	1	3	.333	0	0	.000	2	2	4	2	0	0	1	0	1	0	-16	13
13	Ty Minuto	0	0	0	0	.000	0	0	.000	0	0	.000	0	0	.000	0	0	0	0	0	0	0	0	0	0	0	0
14	Matt Caldwell	1	0	1	5	.200	1	5	.200	0	0	.000	0	0	.000	2	5	7	2	1	0	0	0	1	0	-18	2
20	Dan McLoone	0	0	0	0	.000	0	0	.000	0	0	.000	0	0	.000	0	0	0	0	0	0	0	0	0	0	0	0
21	Dan Wiseman	1	0	4	9	.444	4	7	.571	0	2	.000	0	0	.000	0	7	7	1	1	2	0	0	1	0	-21	8
	TEAM	1	0	0	0	.000	0	0	.000	0	0	.000	0	0	.000	1	3	4	0	0	0	0	0	0	0	0	0
	TOTALS	1	0	20	56	.357	18	46	.391	2	10	.200	0	1	.000	7	22	29	9	3	2	1	3	7	0	-21	42



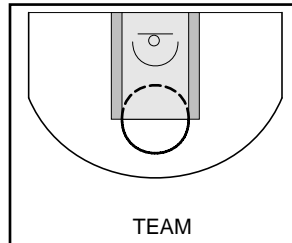
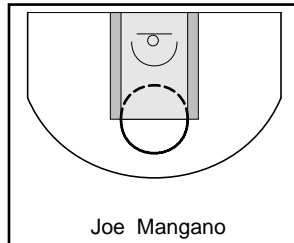
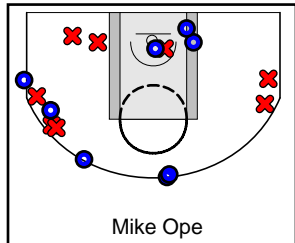
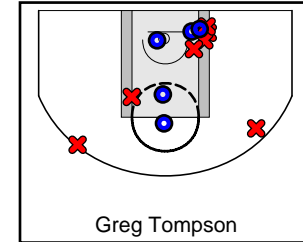
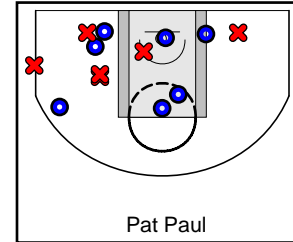
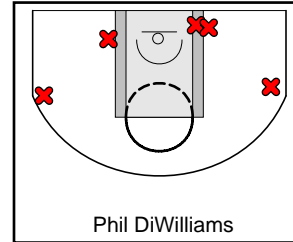

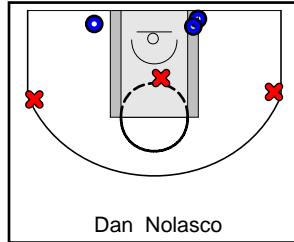
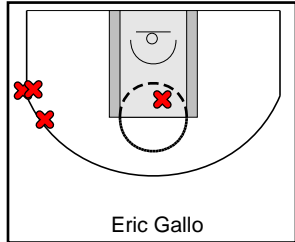
Maroon (B)

7/18/18 Grey B at Maroon (B)

	1	2	T
Grey B	17	25	42
Maroon (B)	24	39	63



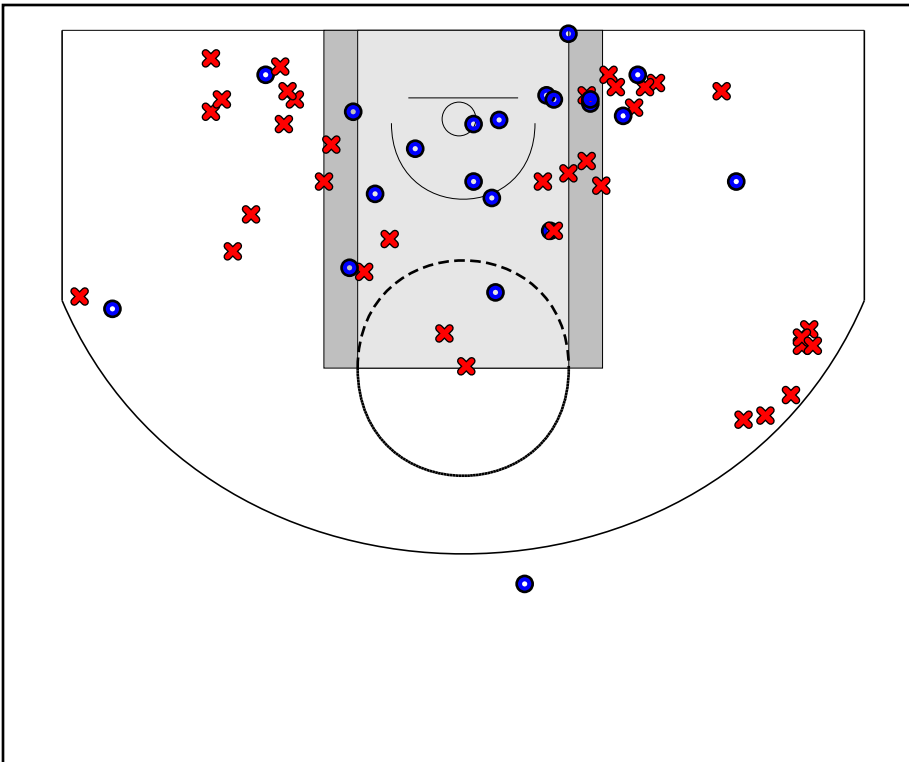
#	Name	G	MIN	FGM	FGA	FG%	2PM	2PA	2P%	3PM	3PA	3P%	FTM	FTA	FT%	OREB	DREB	REB	AST	STL	BLK	DEF	TO	PF	CHG	PM	PTS
3	Eric Gallo	1	0	0	4	.000	0	1	.000	0	3	.000	0	0	.000	1	1	2	5	1	0	0	0	0	0	20	0
4	Dan Nolasco	1	0	3	6	.500	3	4	.750	0	2	.000	0	0	.000	0	3	3	3	0	0	0	1	0	0	13	6
5	Joe DiWilliams	1	0	4	15	.267	2	9	.222	2	6	.333	0	0	.000	1	1	2	3	1	0	2	1	1	0	11	10
10	Phil DiWilliams	1	0	0	5	.000	0	3	.000	0	2	.000	0	0	.000	3	7	10	1	0	1	1	3	0	0	13	0
11	Pat Paul	1	0	7	13	.538	6	11	.545	1	2	.500	0	0	.000	0	3	3	1	1	3	0	0	0	0	14	15
12	Greg Tompson	1	0	5	12	.417	5	10	.500	0	2	.000	1	1	1.000	9	10	19	1	0	2	0	0	0	0	11	11
13	Mike Ope	1	0	8	16	.500	3	6	.500	5	10	.500	0	0	.000	4	5	9	3	0	0	0	0	1	0	13	21
14	Joe Mangano	0	0	0	0	.000	0	0	.000	0	0	.000	0	0	.000	0	0	0	0	0	0	0	0	0	0	0	0
	TEAM	1	0	0	0	.000	0	0	.000	0	0	.000	0	0	.000	0	2	2	0	0	0	0	0	0	0	0	0
	TOTALS	1	0	27	71	.380	19	44	.432	8	27	.296	1	1	1.000	18	32	50	17	3	6	3	5	2	0	21	63



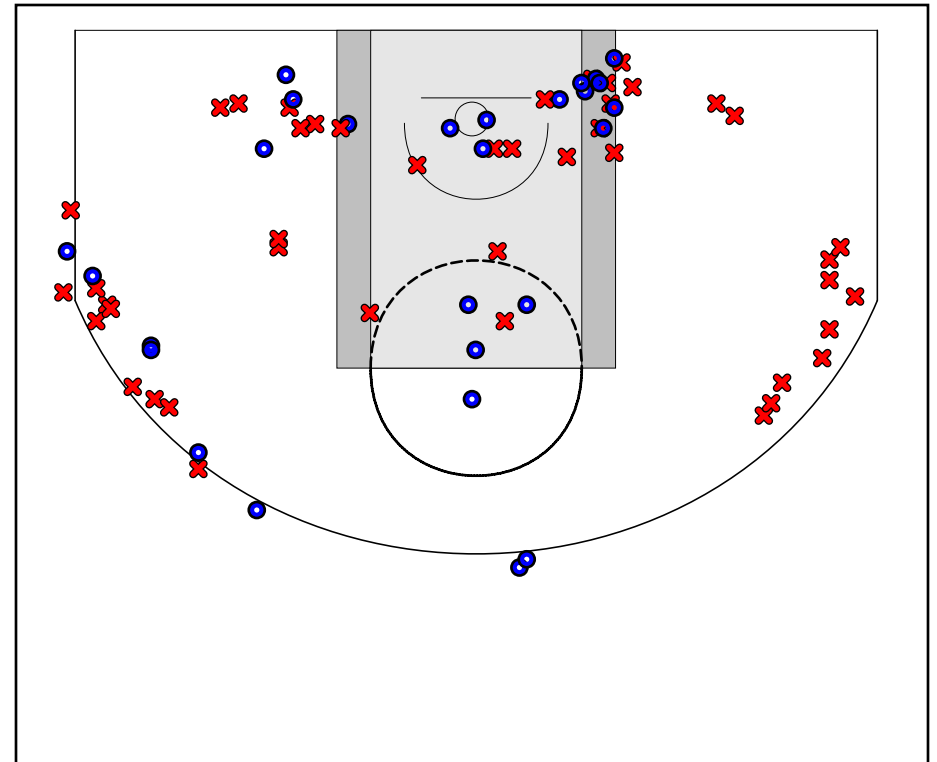
Game Summary Comparison

Statistic	Grey B	Maroon (B)
Points	42	63
<i>Field Goals</i>	20 / 56	27 / 71
<i>2 Point</i>	18 / 46	19 / 44
<i>3 Point</i>	2 / 10	8 / 27
<i>Free Throws</i>	0 / 1	1 / 1
Assists	9	17
Rebounds	29	50
<i>Offensive</i>	7	18
<i>Defensive</i>	22	32
Blocks	2	6
Steals	3	3
Deflections	1	3
Turnovers	3	5
Charges Taken	0	0
Personal Fouls	7	2

Grey B



Maroon (B)



Grey B Turnovers

Period	Clock	Player	Turnover Type
1st Period	0:00	#5 Dave Kurtz	Other
2nd Period	0:00	#10 Nick B	Other
2nd Period	0:00	#11 Tom McLoone	Other

Grey B Fouls

Period	Clock	Player	Foul
1st Period	0:00	#10 Nick B	Other (Def)
1st Period	0:00	#11 Tom McLoone	Other (Def)
1st Period	0:00	#14 Matt Caldwell	Other (Def)
1st Period	0:00	#10 Nick B	Other (Def)
1st Period	0:00	#5 Dave Kurtz	Other (Def)
1st Period	0:00	#12 Sean Gibbons	Other (Def)
2nd Period	0:00	#21 Dan Wiseman	Other (Def)

Maroon (B) Turnovers

Period	Clock	Player	Turnover Type
1st Period	0:00	#10 Phil DiWilliams	Other
2nd Period	0:00	#5 Joe DiWilliams	Other
2nd Period	0:00	#4 Dan Nolasco	Other
2nd Period	0:00	#10 Phil DiWilliams	Other
2nd Period	0:00	#10 Phil DiWilliams	Other

Maroon (B) Fouls

Period	Clock	Player	Foul
2nd Period	0:00	#5 Joe DiWilliams	Other (Def)
2nd Period	0:00	#13 Mike Ope	Other (Def)