

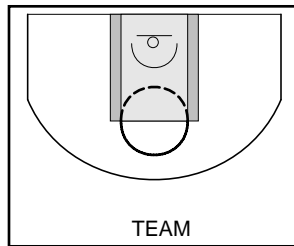
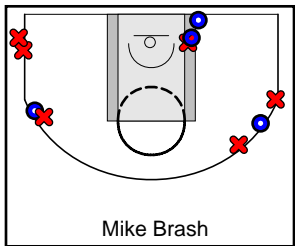
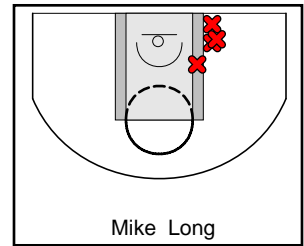
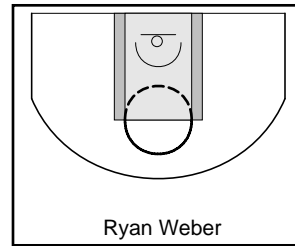
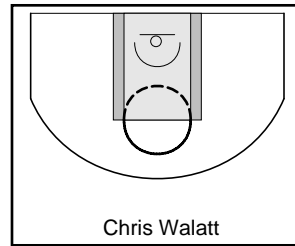
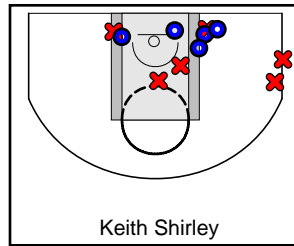
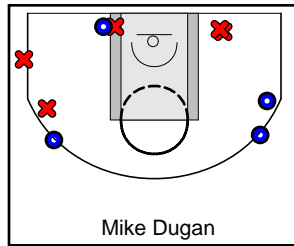
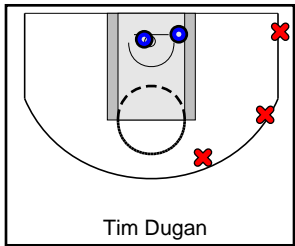
Black (B League)

7/18/18 Black (B League) at Green (B League)

	1	OT1	T
Black (B League)	25	14	39
Green (B League)	20	25	45



#	Name	G	MIN	FGM	FGA	FG%	2PM	2PA	2P%	3PM	3PA	3P%	FTM	FTA	FT%	OREB	DREB	REB	AST	STL	BLK	DEF	TO	PF	CHG	PM	PTS
3	Tim Dugan	1	0	2	5	.400	2	2	1.000	0	3	.000	0	0	.000	0	2	2	5	0	0	1	5	2	0	-8	4
5	Mike Dugan	1	0	4	9	.444	1	4	.250	3	5	.600	1	2	.500	1	2	3	3	2	0	0	6	4	0	-8	12
11	Keith Shirley	1	0	5	11	.455	5	9	.556	0	2	.000	0	0	.000	2	5	7	1	1	0	0	3	4	0	-8	10
12	Chris Walatt	0	0	0	0	.000	0	0	.000	0	0	.000	0	0	.000	0	0	0	0	0	0	0	0	0	0	0	0
14	Ryan Weber	0	0	0	0	.000	0	0	.000	0	0	.000	0	0	.000	0	0	0	0	0	0	0	0	0	0	0	0
15	Mike Long	1	0	0	4	.000	0	4	.000	0	0	.000	0	2	.000	1	3	4	1	1	1	0	0	1	0	-8	0
20	Mike Brash	1	0	4	10	.400	2	3	.667	2	7	.286	1	1	1.000	2	9	11	0	0	1	0	1	3	0	-8	11
	TEAM	0	0	1	1	1.000	1	1	1.000	0	0	.000	0	0	.000	0	0	0	0	0	0	0	0	0	0	0	2
	TOTALS	1	0	16	40	.400	11	23	.478	5	17	.294	2	5	.400	6	21	27	10	4	2	1	15	14	0	-6	39



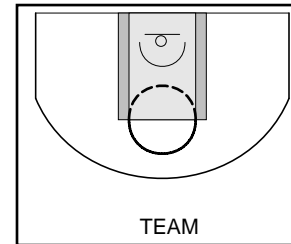
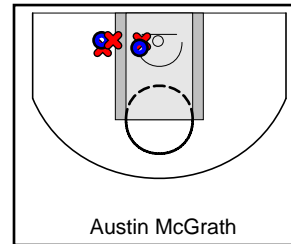
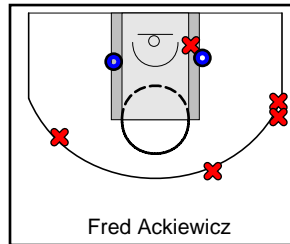
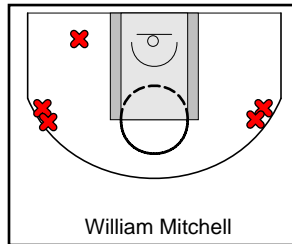
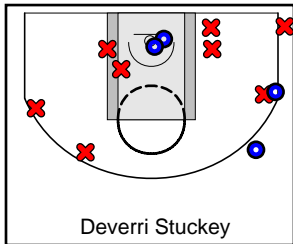
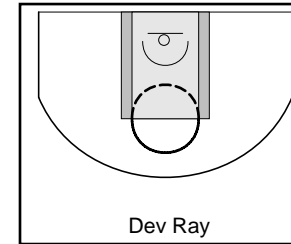
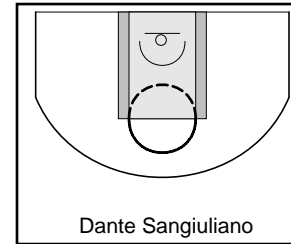
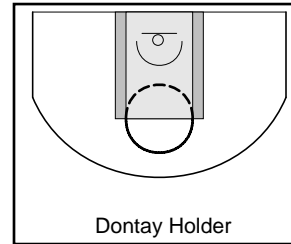
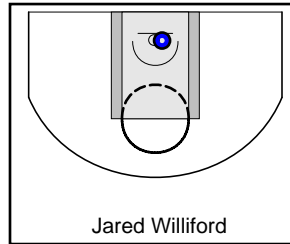
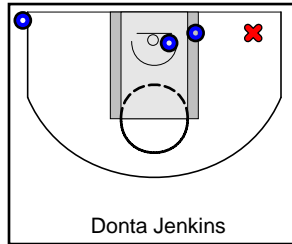

Green (B League)

7/18/18 Black (B League) at Green (B League)

	1	OT1	T
Black (B League)	25	14	39
Green (B League)	20	25	45



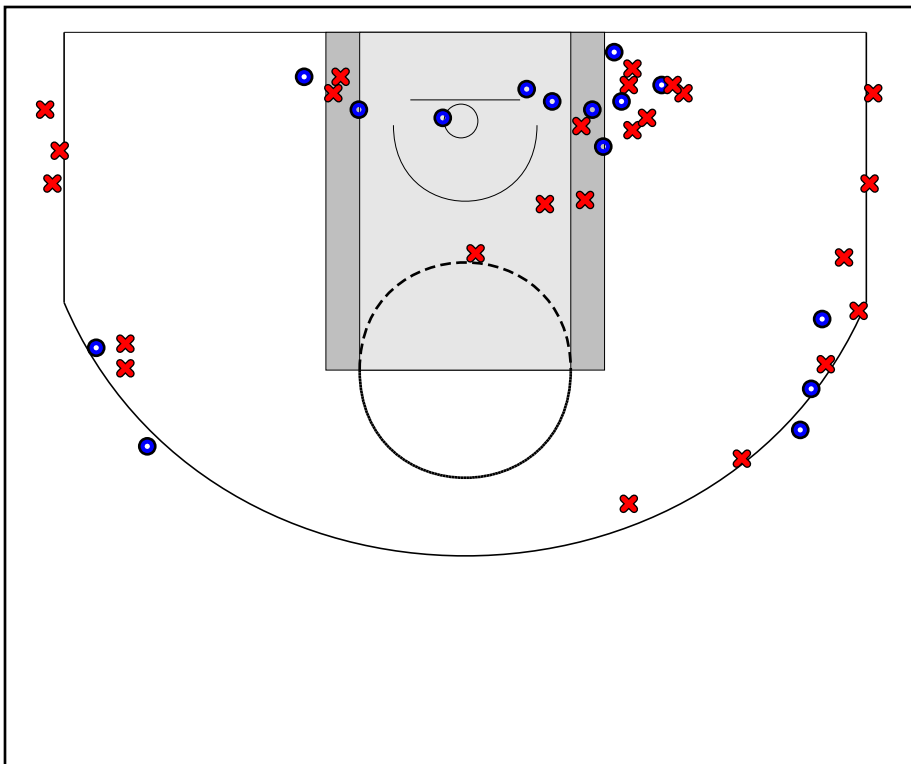
#	Name	G	MIN	FGM	FGA	FG%	2PM	2PA	2P%	3PM	3PA	3P%	FTM	FTA	FT%	OREB	DREB	REB	AST	STL	BLK	DEF	TO	PF	CHG	PM	PTS
3	Jeff Williford	1	0	6	13	.462	4	8	.500	2	5	.400	3	6	.500	0	6	6	0	1	0	0	0	0	0	12	17
4	Donta Jenkins	1	0	3	4	.750	2	3	.667	1	1	1.000	0	0	.000	2	1	3	0	0	1	0	3	1	0	-9	7
5	Jared Williford	1	0	1	1	1.000	1	1	1.000	0	0	.000	0	0	.000	0	0	0	0	0	0	0	2	0	0	-4	2
6	Dontay Holder	0	0	0	0	.000	0	0	.000	0	0	.000	0	0	.000	0	0	0	0	0	0	0	0	0	0	0	0
11	Dante Sangiuliano	1	0	0	0	.000	0	0	.000	0	0	.000	0	0	.000	0	1	1	0	0	0	0	0	1	0	1	0
12	Dev Ray	0	0	0	0	.000	0	0	.000	0	0	.000	0	0	.000	0	0	0	0	0	0	0	0	0	0	0	0
13	Deverri Stuckey	1	0	4	12	.333	2	6	.333	2	6	.333	0	2	.000	2	1	3	3	2	0	0	1	4	0	13	10
14	William Mitchell	1	0	0	5	.000	0	1	.000	0	4	.000	0	0	.000	0	2	2	1	0	0	0	0	1	0	5	0
15	Fred Ackiewicz	1	0	2	7	.286	2	3	.667	0	4	.000	1	4	.250	0	3	3	4	2	1	0	1	0	0	8	5
20	Austin McGrath	1	0	2	5	.400	2	5	.400	0	0	.000	0	0	.000	3	4	7	0	0	1	0	0	4	0	14	4
	TEAM	1	0	0	0	.000	0	0	.000	0	0	.000	0	0	.000	0	1	1	0	0	0	0	0	0	0	0	0
	TOTALS	1	0	18	47	.383	13	27	.481	5	20	.250	4	12	.333	7	19	26	8	5	3	0	7	11	0	6	45



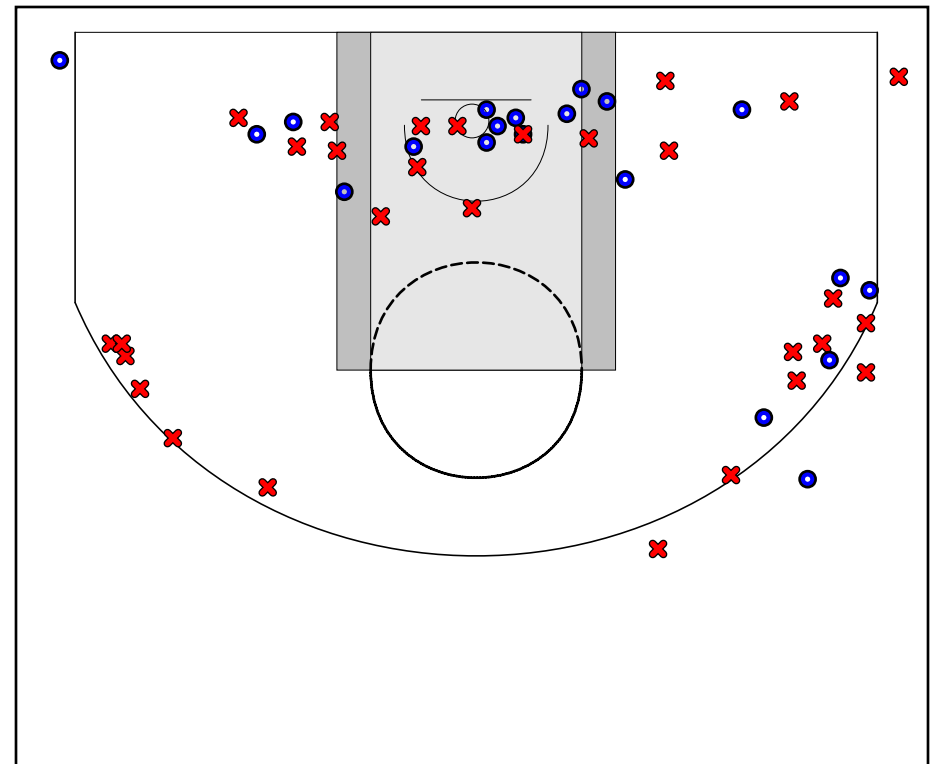
Game Summary Comparison

Statistic	Black (B League)	Green (B League)
Points	39	45
<i>Field Goals</i>	16 / 40	18 / 47
<i>2 Point</i>	11 / 23	13 / 27
<i>3 Point</i>	5 / 17	5 / 20
<i>Free Throws</i>	2 / 5	4 / 12
Assists	10	8
Rebounds	27	26
<i>Offensive</i>	6	7
<i>Defensive</i>	21	19
Blocks	2	3
Steals	4	5
Deflections	1	0
Turnovers	15	7
Charges Taken	0	0
Personal Fouls	14	11

Black (B League)



Green (B League)



Black (B League) Turnovers

Period	Clock	Player	Turnover Type
1st Period	0:00	#11 Keith Shirley	Other
1st Period	0:00	#3 Tim Dugan	Other
1st Period	0:00	#5 Mike Dugan	Other
1st Period	0:00	#3 Tim Dugan	Other
1st Period	0:00	#11 Keith Shirley	Other
2nd Period	0:00	#3 Tim Dugan	Other
2nd Period	0:00	#11 Keith Shirley	Other
2nd Period	0:00	#5 Mike Dugan	Other
2nd Period	0:00	#20 Mike Brash	Other
2nd Period	0:00	#5 Mike Dugan	Other
2nd Period	0:00	#3 Tim Dugan	Other
2nd Period	0:00	#5 Mike Dugan	Other
2nd Period	0:00	#5 Mike Dugan	Other
2nd Period	0:00	#5 Mike Dugan	Other
2nd Period	0:00	#3 Tim Dugan	Other

Black (B League) Fouls

Period	Clock	Player	Foul
1st Period	0:00	#11 Keith Shirley	Other (Def)
2nd Period	0:00	#3 Tim Dugan	Other (Def)
2nd Period	0:00	#11 Keith Shirley	Other (Def)
2nd Period	0:00	#3 Tim Dugan	Other (Def)
2nd Period	0:00	#5 Mike Dugan	Other (Def)
2nd Period	0:00	#5 Mike Dugan	Other (Def)
2nd Period	0:00	#15 Mike Long	Other (Def)
2nd Period	0:00	#5 Mike Dugan	Other (Def)
2nd Period	0:00	#11 Keith Shirley	Other (Def)
2nd Period	0:00	#20 Mike Brash	Other (Def)
2nd Period	0:00	#5 Mike Dugan	Other (Def)
2nd Period	0:00	#11 Keith Shirley	Other (Def)
2nd Period	0:00	#20 Mike Brash	Other (Def)
2nd Period	0:00	#20 Mike Brash	Other (Def)

Green (B League) Turnovers

Period	Clock	Player	Turnover Type
1st Period	0:00	#15 Fred Ackiewicz	Other
1st Period	0:00	#4 Donta Jenkins	Other
1st Period	0:00	#4 Donta Jenkins	Other
2nd Period	0:00	#5 Jared Williford	Other
2nd Period	0:00	#4 Donta Jenkins	Other
2nd Period	0:00	#5 Jared Williford	Other
2nd Period	0:00	#13 Deverri Stuckey	Other

Green (B League) Fouls

Period	Clock	Player	Foul
1st Period	0:00	#20 Austin McGrath	Other (Def)
1st Period	0:00	#20 Austin McGrath	Other (Def)
1st Period	0:00	#4 Donta Jenkins	Other (Def)
1st Period	0:00	#14 William Mitchell	Other (Def)
1st Period	0:00	#13 Deverri Stuckey	Other (Def)
2nd Period	0:00	#13 Deverri Stuckey	Other (Def)
2nd Period	0:00	#11 Dante Sangiuliano	Other (Def)
2nd Period	0:00	#20 Austin McGrath	Other (Def)
2nd Period	0:00	#13 Deverri Stuckey	Other (Def)
2nd Period	0:00	#20 Austin McGrath	Other (Def)
2nd Period	0:00	#13 Deverri Stuckey	Other (Def)