

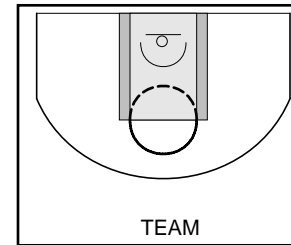
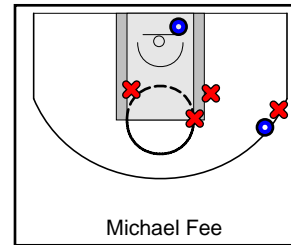
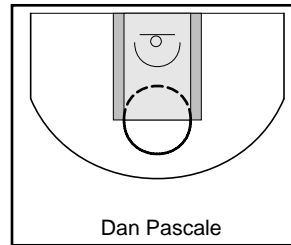
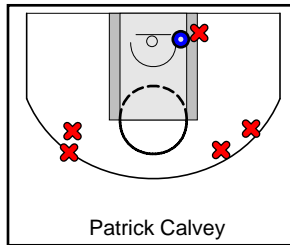
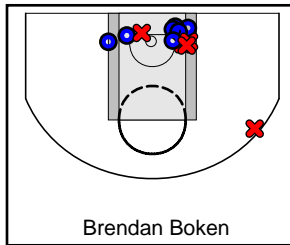
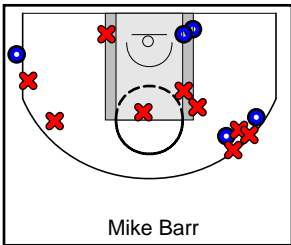
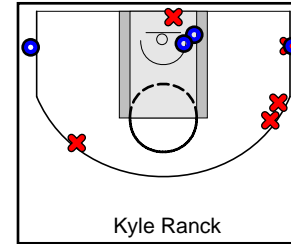
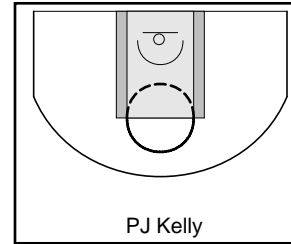
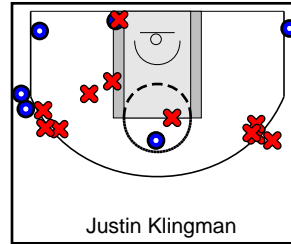
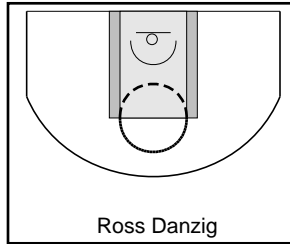
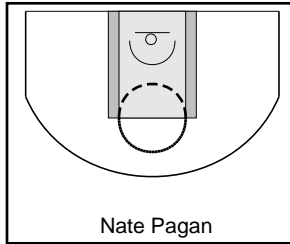
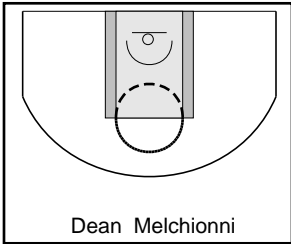
Danzig ORANGE

7/18/17 Danzig ORANGE at Griffin MAROON

	1	2	T
Danzig ORANGE	30	36	66
Griffin MAROON	39	32	71



#	Name	G	MIN	FGM	FGA	FG%	2PM	2PA	2P%	3PM	3PA	3P%	FTM	FTA	FT%	OREB	DREB	REB	AST	STL	BLK	DEF	TO	PF	CHG	PM	PTS
0	Dean Melchionni	0	0	0	0	.000	0	0	.000	0	0	.000	0	0	.000	0	0	0	0	0	0	0	0	0	0	0	0
0	Nate Pagan	0	0	0	0	.000	0	0	.000	0	0	.000	0	0	.000	0	0	0	0	0	0	0	0	0	0	0	0
3	Ross Danzig	0	0	0	0	.000	0	0	.000	0	0	.000	0	0	.000	0	0	0	0	0	0	0	0	0	0	0	0
4	Justin Klingman	1	0	6	17	.353	2	6	.333	4	11	.364	0	0	.000	1	4	5	4	0	0	1	0	1	0	-2	16
5	PJ Kelly	0	0	0	0	.000	0	0	.000	0	0	.000	0	0	.000	0	0	0	0	0	0	0	0	0	0	0	0
10	Kyle Ranck	1	0	4	9	.444	2	3	.667	2	6	.333	0	0	.000	1	9	10	0	0	0	0	0	2	0	-7	10
12	Mike Barr	1	0	5	14	.357	2	6	.333	3	8	.375	2	2	1.000	0	4	4	2	0	1	1	1	3	0	-5	15
13	Brendan Boken	1	0	7	12	.583	7	11	.636	0	1	.000	2	4	.500	4	3	7	1	0	2	0	1	2	0	-4	16
15	Patrick Calvey	1	0	1	6	.167	1	3	.333	0	3	.000	0	0	.000	0	8	8	3	0	2	1	1	4	0	5	2
20	Dan Pascale	0	0	0	0	.000	0	0	.000	0	0	.000	0	0	.000	0	0	0	0	0	0	0	0	0	0	0	0
21	Michael Fee	1	0	2	6	.333	1	4	.250	1	2	.500	2	2	1.000	1	0	1	3	1	1	0	0	2	0	-12	7
	TEAM	1	0	0	0	.000	0	0	.000	0	0	.000	0	0	.000	0	2	2	0	0	0	0	1	1	0	0	0
	TOTALS	1	0	25	64	.391	15	33	.455	10	31	.323	6	8	.750	7	30	37	13	1	6	3	4	15	0	-5	66



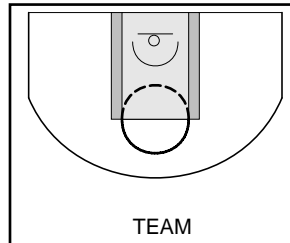
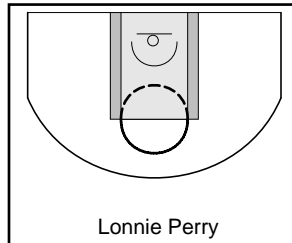

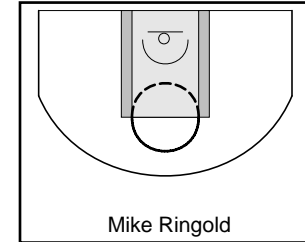
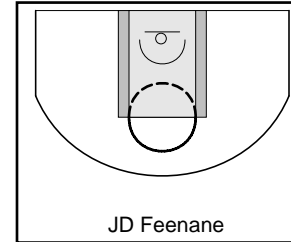
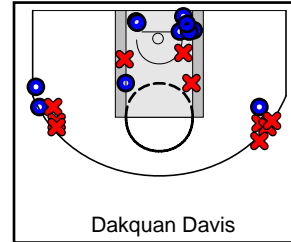
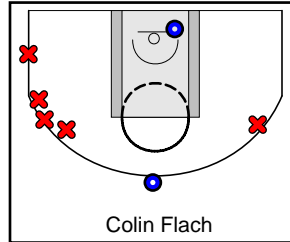
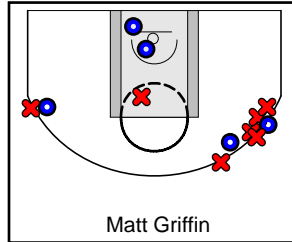
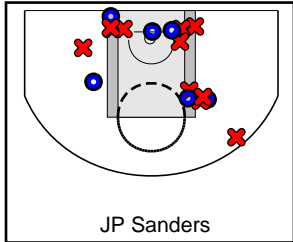
Griffin MAROON

7/18/17 Danzig ORANGE at Griffin MAROON

	1	2	T
Danzig ORANGE	30	36	66
Griffin MAROON	39	32	71



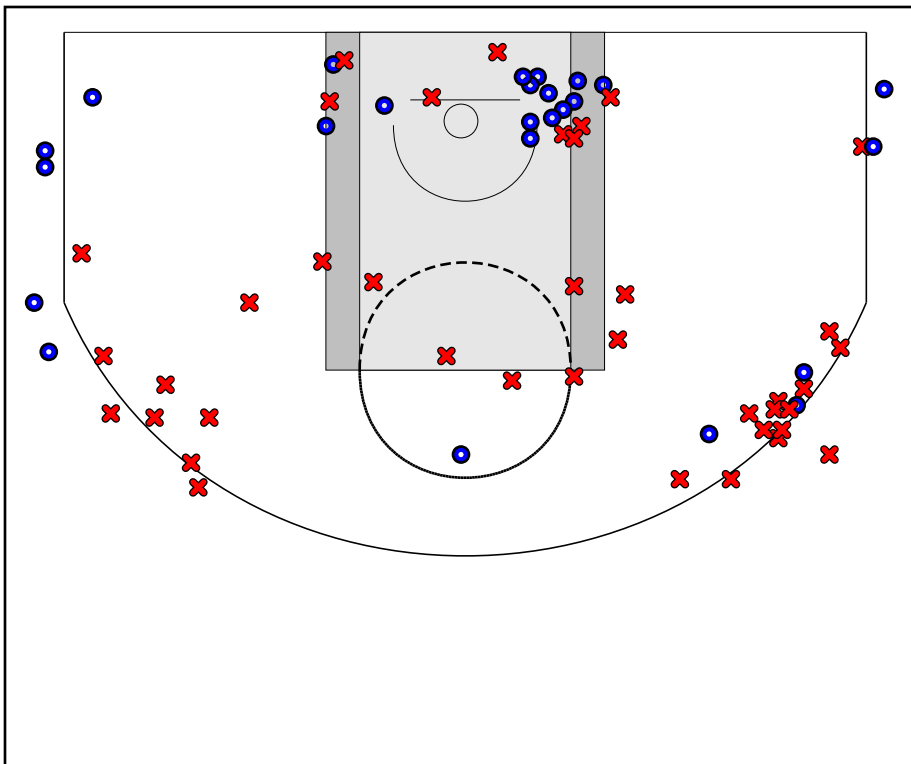
#	Name	G	MIN	FGM	FGA	FG%	2PM	2PA	2P%	3PM	3PA	3P%	FTM	FTA	FT%	OREB	DREB	REB	AST	STL	BLK	DEF	TO	PF	CHG	PM	PTS
3	JP Sanders	1	0	6	17	.353	6	16	.375	0	1	.000	2	4	.500	2	2	4	2	1	0	2	0	4	0	5	14
4	Matt Griffin	1	0	5	12	.417	2	3	.667	3	9	.333	2	2	1.000	0	7	7	3	0	0	0	0	1	0	5	15
5	Colin Flach	1	0	2	7	.286	1	1	1.000	1	6	.167	0	0	.000	0	2	2	0	0	0	0	0	0	0	5	5
10	Dakquan Davis	1	0	11	21	.524	8	11	.727	3	10	.300	5	6	.833	2	8	10	0	0	0	0	0	1	0	5	30
11	JD Feenane	0	0	0	0	.000	0	0	.000	0	0	.000	0	0	.000	0	0	0	0	0	0	0	0	0	0	0	0
12	Mike Ringold	0	0	0	0	.000	0	0	.000	0	0	.000	0	0	.000	0	0	0	0	0	0	0	0	0	0	0	0
13	Mike Wild	1	0	3	10	.300	2	7	.286	1	3	.333	0	0	.000	2	7	9	7	1	0	0	1	2	0	5	7
14	Lonnie Perry	0	0	0	0	.000	0	0	.000	0	0	.000	0	0	.000	0	0	0	0	0	0	0	0	0	0	0	0
	TEAM	1	0	0	0	.000	0	0	.000	0	0	.000	0	0	.000	0	2	2	0	0	0	0	0	0	0	0	0
	TOTALS	1	0	27	67	.403	19	38	.500	8	29	.276	9	12	.750	6	28	34	12	2	0	2	1	8	0	5	71



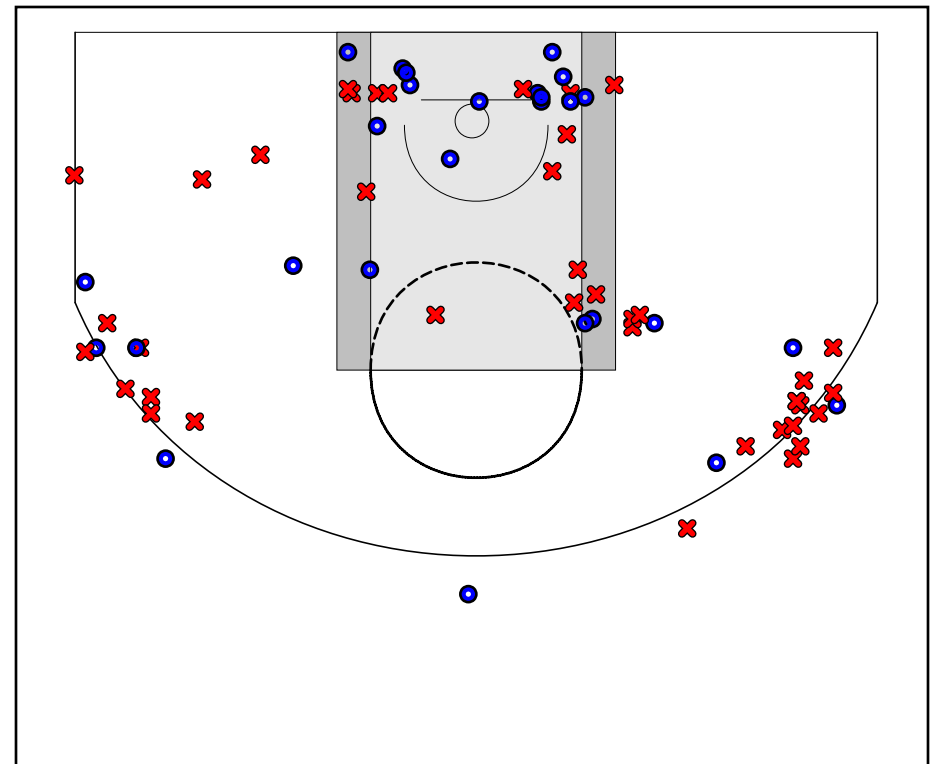
Game Summary Comparison

Statistic	Danzig ORANGE	Griffin MAROON
Points	66	71
<i>Field Goals</i>	25 / 64	27 / 67
2 Point	15 / 33	19 / 38
3 Point	10 / 31	8 / 29
<i>Free Throws</i>	6 / 8	9 / 12
Assists	13	12
Rebounds	37	34
<i>Offensive</i>	7	6
<i>Defensive</i>	30	28
Blocks	6	0
Steals	1	2
Deflections	3	2
Turnovers	4	1
Charges Taken	0	0
Personal Fouls	15	8

Danzig ORANGE



Griffin MAROON



Danzig ORANGE Turnovers

Period	Clock	Player	Turnover Type
1st Period	0:00	Team	Other
2nd Period	0:00	#15 Patrick Calvey	Other
2nd Period	0:00	#13 Brendan Boken	Other
2nd Period	0:00	#12 Mike Barr	Other

Danzig ORANGE Fouls

Period	Clock	Player	Foul
1st Period	0:00	#15 Patrick Calvey	Other (Def)
1st Period	0:00	#15 Patrick Calvey	Other (Def)
1st Period	0:00	#21 Michael Fee	Other (Def)
1st Period	0:00	#15 Patrick Calvey	Other (Def)
1st Period	0:00	The team	Other (Def)
2nd Period	0:00	#4 Justin Klingman	Other (Def)
2nd Period	0:00	#15 Patrick Calvey	Other (Def)
2nd Period	0:00	#12 Mike Barr	Other (Def)
2nd Period	0:00	#21 Michael Fee	Other (Def)
2nd Period	0:00	#13 Brendan Boken	Other (Def)
2nd Period	0:00	#13 Brendan Boken	Other (Def)
2nd Period	0:00	#12 Mike Barr	Other (Def)
2nd Period	0:00	#10 Kyle Ranck	Other (Def)
2nd Period	0:00	#10 Kyle Ranck	Other (Def)
2nd Period	0:00	#12 Mike Barr	Other (Def)

Griffin MAROON Turnovers

Period	Clock	Player	Turnover Type
2nd Period	0:00	#13 Mike Wild	Other

Griffin MAROON Fouls

Period	Clock	Player	Foul
1st Period	0:00	#10 Dakquan Davis	Other (Def)
1st Period	0:00	#3 JP Sanders	Other (Def)
1st Period	0:00	#3 JP Sanders	Other (Def)
2nd Period	0:00	#3 JP Sanders	Other (Def)
2nd Period	0:00	#13 Mike Wild	Other (Def)
2nd Period	0:00	#3 JP Sanders	Other (Def)
2nd Period	0:00	#4 Matt Griffin	Other (Def)
2nd Period	0:00	#13 Mike Wild	Other (Def)