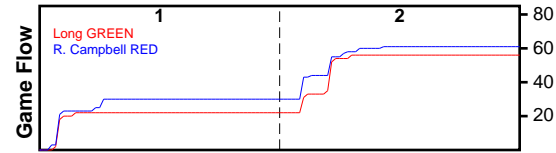


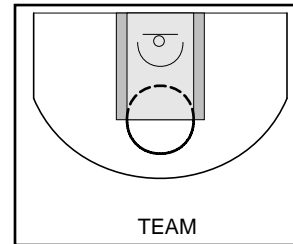
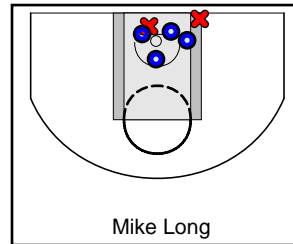
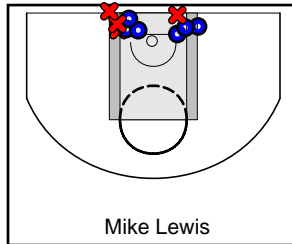
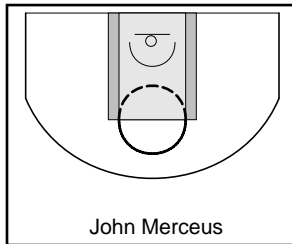
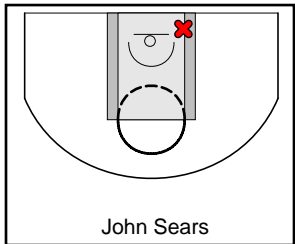
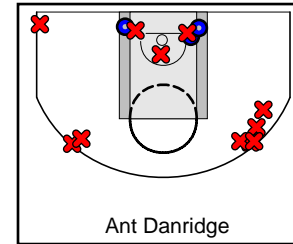

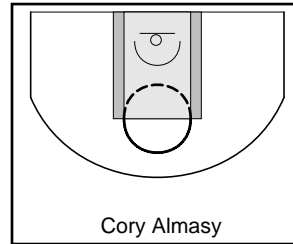
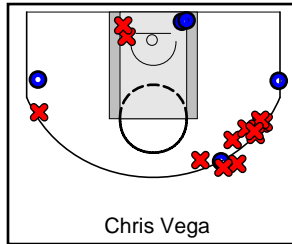
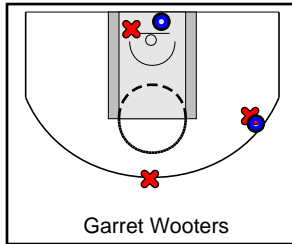
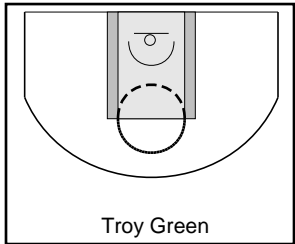
Long GREEN

7/17/17 Long GREEN at R. Campbell RED

	1	2	T
Long GREEN	22	34	56
R. Campbell RED	30	31	61



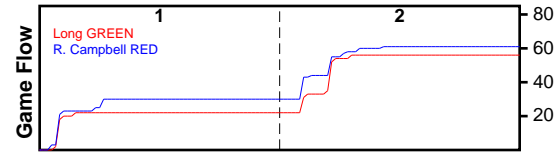
#	Name	G	MIN	FGM	FGA	FG%	2PM	2PA	2P%	3PM	3PA	3P%	FTM	FTA	FT%	OREB	DREB	REB	AST	STL	BLK	DEF	TO	PF	CHG	PM	PTS
3	Troy Green	0	0	0	0	.000	0	0	.000	0	0	.000	0	0	.000	0	0	0	0	0	0	0	0	0	0	0	0
4	Garret Wooters	1	36	2	5	.400	1	2	.500	1	3	.333	0	0	.000	2	3	5	1	0	0	0	1	1	0	-5	5
5	Chris Vega	1	39	5	18	.278	2	4	.500	3	14	.214	1	1	1.000	1	2	3	2	4	0	0	1	1	0	-1	14
10	Cory Almasy	0	0	0	0	.000	0	0	.000	0	0	.000	0	0	.000	0	0	0	0	0	0	0	0	0	0	0	
11	Ryan Weber	1	8	3	7	.429	0	3	.000	3	4	.750	0	0	.000	0	4	4	0	1	0	1	0	3	0	3	9
13	Ant Danridge	1	40	3	14	.214	3	6	.500	0	8	.000	2	3	.667	0	3	3	2	0	0	0	3	0	0	0	8
14	John Sears	1	31	0	1	.000	0	1	.000	0	0	.000	0	0	.000	1	0	1	0	0	0	0	0	0	0	-5	0
14	John Merceus	0	0	0	0	.000	0	0	.000	0	0	.000	0	0	.000	0	0	0	0	0	0	0	0	0	0	0	
15	Mike Lewis	1	24	6	10	.600	6	10	.600	0	0	.000	0	1	.000	6	5	11	0	1	3	0	4	1	0	-3	12
20	Mike Long	1	25	4	6	.667	4	6	.667	0	0	.000	0	0	.000	4	5	9	0	0	0	0	1	5	0	-4	8
	TEAM	1	0	0	0	.000	0	0	.000	0	0	.000	0	0	.000	1	0	1	0	0	0	0	0	0	0	0	
	TOTALS	1	40	23	61	.377	16	32	.500	7	29	.241	3	5	.600	15	22	37	5	6	3	1	10	11	0	-5	56



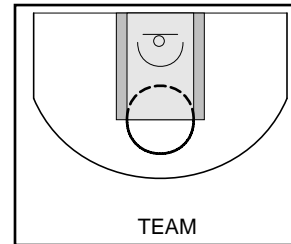
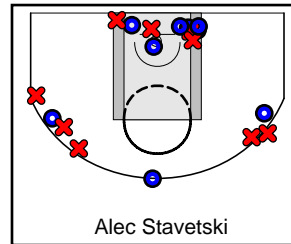
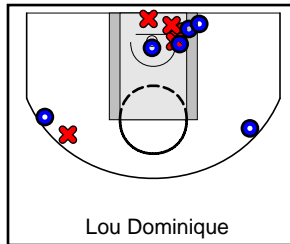
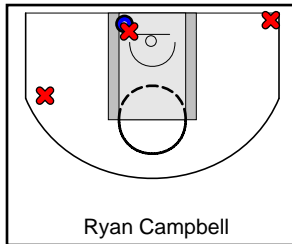
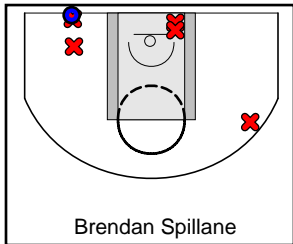
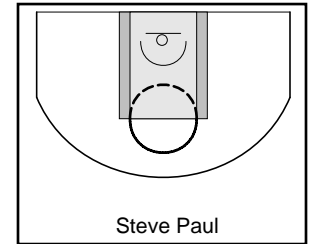
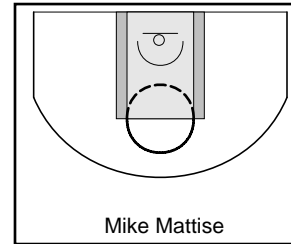
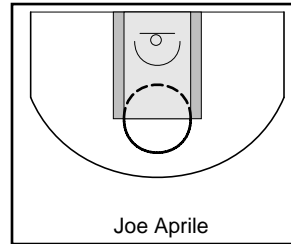
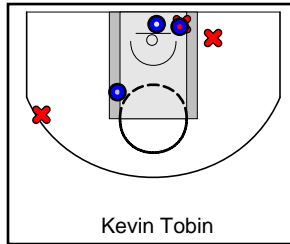
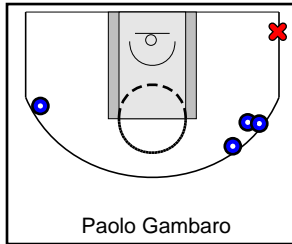
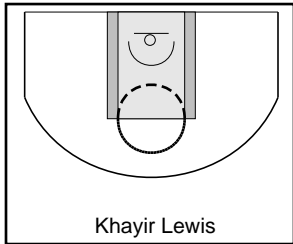
R. Campbell RED

7/17/17 Long GREEN at R. Campbell RED

	1	2	T
Long GREEN	22	34	56
R. Campbell RED	30	31	61



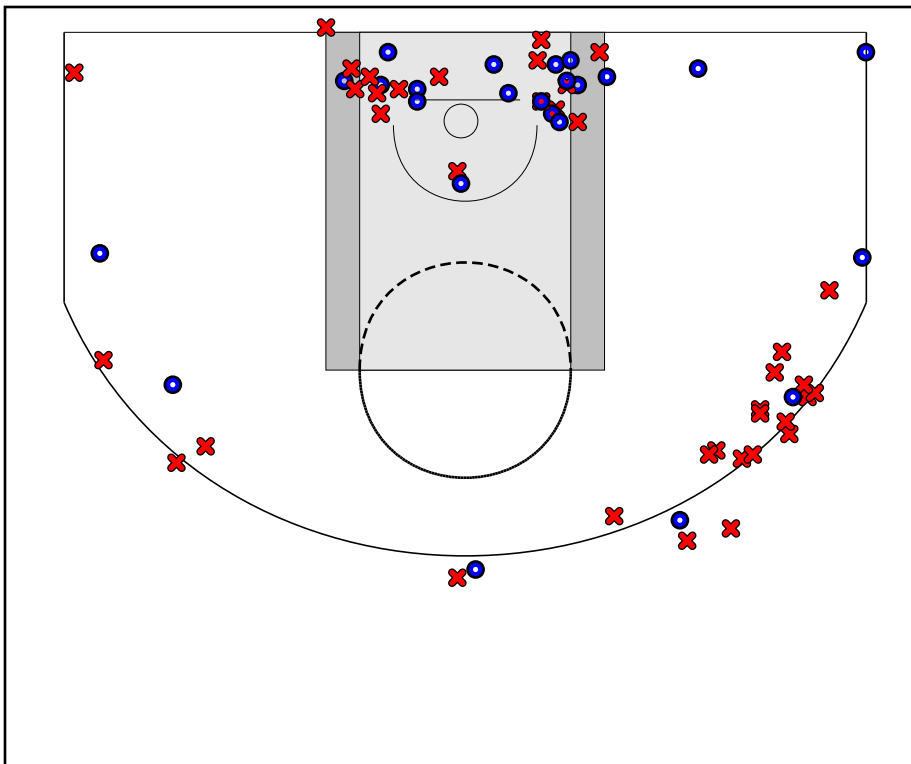
#	Name	G	MIN	FGM	FGA	FG%	2PM	2PA	2P%	3PM	3PA	3P%	FTM	FTA	FT%	OREB	DREB	REB	AST	STL	BLK	DEF	TO	PF	CHG	PM	PTS
0	Khayir Lewis	0	0	0	0	.000	0	0	.000	0	0	.000	0	0	.000	0	0	0	0	0	0	0	0	0	0	0	0
3	Paolo Gambaro	1	37	4	5	.800	0	0	.000	4	5	.800	1	2	.500	0	2	2	2	1	0	0	0	2	0	2	13
4	Kevin Tobin	1	22	3	6	.500	3	5	.600	0	1	.000	0	0	.000	2	1	3	0	1	0	0	1	4	0	0	6
5	Joe Aprile	0	0	0	0	.000	0	0	.000	0	0	.000	0	0	.000	0	0	0	0	0	0	0	0	0	0	0	0
10	Mike Mattise	0	0	0	0	.000	0	0	.000	0	0	.000	0	0	.000	0	0	0	0	0	0	0	0	0	0	0	0
11	Steve Paul	0	0	0	0	.000	0	0	.000	0	0	.000	0	0	.000	0	0	0	0	0	0	0	0	0	0	0	0
12	Brendan Spillane	1	24	1	6	.167	1	5	.200	0	1	.000	0	0	.000	0	0	0	0	1	0	0	1	0	0	6	2
13	Ryan Campbell	1	40	1	4	.250	1	2	.500	0	2	.000	0	0	.000	0	4	4	7	2	0	2	1	1	0	3	2
14	Lou Dominique	1	39	6	11	.545	4	8	.500	2	3	.667	1	1	1.000	2	9	11	1	1	0	0	3	0	0	1	15
15	Alec Stavetski	1	40	9	18	.500	6	10	.600	3	8	.375	2	5	.400	0	6	6	0	1	0	0	4	1	0	3	23
	TEAM	1	0	0	0	.000	0	0	.000	0	0	.000	0	0	.000	1	4	5	0	0	0	0	0	0	0	0	0
	TOTALS	1	40	24	50	.480	15	30	.500	9	20	.450	4	8	.500	5	26	31	10	7	0	2	10	8	0	5	61



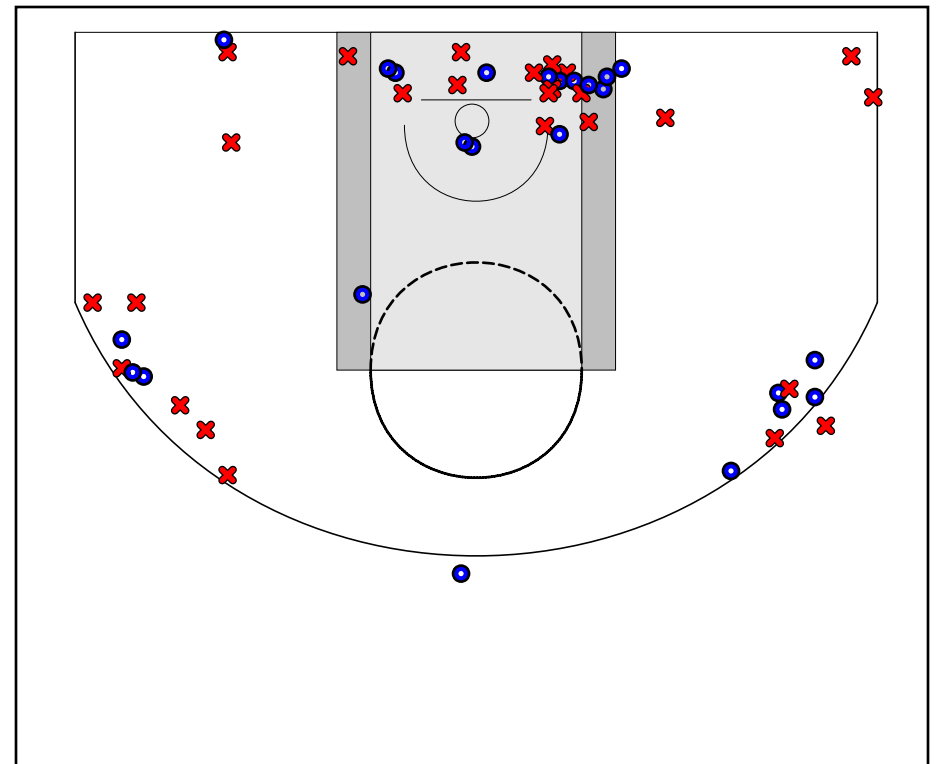
Game Summary Comparison

Statistic	Long GREEN	R. Campbell RED
Points	56	61
<i>Field Goals</i>	23 / 61	24 / 50
<i>2 Point</i>	16 / 32	15 / 30
<i>3 Point</i>	7 / 29	9 / 20
<i>Free Throws</i>	3 / 5	4 / 8
Assists	5	10
Rebounds	37	31
<i>Offensive</i>	15	5
<i>Defensive</i>	22	26
Blocks	3	0
Steals	6	7
Deflections	1	2
Turnovers	10	10
Charges Taken	0	0
Personal Fouls	11	8

Long GREEN



R. Campbell RED



Long GREEN Turnovers

Period	Clock	Player	Turnover Type
1st Period	19:33	#20 Mike Long	Other
1st Period	18:45	#13 Ant Danridge	Other
1st Period	18:19	#13 Ant Danridge	Other
1st Period	18:19	#4 Garret Wooters	Other
1st Period	18:19	#15 Mike Lewis	Other
1st Period	18:19	#13 Ant Danridge	Other
1st Period	18:19	#15 Mike Lewis	Other
1st Period	15:09	#15 Mike Lewis	Other
2nd Period	17:55	#15 Mike Lewis	Other
2nd Period	16:51	#5 Chris Vega	Other

Long GREEN Fouls

Period	Clock	Player	Foul
1st Period	17:20	#11 Ryan Weber	Other (Def)
1st Period	14:28	#11 Ryan Weber	Other (Def)
2nd Period	17:55	#5 Chris Vega	Other (Def)
2nd Period	17:55	#15 Mike Lewis	Other (Def)
2nd Period	17:09	#11 Ryan Weber	Other (Def)
2nd Period	15:30	#4 Garret Wooters	Other (Def)
2nd Period	14:20	#20 Mike Long	Other (Def)
2nd Period	13:29	#20 Mike Long	Other (Def)
2nd Period	12:52	#20 Mike Long	Other (Def)
2nd Period	11:44	#20 Mike Long	Other (Def)
2nd Period	11:24	#20 Mike Long	Other (Def)

R. Campbell RED Turnovers

Period	Clock	Player	Turnover Type
1st Period	18:19	#15 Alec Stavetski	Other
1st Period	18:19	#15 Alec Stavetski	Other
1st Period	18:19	#15 Alec Stavetski	Other
1st Period	16:34	#12 Brendan Spillane	Other
2nd Period	17:55	#14 Lou Dominique	Other
2nd Period	15:33	#14 Lou Dominique	Other
2nd Period	15:33	#15 Alec Stavetski	Other
2nd Period	15:30	#13 Ryan Campbell	Other
2nd Period	15:30	#14 Lou Dominique	Other
2nd Period	15:30	#4 Kevin Tobin	Other

R. Campbell RED Fouls

Period	Clock	Player	Foul
1st Period	18:19	#3 Paolo Gambaro	Other (Def)
1st Period	18:19	#13 Ryan Campbell	Other (Def)
1st Period	18:19	#15 Alec Stavetski	Other (Def)
1st Period	17:48	#4 Kevin Tobin	Other (Def)
2nd Period	17:55	#4 Kevin Tobin	Other (Def)
2nd Period	17:55	#4 Kevin Tobin	Other (Def)
2nd Period	15:33	#3 Paolo Gambaro	Other (Def)
2nd Period	12:19	#4 Kevin Tobin	Other (Def)