

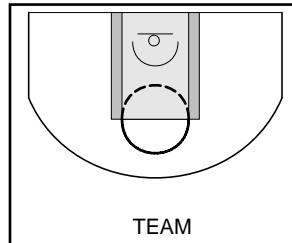
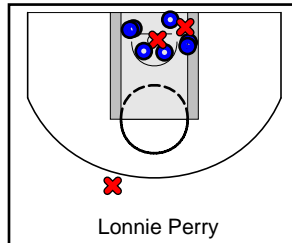
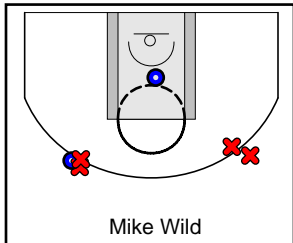
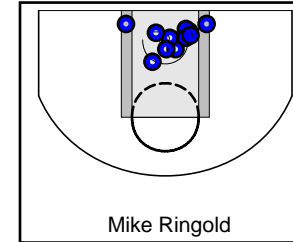
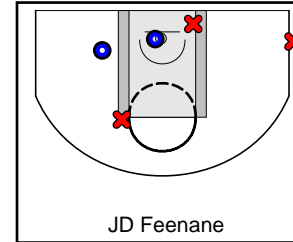
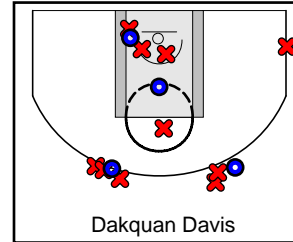
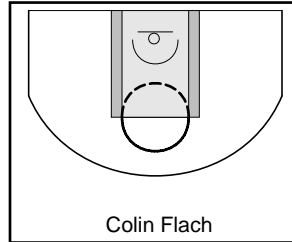
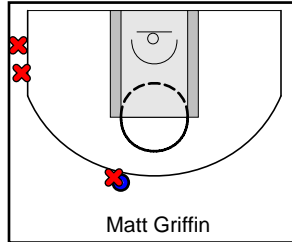
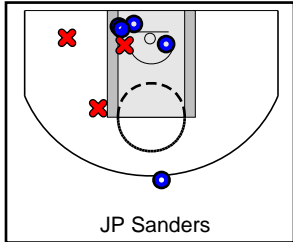
Griffin MAROON

7/13/17 Griffin MAROON at Boyle TEAL

	1	2	T
Griffin MAROON	36	40	76
Boyle TEAL	28	39	67



#	Name	G	MIN	FGM	FGA	FG%	2PM	2PA	2P%	3PM	3PA	3P%	FTM	FTA	FT%	OREB	DREB	REB	AST	STL	BLK	DEF	TO	PF	CHG	PM	PTS
3	JP Sanders	1	0	5	8	.625	5	8	.625	0	0	.000	2	4	.500	1	3	4	3	1	0	2	1	4	0	5	12
4	Matt Griffin	1	0	1	4	.250	0	0	.000	1	4	.250	2	2	1.000	0	3	3	8	1	0	1	3	0	0	10	5
5	Colin Flach	0	0	0	0	.000	0	0	.000	0	0	.000	0	0	.000	0	0	0	0	0	0	0	0	0	0	0	0
10	Dakquan Davis	1	0	4	14	.286	2	6	.333	2	8	.250	0	0	.000	2	2	4	3	1	0	0	1	0	0	8	10
11	JD Feenane	1	0	2	5	.400	2	4	.500	0	1	.000	0	0	.000	0	2	2	0	0	0	0	0	0	0	-1	4
12	Mike Ringold	1	0	11	11	1.000	11	11	1.000	0	0	.000	2	4	.500	0	6	6	1	0	0	0	1	0	0	13	24
13	Mike Wild	1	0	2	6	.333	1	1	1.000	1	5	.200	2	2	1.000	0	8	8	4	0	0	2	0	0	0	14	7
14	Lonnie Perry	1	0	7	10	.700	7	9	.778	0	1	.000	0	0	.000	2	7	9	0	0	0	0	0	1	0	1	14
	TEAM	1	0	0	0	.000	0	0	.000	0	0	.000	0	0	.000	1	3	4	0	0	0	0	1	0	0	0	0
	TOTALS	1	0	32	58	.552	28	39	.718	4	19	.211	8	12	.667	6	34	40	19	3	0	5	7	5	0	9	76



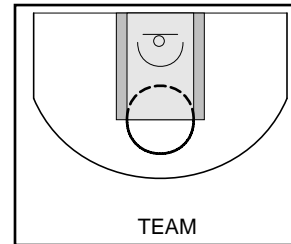
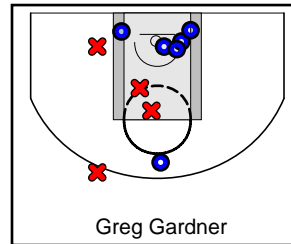
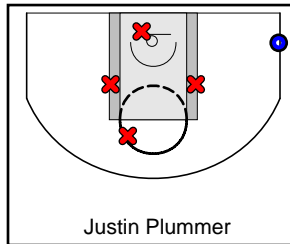

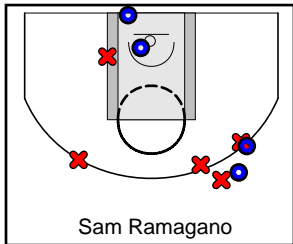
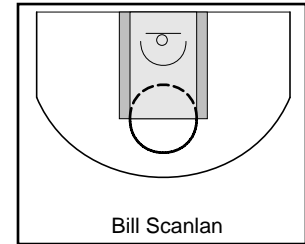
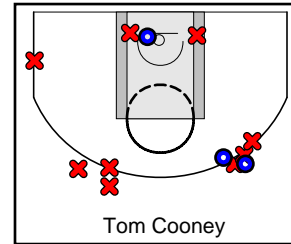
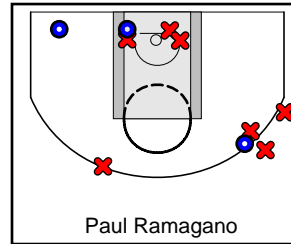
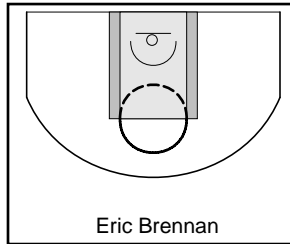
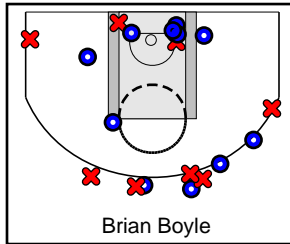
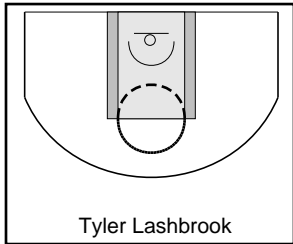
Boyle TEAL

7/13/17 Griffin MAROON at Boyle TEAL

	1	2	T
Griffin MAROON	36	40	76
Boyle TEAL	28	39	67



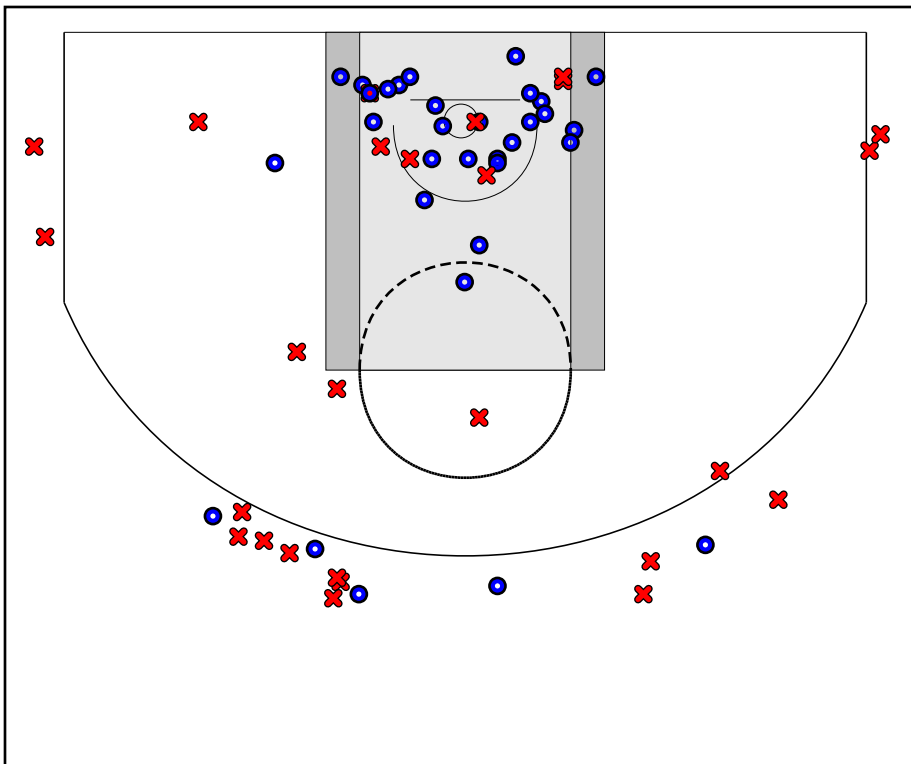
#	Name	G	MIN	FGM	FGA	FG%	2PM	2PA	2P%	3PM	3PA	3P%	FTM	FTA	FT%	OREB	DREB	REB	AST	STL	BLK	DEF	TO	PF	CHG	PM	PTS
3	Tyler Lashbrook	0	0	0	0	.000	0	0	.000	0	0	.000	0	0	.000	0	0	0	0	0	0	0	0	0	0	0	0
4	Brian Boyle	1	0	11	19	.579	7	9	.778	4	10	.400	0	0	.000	1	3	4	5	3	0	1	3	3	0	-10	26
5	Eric Brennan	0	0	0	0	.000	0	0	.000	0	0	.000	0	0	.000	0	0	0	0	0	0	0	0	0	0	0	0
10	Paul Ramagano	1	0	3	10	.300	2	5	.400	1	5	.200	0	0	.000	0	2	2	1	0	0	1	1	2	0	-5	7
11	Tom Cooney	1	0	3	12	.250	1	3	.333	2	9	.222	1	2	.500	1	4	5	1	0	0	1	1	1	0	-14	9
12	Bill Scanlan	0	0	0	0	.000	0	0	.000	0	0	.000	0	0	.000	0	0	0	0	0	0	0	0	0	0	0	0
13	Sam Ramagano	1	0	4	9	.444	2	3	.667	2	6	.333	0	0	.000	1	1	2	1	0	0	0	0	1	0	-13	10
14	Lijah Thompson	0	0	0	0	.000	0	0	.000	0	0	.000	0	0	.000	0	0	0	0	0	0	0	0	0	0	0	0
15	Justin Plummer	1	0	1	5	.200	0	4	.000	1	1	1.000	0	0	.000	1	5	6	3	0	1	0	0	1	0	0	3
20	Greg Gardner	1	0	6	10	.600	6	9	.667	0	1	.000	0	0	.000	1	2	3	0	0	0	1	2	1	0	-8	12
	TEAM	1	0	0	0	.000	0	0	.000	0	0	.000	0	0	.000	0	4	4	0	0	0	0	0	0	0	0	0
	TOTALS	1	0	28	65	.431	18	33	.545	10	32	.312	1	2	.500	5	21	26	11	3	1	4	7	9	0	-9	67



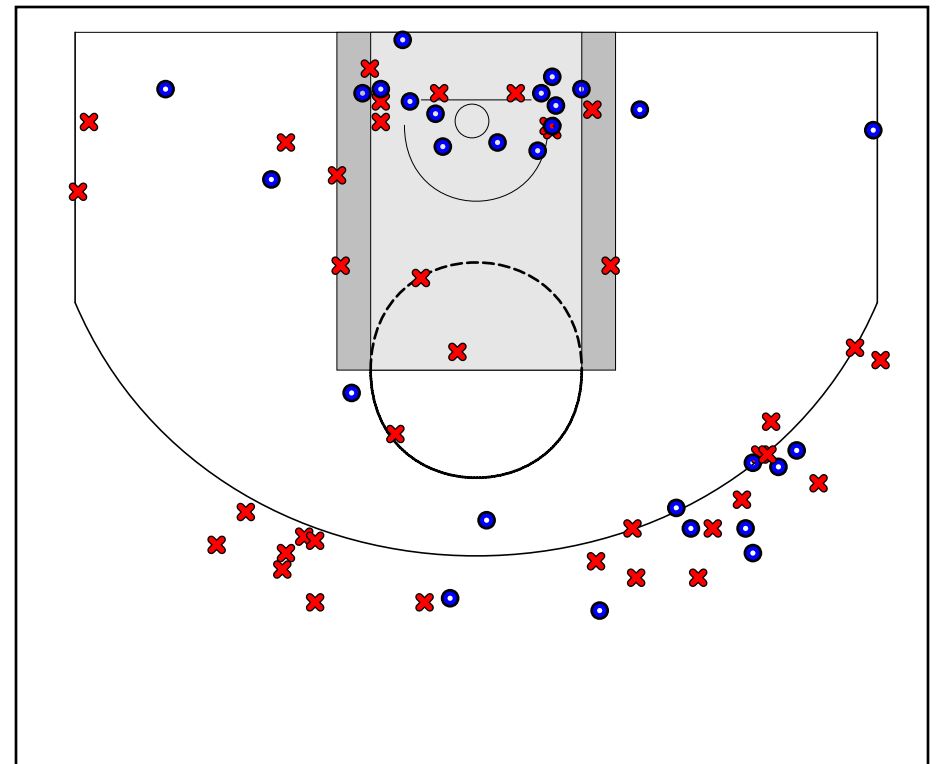
Game Summary Comparison

Statistic	Griffin MAROON	Boyle TEAL
Points	76	67
<i>Field Goals</i>	32 / 58	28 / 65
<i>2 Point</i>	28 / 39	18 / 33
<i>3 Point</i>	4 / 19	10 / 32
<i>Free Throws</i>	8 / 12	1 / 2
Assists	19	11
Rebounds	40	26
<i>Offensive</i>	6	5
<i>Defensive</i>	34	21
Blocks	0	1
Steals	3	3
Deflections	5	4
Turnovers	7	7
Charges Taken	0	0
Personal Fouls	5	9

Griffin MAROON



Boyle TEAL



Griffin MAROON Turnovers

Period	Clock	Player	Turnover Type
1st Period	0:00	#3 JP Sanders	Other
1st Period	0:00	#10 Dakquan Davis	Other
1st Period	0:00	#4 Matt Griffin	Other
1st Period	0:00	#4 Matt Griffin	Other
1st Period	0:00	#12 Mike Ringold	Other
1st Period	0:00	#4 Matt Griffin	Other
1st Period	0:00	Team	Other

Griffin MAROON Fouls

Period	Clock	Player	Foul
1st Period	0:00	#3 JP Sanders	Other (Def)
1st Period	0:00	#14 Lonnie Perry	Other (Def)
2nd Period	0:00	#3 JP Sanders	Other (Def)
2nd Period	0:00	#3 JP Sanders	Other (Def)
2nd Period	0:00	#3 JP Sanders	Other (Def)

Boyle TEAL Turnovers

Period	Clock	Player	Turnover Type
1st Period	0:00	#20 Greg Gardner	Other
1st Period	0:00	#10 Paul Ramagano	Other
2nd Period	0:00	#4 Brian Boyle	Other
2nd Period	0:00	#4 Brian Boyle	Other
2nd Period	0:00	#20 Greg Gardner	Other
2nd Period	0:00	#11 Tom Cooney	Other
2nd Period	0:00	#4 Brian Boyle	Other

Boyle TEAL Fouls

Period	Clock	Player	Foul
1st Period	0:00	#20 Greg Gardner	Other (Def)
1st Period	0:00	#4 Brian Boyle	Other (Def)
2nd Period	0:00	#15 Justin Plummer	Other (Def)
2nd Period	0:00	#11 Tom Cooney	Other (Def)
2nd Period	0:00	#10 Paul Ramagano	Other (Def)
2nd Period	0:00	#13 Sam Ramagano	Other (Def)
2nd Period	0:00	#4 Brian Boyle	Other (Def)
2nd Period	0:00	#10 Paul Ramagano	Other (Def)
2nd Period	0:00	#4 Brian Boyle	Other (Def)