

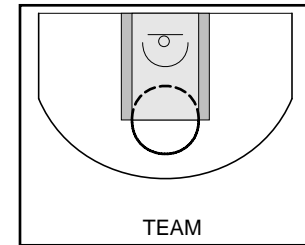
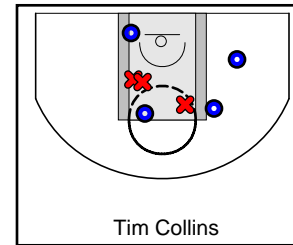
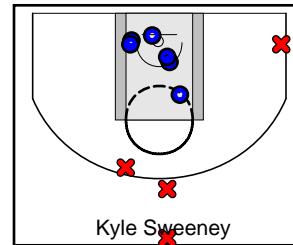
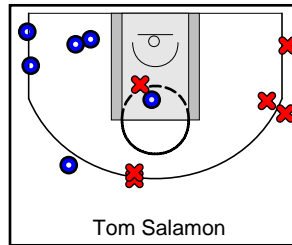
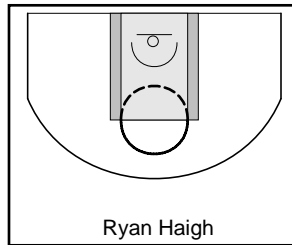
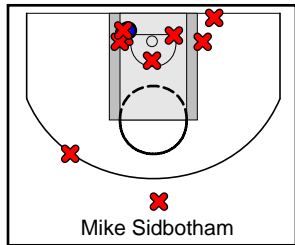
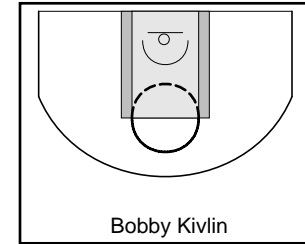
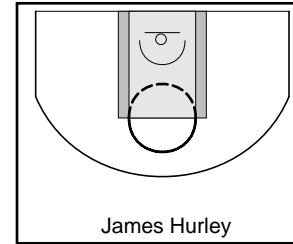
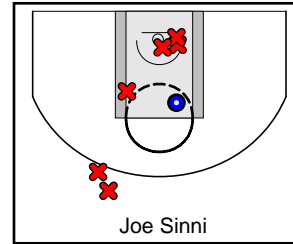
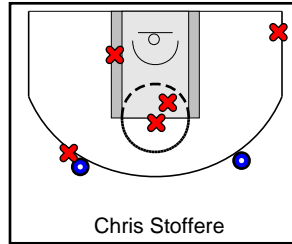
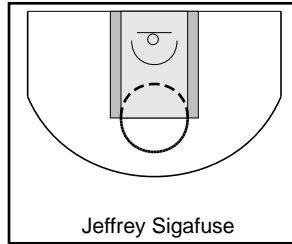
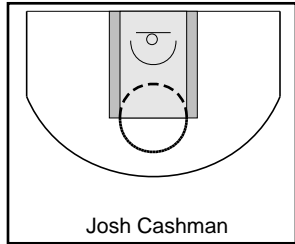
# Sidebotham GREEN

7/13/17 Sidebotham GREEN at DiBeradinas CHARCOAL

	1	OT1	T
Sidebotham	26	17	43
DiBeradinas	26	26	52




#	Name	G	MIN	FGM	FGA	FG%	2PM	2PA	2P%	3PM	3PA	3P%	FTM	FTA	FT%	OREB	DREB	REB	AST	STL	BLK	DEF	TO	PF	CHG	PM	PTS
0	Josh Cashman	0	0	0	0	.000	0	0	.000	0	0	.000	0	0	.000	0	0	0	0	0	0	0	0	0	0	0	0
0	Jeffrey Sigafuse	0	0	0	0	.000	0	0	.000	0	0	.000	0	0	.000	0	0	0	0	0	0	0	0	0	0	0	0
3	Chris Stoffere	1	0	2	7	.286	0	3	.000	2	4	.500	0	0	.000	1	1	2	2	1	0	0	0	4	0	-2	6
4	Joe Sinni	1	0	1	7	.143	1	5	.200	0	2	.000	0	0	.000	2	1	3	5	1	0	6	5	2	0	-1	2
5	James Hurley	0	0	0	0	.000	0	0	.000	0	0	.000	0	0	.000	0	0	0	0	0	0	0	0	0	0	0	0
10	Bobby Kivlin	0	0	0	0	.000	0	0	.000	0	0	.000	0	0	.000	0	0	0	0	0	0	0	0	0	0	0	0
11	Mike Sidbotham	1	0	1	10	.100	1	8	.125	0	2	.000	0	2	.000	4	14	18	1	3	0	0	5	4	0	-6	2
14	Ryan Haigh	0	0	0	0	.000	0	0	.000	0	0	.000	0	0	.000	0	0	0	0	0	0	0	0	0	0	0	0
15	Tom Salamon	1	0	6	12	.500	3	4	.750	3	8	.375	0	0	.000	0	5	5	3	1	0	2	2	3	0	-5	15
20	Kyle Sweeney	1	0	6	10	.600	6	7	.857	0	3	.000	0	0	.000	2	4	6	1	0	0	2	2	2	0	-1	12
21	Tim Collins	1	0	3	6	.500	3	6	.500	0	0	.000	0	0	.000	0	4	4	1	1	0	1	0	1	0	-10	6
	TEAM	1	0	0	0	.000	0	0	.000	0	0	.000	0	0	.000	1	1	2	0	0	0	0	0	0	0	0	0
	<b>TOTALS</b>	<b>1</b>	<b>0</b>	<b>19</b>	<b>52</b>	<b>.365</b>	<b>14</b>	<b>33</b>	<b>.424</b>	<b>5</b>	<b>19</b>	<b>.263</b>	<b>0</b>	<b>2</b>	<b>.000</b>	<b>10</b>	<b>30</b>	<b>40</b>	<b>13</b>	<b>7</b>	<b>0</b>	<b>11</b>	<b>14</b>	<b>16</b>	<b>0</b>	<b>-9</b>	<b>43</b>



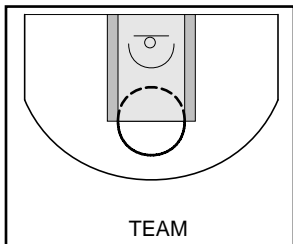
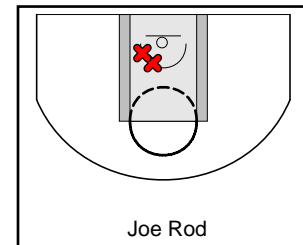
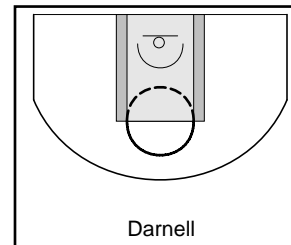
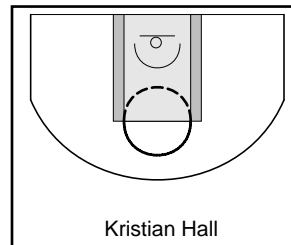
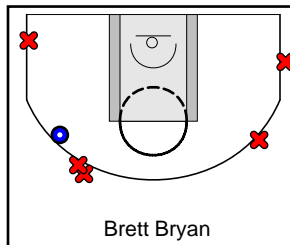
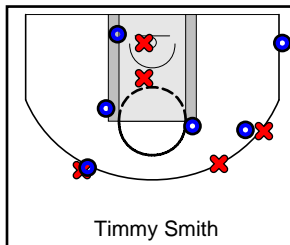
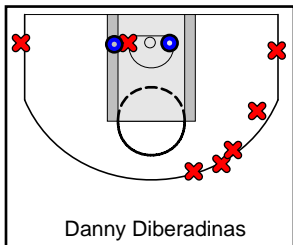
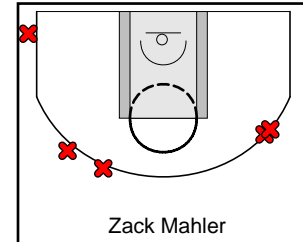
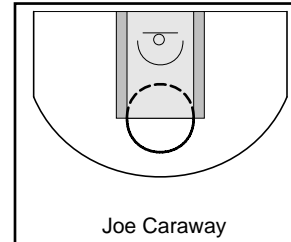
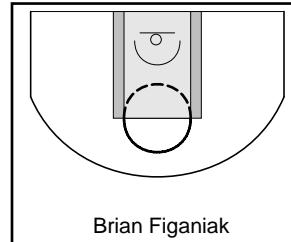
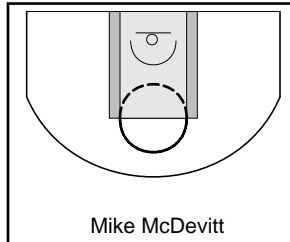
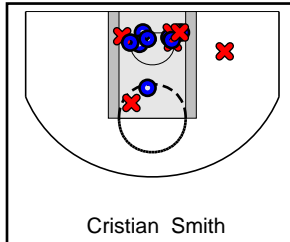
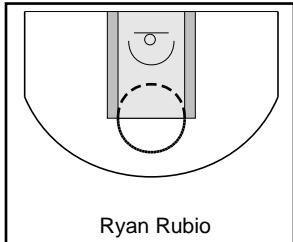
# DiBeradinas CHARCOAL

7/13/17 Sidebotham GREEN at DiBeradinas CHARCOAL

	1	OT1	T
Sidebotham	26	17	43
DiBeradinas	26	26	52



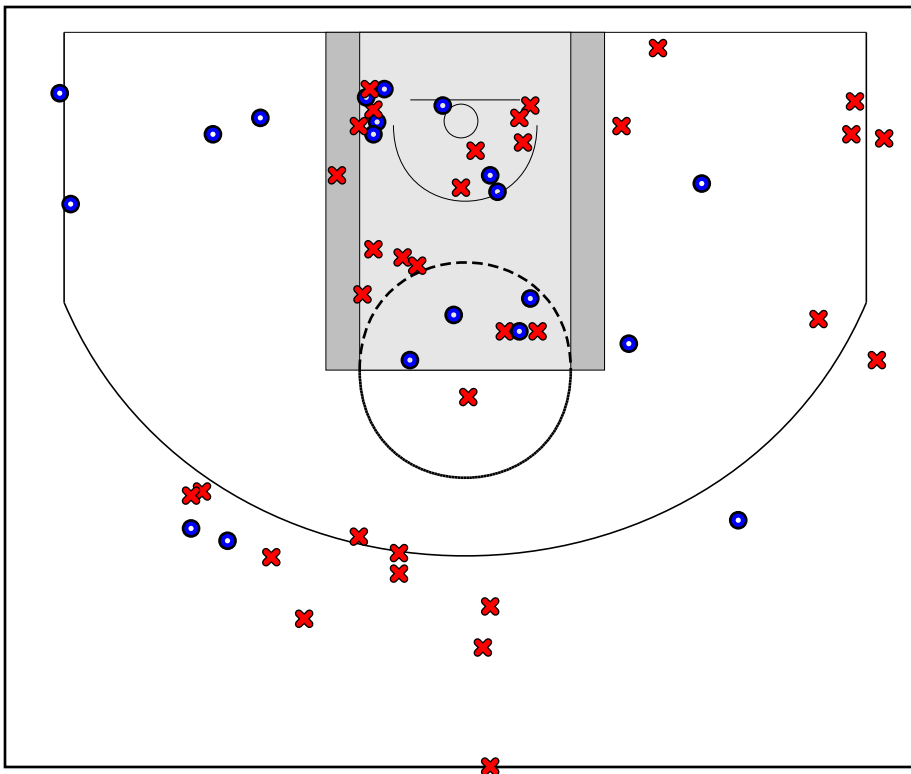
#	Name	G	MIN	FGM	FGA	FG%	2PM	2PA	2P%	3PM	3PA	3P%	FTM	FTA	FT%	OREB	DREB	REB	AST	STL	BLK	DEF	TO	PF	CHG	PM	PTS
0	Ryan Rubio	0	0	0	0	.000	0	0	.000	0	0	.000	0	0	.000	0	0	0	0	0	0	0	0	0	0	0	0
0	Cristian Smith	1	0	8	14	.571	8	14	.571	0	0	.000	4	6	.667	5	5	10	1	5	0	2	4	3	0	9	20
0	Mike McDevitt	0	0	0	0	.000	0	0	.000	0	0	.000	0	0	.000	0	0	0	0	0	0	0	0	0	0	0	0
0	Brian Figaniak	0	0	0	0	.000	0	0	.000	0	0	.000	0	0	.000	0	0	0	0	0	0	0	0	0	0	0	0
0	Joe Caraway	0	0	0	0	.000	0	0	.000	0	0	.000	0	0	.000	0	0	0	0	0	0	0	0	0	0	0	0
3	Zack Mahler	1	0	1	6	.167	1	1	1.000	0	5	.000	2	2	1.000	1	5	6	1	2	0	2	1	2	0	-3	4
4	Danny DiBeradinas	1	0	2	9	.222	2	3	.667	0	6	.000	3	4	.750	1	1	2	1	2	0	2	2	0	0	5	7
5	Timmy Smith	1	0	6	11	.545	3	5	.600	3	6	.500	2	4	.500	0	4	4	1	3	1	0	2	1	0	5	17
12	Brett Bryan	1	0	1	6	.167	0	0	.000	1	6	.167	0	0	.000	0	1	1	0	1	0	1	0	1	0	4	3
13	Kristian Hall	0	0	0	0	.000	0	0	.000	0	0	.000	0	0	.000	0	0	0	0	0	0	0	0	0	0	0	0
14	Darnell	0	0	0	0	.000	0	0	.000	0	0	.000	0	0	.000	0	0	0	0	0	0	0	0	0	0	0	0
20	Joe Rod	1	0	0	2	.000	0	2	.000	0	0	.000	1	3	.333	1	8	9	0	0	0	2	2	2	0	5	1
	TEAM	1	0	0	0	.000	0	0	.000	0	0	.000	0	0	.000	0	3	3	0	0	0	0	0	0	0	0	0
	<b>TOTALS</b>	<b>1</b>	<b>0</b>	<b>18</b>	<b>48</b>	<b>.375</b>	<b>14</b>	<b>25</b>	<b>.560</b>	<b>4</b>	<b>23</b>	<b>.174</b>	<b>12</b>	<b>19</b>	<b>.632</b>	<b>8</b>	<b>27</b>	<b>35</b>	<b>4</b>	<b>13</b>	<b>1</b>	<b>9</b>	<b>11</b>	<b>9</b>	<b>0</b>	<b>9</b>	<b>52</b>



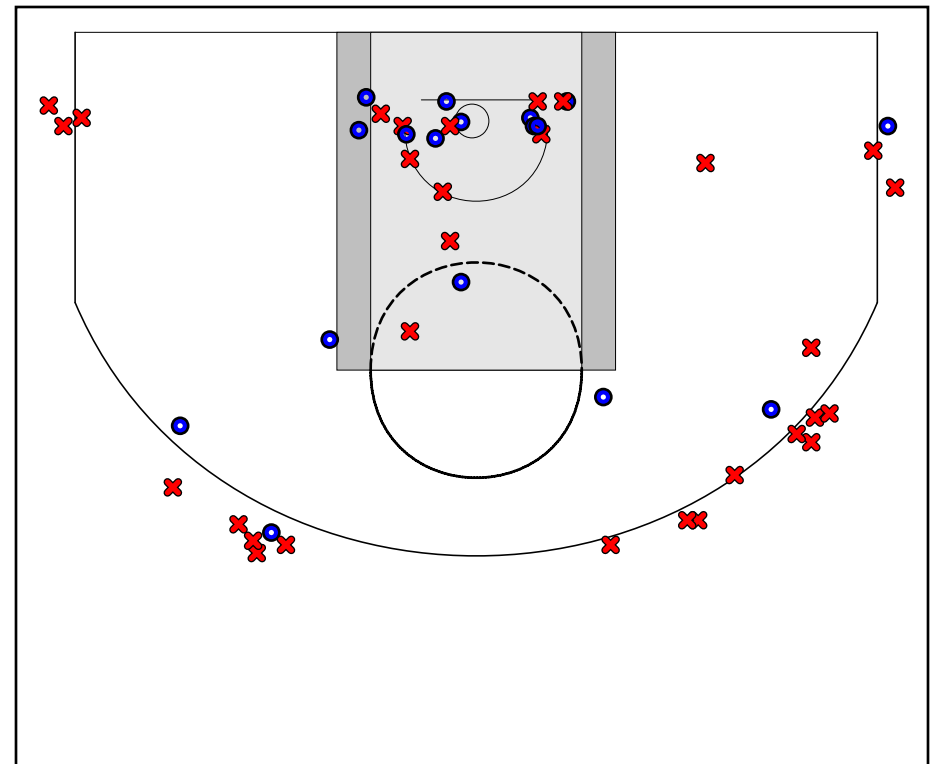
## Game Summary Comparison

Statistic	Sidebotham GREEN	DiBeradinas CHARCOAL
Points	43	52
<i>Field Goals</i>	19 / 52	18 / 48
<i>2 Point</i>	14 / 33	14 / 25
<i>3 Point</i>	5 / 19	4 / 23
<i>Free Throws</i>	0 / 2	12 / 19
Assists	13	4
Rebounds	40	35
<i>Offensive</i>	10	8
<i>Defensive</i>	30	27
Blocks	0	1
Steals	7	13
Deflections	11	9
Turnovers	14	11
Charges Taken	0	0
Personal Fouls	16	9

Sidebotham GREEN



DiBeradinas CHARCOAL



### Sidebotham GREEN Turnovers

Period	Clock	Player	Turnover Type
1st Period	0:00	#11 Mike Sidbotham	Other
1st Period	0:00	#20 Kyle Sweeney	Other
1st Period	0:00	#20 Kyle Sweeney	Other
1st Period	0:00	#4 Joe Sinni	Other
1st Period	0:00	#11 Mike Sidbotham	Other
1st Period	0:00	#4 Joe Sinni	Other
1st Period	0:00	#11 Mike Sidbotham	Other
1st Period	0:00	#15 Tom Salamon	Other
1st Period	0:00	#4 Joe Sinni	Other
1st Period	0:00	#4 Joe Sinni	Other
1st Period	0:00	#11 Mike Sidbotham	Other
2nd Period	0:00	#4 Joe Sinni	Other
2nd Period	0:00	#15 Tom Salamon	Other
2nd Period	0:00	#11 Mike Sidbotham	Other

### Sidebotham GREEN Fouls

Period	Clock	Player	Foul
1st Period	0:00	#3 Chris Stoffere	Other (Def)
1st Period	0:00	#3 Chris Stoffere	Other (Def)
1st Period	0:00	#11 Mike Sidbotham	Other (Def)
1st Period	0:00	#3 Chris Stoffere	Other (Def)
1st Period	0:00	#15 Tom Salamon	Other (Def)
1st Period	0:00	#20 Kyle Sweeney	Other (Def)
1st Period	0:00	#11 Mike Sidbotham	Other (Def)
2nd Period	0:00	#15 Tom Salamon	Other (Def)
2nd Period	0:00	#21 Tim Collins	Other (Def)
2nd Period	0:00	#20 Kyle Sweeney	Other (Def)
2nd Period	0:00	#21 Tim Collins	Adjustment (Removed)
2nd Period	0:00	#11 Mike Sidbotham	Other (Def)
2nd Period	0:00	#21 Tim Collins	Other (Def)
2nd Period	0:00	#15 Tom Salamon	Other (Def)
2nd Period	0:00	#4 Joe Sinni	Other (Def)
2nd Period	0:00	#3 Chris Stoffere	Other (Def)
2nd Period	0:00	#4 Joe Sinni	Other (Def)
2nd Period	0:00	#11 Mike Sidbotham	Other (Def)

### DiBeradinas CHARCOAL Turnovers

Period	Clock	Player	Turnover Type
1st Period	0:00	#3 Zack Mahler	Other
1st Period	0:00	#0 Cristian Smith	Other
1st Period	0:00	#0 Cristian Smith	Other
1st Period	0:00	#0 Cristian Smith	Other
1st Period	0:00	#5 Timmy Smith	Other
1st Period	0:00	#20 Joe Rod	Other
1st Period	0:00	#4 Danny Diberadinas	Other
1st Period	0:00	#20 Joe Rod	Other
1st Period	0:00	#5 Timmy Smith	Other
2nd Period	0:00	#4 Danny Diberadinas	Other
2nd Period	0:00	#0 Cristian Smith	Other

### DiBeradinas CHARCOAL Fouls

Period	Clock	Player	Foul
1st Period	0:00	#20 Joe Rod	Other (Def)
1st Period	0:00	#5 Timmy Smith	Other (Def)
1st Period	0:00	#3 Zack Mahler	Other (Def)
2nd Period	0:00	#3 Zack Mahler	Other (Def)
2nd Period	0:00	#0 Cristian Smith	Other (Def)
2nd Period	0:00	#12 Brett Bryan	Other (Def)
2nd Period	0:00	#20 Joe Rod	Other (Def)
2nd Period	0:00	#0 Cristian Smith	Other (Def)
2nd Period	0:00	#0 Cristian Smith	Other (Def)