


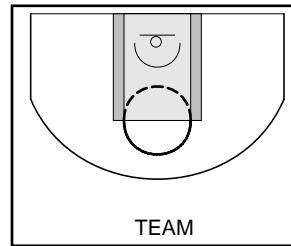
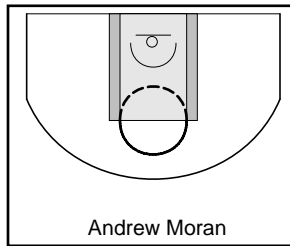
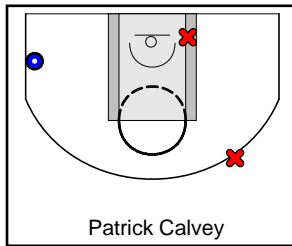
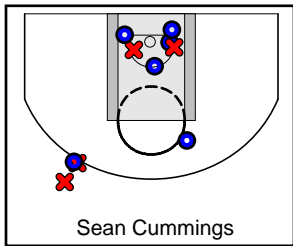
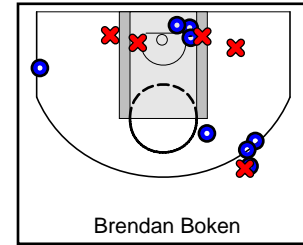
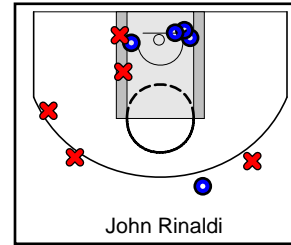
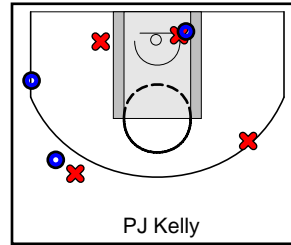
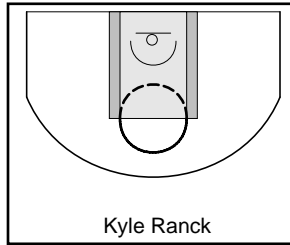
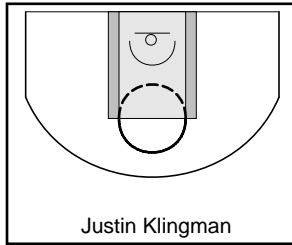
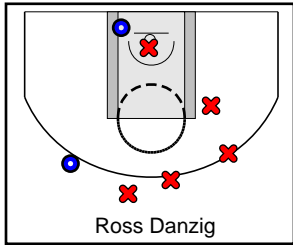
Orange

7/12/18 Orange at Baby Blue

	1	OT1	T
Orange	35	24	59
Baby Blue	35	35	70




#	Name	G	MIN	FGM	FGA	FG%	2PM	2PA	2P%	3PM	3PA	3P%	FTM	FTA	FT%	OREB	DREB	REB	AST	STL	BLK	DEF	TO	PF	CHG	PM	PTS
3	Ross Danzig	1	0	2	7	.286	1	3	.333	1	4	.250	0	1	.000	0	8	8	6	1	2	1	2	1	0	-13	5
4	Justin Klingman	0	0	0	0	.000	0	0	.000	0	0	.000	0	0	.000	0	0	0	0	0	0	0	0	0	0	0	0
10	Kyle Ranck	0	0	0	0	.000	0	0	.000	0	0	.000	0	0	.000	0	0	0	0	0	0	0	0	0	0	0	0
11	PJ Kelly	1	0	3	7	.429	1	3	.333	2	4	.500	0	0	.000	0	1	1	1	0	0	0	0	0	0	1	8
12	John Rinaldi	1	0	4	10	.400	3	6	.500	1	4	.250	0	0	.000	2	4	6	3	0	1	0	1	2	0	-8	9
13	Brendan Boken	1	0	7	13	.538	3	8	.375	4	5	.800	2	2	1.000	2	2	4	0	1	0	0	0	1	0	-7	20
14	Sean Cummings	1	0	6	10	.600	5	7	.714	1	3	.333	1	1	1.000	2	0	2	0	0	1	0	2	3	0	-2	14
15	Patrick Calvey	1	0	1	3	.333	0	1	.000	1	2	.500	0	0	.000	0	3	3	4	1	0	1	1	1	0	-6	3
20	Andrew Moran	0	0	0	0	.000	0	0	.000	0	0	.000	0	0	.000	0	0	0	0	0	0	0	0	0	0	0	0
	TEAM	1	0	0	0	.000	0	0	.000	0	0	.000	0	0	.000	0	1	1	0	0	0	0	0	0	0	0	0
	TOTALS	1	0	23	50	.460	13	28	.464	10	22	.455	3	4	.750	6	19	25	14	3	4	2	6	8	0	-11	59



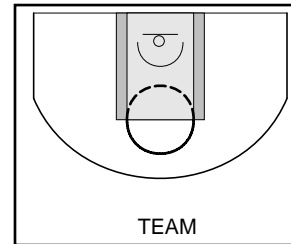
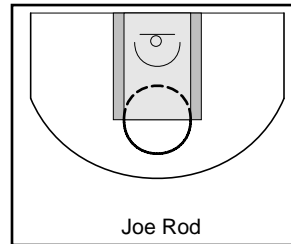
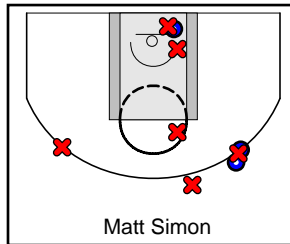
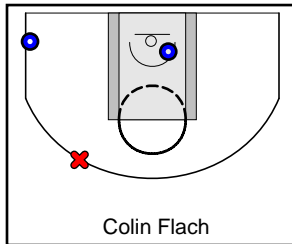
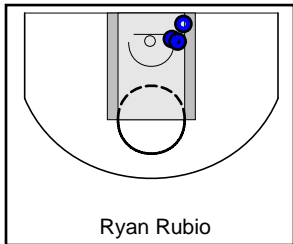
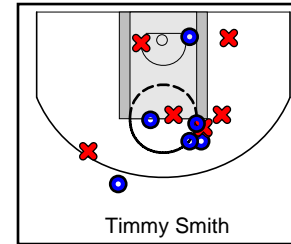
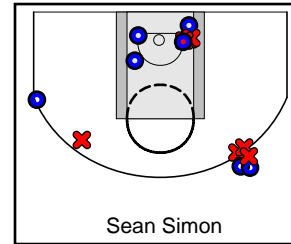
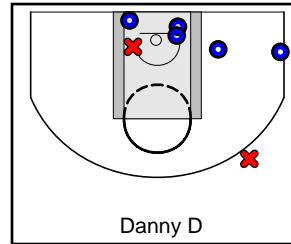
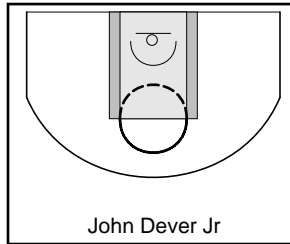
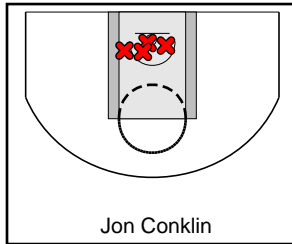
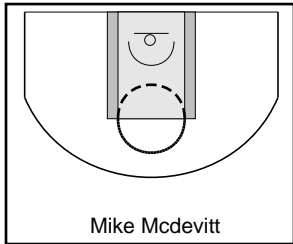
Baby Blue

7/12/18 Orange at Baby Blue

	1	OT1	T
Orange	35	24	59
Baby Blue	35	35	70



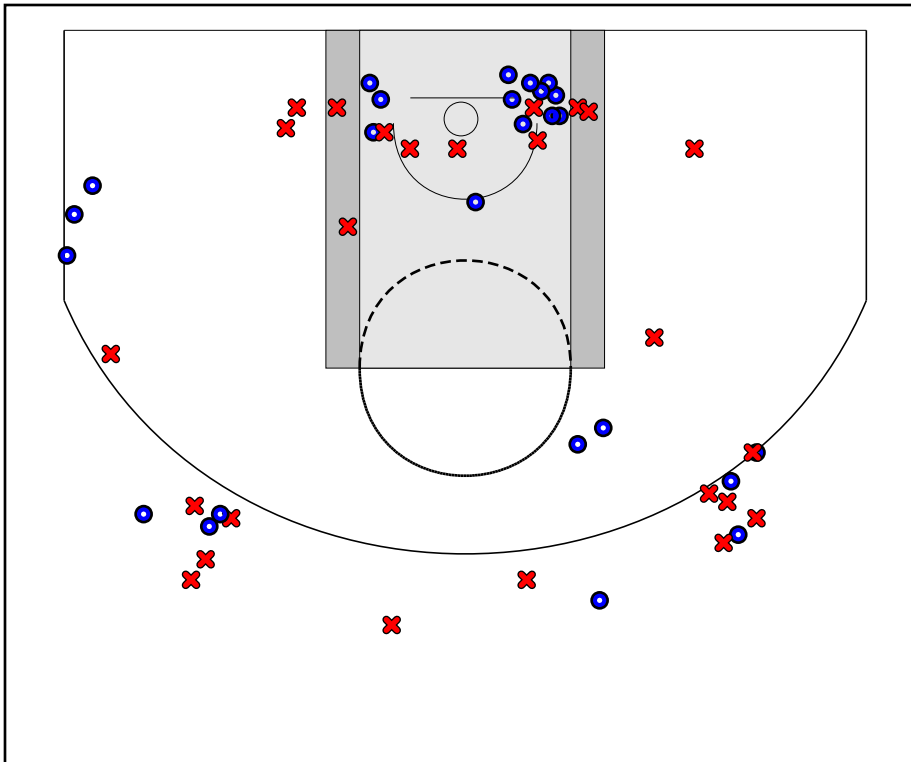
#	Name	G	MIN	FGM	FGA	FG%	2PM	2PA	2P%	3PM	3PA	3P%	FTM	FTA	FT%	OREB	DREB	REB	AST	STL	BLK	DEF	TO	PF	CHG	PM	PTS
0	Mike Mcdevitt	0	0	0	0	.000	0	0	.000	0	0	.000	0	0	.000	0	0	0	0	0	0	0	0	0	0	0	0
0	Jon Conklin	1	0	0	4	.000	0	4	.000	0	0	.000	0	0	.000	2	5	7	0	0	3	0	0	2	0	7	0
0	John Dever Jr	0	0	0	0	.000	0	0	.000	0	0	.000	0	0	.000	0	0	0	0	0	0	0	0	0	0	0	
1	Danny D	1	0	5	7	.714	4	5	.800	1	2	.500	0	0	.000	0	3	3	2	0	0	0	2	2	0	9	11
3	Sean Simon	1	0	7	14	.500	4	7	.571	3	7	.429	0	0	.000	1	3	4	2	1	0	0	1	1	0	-1	17
4	Timmy Smith	1	0	6	13	.462	5	11	.455	1	2	.500	8	8	1.000	1	7	8	1	0	0	2	1	1	0	10	21
5	Ryan Rubio	1	0	3	3	1.000	3	3	1.000	0	0	.000	1	1	1.000	2	4	6	2	1	0	0	0	0	0	-3	7
11	Colin Flach	1	0	2	3	.667	1	1	1.000	1	2	.500	0	0	.000	0	1	1	0	1	0	0	1	0	0	0	5
15	Matt Simon	1	0	3	9	.333	1	4	.250	2	5	.400	1	1	1.000	0	3	3	0	1	0	0	1	1	0	13	9
22	Joe Rod	0	0	0	0	.000	0	0	.000	0	0	.000	0	0	.000	0	0	0	0	0	0	0	0	0	0	0	0
	TEAM	1	0	0	0	.000	0	0	.000	0	0	.000	0	0	.000	0	1	1	0	0	0	0	0	0	0	0	0
	TOTALS	1	0	26	53	.491	18	35	.514	8	18	.444	10	10	1.000	6	27	33	7	4	3	2	6	7	0	11	70



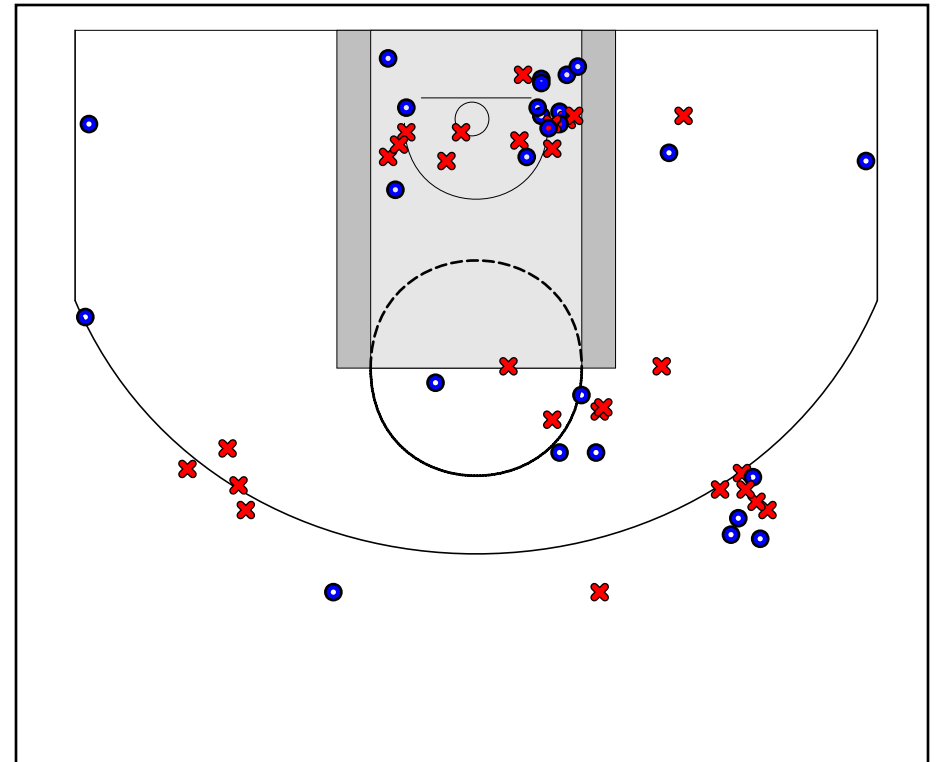
Game Summary Comparison

Statistic	Orange	Baby Blue
Points	59	70
<i>Field Goals</i>	23 / 50	26 / 53
<i>2 Point</i>	13 / 28	18 / 35
<i>3 Point</i>	10 / 22	8 / 18
<i>Free Throws</i>	3 / 4	10 / 10
Assists	14	7
Rebounds	25	33
<i>Offensive</i>	6	6
<i>Defensive</i>	19	27
Blocks	4	3
Steals	3	4
Deflections	2	2
Turnovers	6	6
Charges Taken	0	0
Personal Fouls	8	7

Orange



Baby Blue



Orange Turnovers

Period	Clock	Player	Turnover Type
1st Period	0:00	#15 Patrick Calvey	Other
1st Period	0:00	#3 Ross Danzig	Other
1st Period	0:00	#3 Ross Danzig	Other
1st Period	0:00	#14 Sean Cummings	Other
2nd Period	0:00	#12 John Rinaldi	Other
2nd Period	0:00	#14 Sean Cummings	Other

Orange Fouls

Period	Clock	Player	Foul
1st Period	0:00	#12 John Rinaldi	Other (Def)
1st Period	0:00	#12 John Rinaldi	Other (Def)
1st Period	0:00	#12 John Rinaldi	Other (Def)
1st Period	0:00	#12 John Rinaldi	Adjustment (Removed)
1st Period	0:00	#13 Brendan Boken	Other (Def)
1st Period	0:00	#14 Sean Cummings	Other (Def)
2nd Period	0:00	#3 Ross Danzig	Other (Def)
2nd Period	0:00	#14 Sean Cummings	Other (Def)
2nd Period	0:00	#14 Sean Cummings	Other (Def)
2nd Period	0:00	#15 Patrick Calvey	Other (Def)

Baby Blue Turnovers

Period	Clock	Player	Turnover Type
1st Period	0:00	#11 Colin Flach	Other
1st Period	0:00	#15 Matt Simon	Other
1st Period	0:00	#1 Danny D	Other
2nd Period	0:00	#3 Sean Simon	Other
2nd Period	0:00	#4 Timmy Smith	Other
2nd Period	0:00	#1 Danny D	Other

Baby Blue Fouls

Period	Clock	Player	Foul
1st Period	0:00	#1 Danny D	Other (Def)
1st Period	0:00	#1 Danny D	Other (Def)
1st Period	0:00	#0 Jon Conklin	Other (Def)
2nd Period	0:00	#3 Sean Simon	Other (Def)
2nd Period	0:00	#4 Timmy Smith	Other (Def)
2nd Period	0:00	#15 Matt Simon	Other (Def)
2nd Period	0:00	#0 Jon Conklin	Other (Def)