


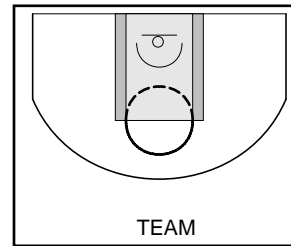
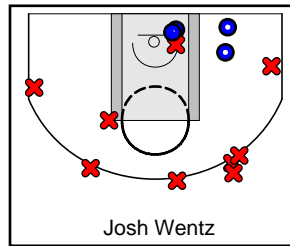
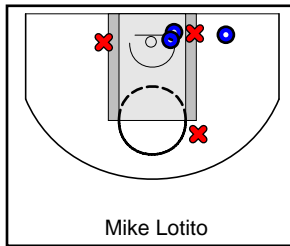
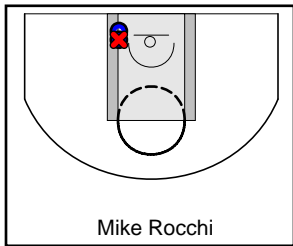
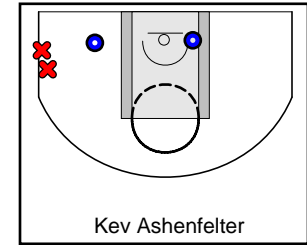
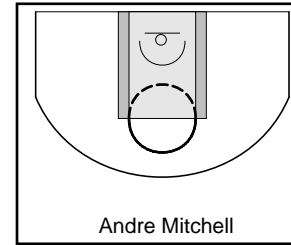

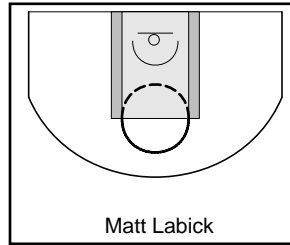
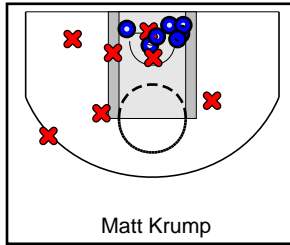
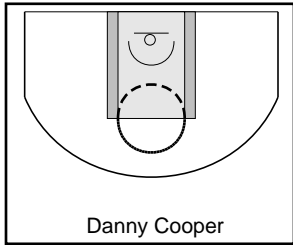
# Navy Blue

7/12/18 Navy Blue at Black

	1	2	T
Navy Blue	26	16	42
Black	36	26	62




#	Name	G	MIN	FGM	FGA	FG%	2PM	2PA	2P%	3PM	3PA	3P%	FTM	FTA	FT%	OREB	DREB	REB	AST	STL	BLK	DEF	TO	PF	CHG	PM	PTS
0	Danny Cooper	0	0	0	0	.000	0	0	.000	0	0	.000	0	0	.000	0	0	0	0	0	0	0	0	0	0	0	0
0	Matt Krump	1	0	7	14	.500	7	13	.538	0	1	.000	0	1	.000	5	6	11	0	0	0	1	2	4	0	-21	14
4	Matt Labick	0	0	0	0	.000	0	0	.000	0	0	.000	0	0	.000	0	0	0	0	0	0	0	0	0	0	0	
5	Oakley Spencer	1	0	1	9	.111	1	6	.167	0	3	.000	1	2	.500	2	2	4	2	2	0	1	1	1	0	-16	3
10	Andre Mitchell	0	0	0	0	.000	0	0	.000	0	0	.000	0	0	.000	0	0	0	0	0	0	0	0	0	0	0	
11	Kev Ashenfelter	1	0	2	4	.500	2	2	1.000	0	2	.000	0	0	.000	1	2	3	0	1	0	1	2	1	0	-10	4
12	Mike Rocchi	1	0	2	3	.667	2	3	.667	0	0	.000	0	2	.000	0	2	2	1	1	0	0	2	1	0	-21	4
13	Mike Lotito	1	0	3	6	.500	3	6	.500	0	0	.000	0	2	.000	1	1	2	0	0	1	0	0	3	0	-8	6
15	Josh Wentz	1	0	4	13	.308	4	6	.667	0	7	.000	3	4	.750	1	3	4	3	0	0	1	2	1	0	-20	11
	TEAM	1	0	0	0	.000	0	0	.000	0	0	.000	0	0	.000	1	0	1	0	0	0	0	0	0	0	0	
	<b>TOTALS</b>	<b>1</b>	<b>0</b>	<b>19</b>	<b>49</b>	<b>.388</b>	<b>19</b>	<b>36</b>	<b>.528</b>	<b>0</b>	<b>13</b>	<b>.000</b>	<b>4</b>	<b>11</b>	<b>.364</b>	<b>11</b>	<b>16</b>	<b>27</b>	<b>6</b>	<b>4</b>	<b>1</b>	<b>4</b>	<b>9</b>	<b>11</b>	<b>0</b>	<b>-20</b>	<b>42</b>



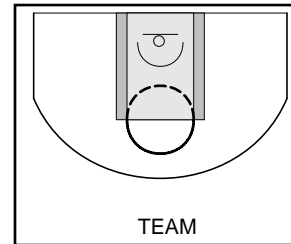
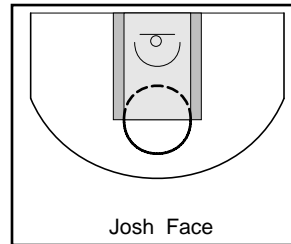
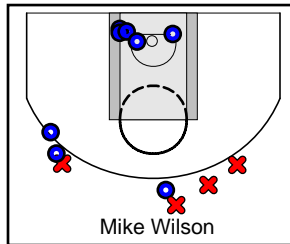
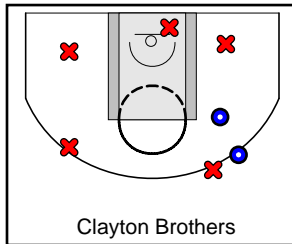
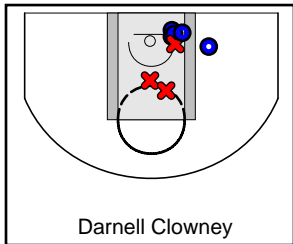
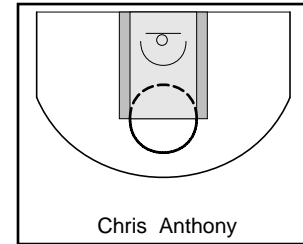
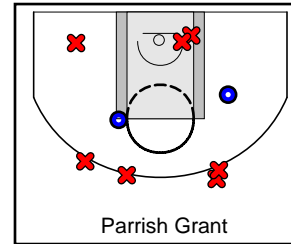
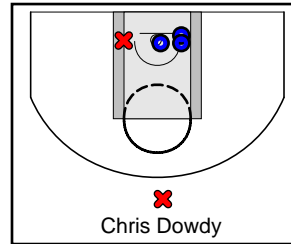
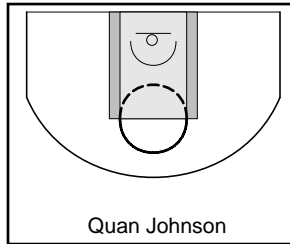
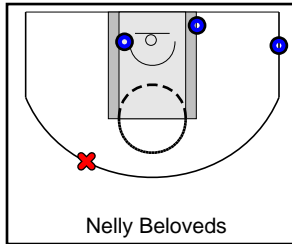
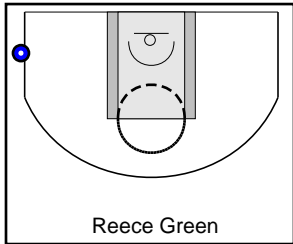
# Black

7/12/18 Navy Blue at Black

	1	2	T
Navy Blue	26	16	42
Black	36	26	62



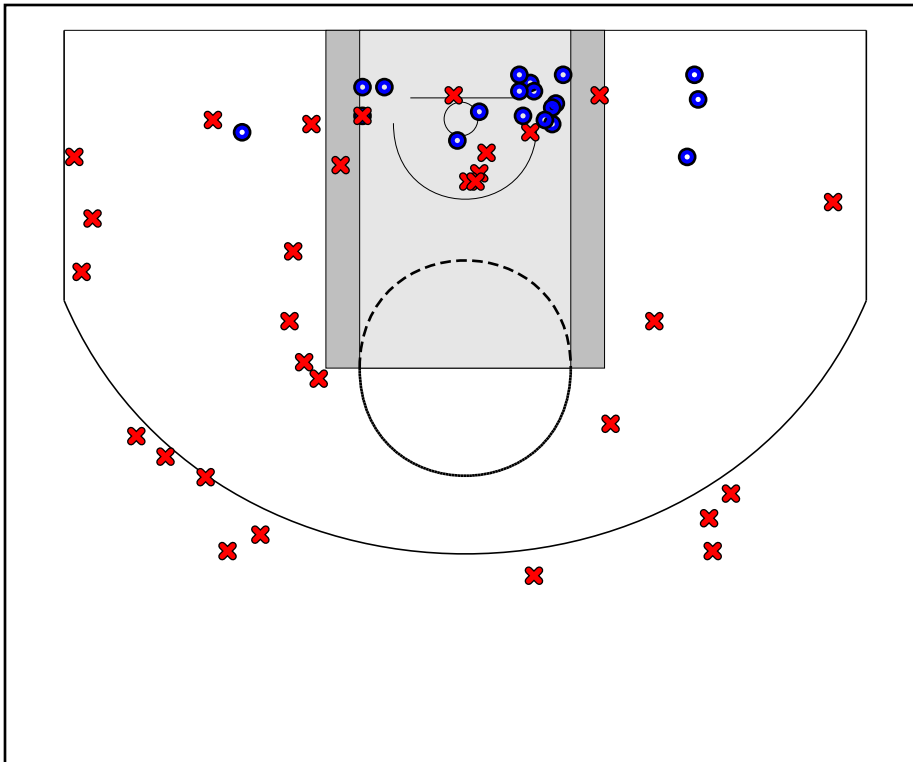
#	Name	G	MIN	FGM	FGA	FG%	2PM	2PA	2P%	3PM	3PA	3P%	FTM	FTA	FT%	OREB	DREB	REB	AST	STL	BLK	DEF	TO	PF	CHG	PM	PTS
0	Reece Green	1	0	1	1	1.000	0	0	.000	1	1	1.000	0	0	.000	0	1	1	0	0	0	0	0	1	0	7	3
0	Nelly Beloveds	1	0	3	4	.750	2	2	1.000	1	2	.500	0	0	.000	0	1	1	0	0	0	0	0	2	0	8	7
0	Quan Johnson	0	0	0	0	.000	0	0	.000	0	0	.000	0	0	.000	0	0	0	0	0	0	0	0	0	0	0	0
3	Chris Dowdy	1	0	3	5	.600	3	4	.750	0	1	.000	3	4	.750	1	0	1	2	1	0	0	1	1	0	7	9
4	Parrish Grant	1	0	2	9	.222	2	5	.400	0	4	.000	0	0	.000	1	4	5	4	2	0	0	1	1	0	13	4
5	Chris Anthony	0	0	0	0	.000	0	0	.000	0	0	.000	0	0	.000	0	0	0	0	0	0	0	0	0	0	0	0
10	Darnell Clowney	1	0	5	8	.625	5	8	.625	0	0	.000	1	1	1.000	2	4	6	2	3	0	2	2	3	0	20	11
13	Clayton Brothers	1	0	2	7	.286	1	4	.250	1	3	.333	0	0	.000	0	7	7	2	0	0	0	1	1	0	26	5
14	Mike Wilson	1	0	8	12	.667	5	5	1.000	3	7	.429	4	4	1.000	1	3	4	1	2	0	0	1	3	0	20	23
15	Josh Face	0	0	0	0	.000	0	0	.000	0	0	.000	0	0	.000	0	0	0	0	0	0	0	0	0	0	0	0
	TEAM	1	0	0	0	.000	0	0	.000	0	0	.000	0	0	.000	1	2	3	0	0	0	0	1	0	0	0	0
	<b>TOTALS</b>	<b>1</b>	<b>0</b>	<b>24</b>	<b>46</b>	<b>.522</b>	<b>18</b>	<b>28</b>	<b>.643</b>	<b>6</b>	<b>18</b>	<b>.333</b>	<b>8</b>	<b>9</b>	<b>.889</b>	<b>6</b>	<b>22</b>	<b>28</b>	<b>11</b>	<b>8</b>	<b>0</b>	<b>2</b>	<b>7</b>	<b>12</b>	<b>0</b>	<b>20</b>	<b>62</b>



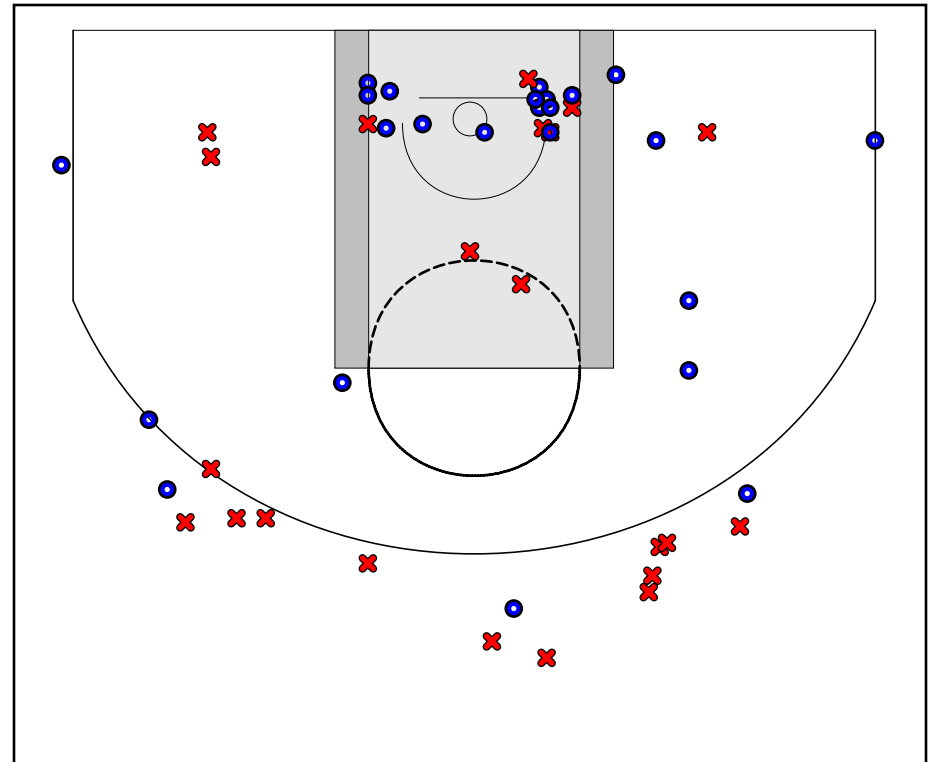
## Game Summary Comparison

Statistic	Navy Blue	Black
Points	42	62
<i>Field Goals</i>	19 / 49	24 / 46
<i>2 Point</i>	19 / 36	18 / 28
<i>3 Point</i>	0 / 13	6 / 18
<i>Free Throws</i>	4 / 11	8 / 9
Assists	6	11
Rebounds	27	28
<i>Offensive</i>	11	6
<i>Defensive</i>	16	22
Blocks	1	0
Steals	4	8
Deflections	4	2
Turnovers	9	7
Charges Taken	0	0
Personal Fouls	11	12

Navy Blue



Black



### Navy Blue Turnovers

Period	Clock	Player	Turnover Type
1st Period	0:00	#11 Kev Ashenfelter	Other
1st Period	0:00	#12 Mike Rocchi	Other
1st Period	0:00	#11 Kev Ashenfelter	Other
1st Period	0:00	#5 Oakley Spencer	Other
1st Period	0:00	#15 Josh Wentz	Other
1st Period	0:00	#0 Matt Krump	Other
1st Period	0:00	#15 Josh Wentz	Other
2nd Period	0:00	#12 Mike Rocchi	Other

### Navy Blue Fouls

Period	Clock	Player	Foul
1st Period	0:00	#11 Kev Ashenfelter	Other (Def)
1st Period	0:00	#0 Matt Krump	Other (Def)
1st Period	0:00	#0 Matt Krump	Other (Def)
1st Period	0:00	#0 Matt Krump	Other (Def)
1st Period	0:00	#13 Mike Lotito	Other (Def)
1st Period	0:00	#0 Matt Krump	Other (Off)
2nd Period	0:00	#13 Mike Lotito	Other (Def)
2nd Period	0:00	#12 Mike Rocchi	Other (Def)
2nd Period	0:00	#13 Mike Lotito	Other (Def)
2nd Period	0:00	#5 Oakley Spencer	Other (Def)
2nd Period	0:00	#15 Josh Wentz	Other (Def)

### Black Turnovers

Period	Clock	Player	Turnover Type
1st Period	0:00	#14 Mike Wilson	Other
1st Period	0:00	Team	Other
1st Period	0:00	#4 Parrish Grant	Other
2nd Period	0:00	#10 Darnell Clowney	Other
2nd Period	0:00	#10 Darnell Clowney	Other
2nd Period	0:00	#13 Clayton Brothers	Other
2nd Period	0:00	#3 Chris Dowdy	Other

### Black Fouls

Period	Clock	Player	Foul
1st Period	0:00	#13 Clayton Brothers	Other (Def)
1st Period	0:00	#10 Darnell Clowney	Other (Def)
1st Period	0:00	#4 Parrish Grant	Other (Def)
1st Period	0:00	#10 Darnell Clowney	Other (Def)
1st Period	0:00	#14 Mike Wilson	Other (Def)
1st Period	0:00	#10 Darnell Clowney	Other (Def)
1st Period	0:00	#0 Nelly Beloveds	Other (Def)
1st Period	0:00	#0 Nelly Beloveds	Other (Def)
2nd Period	0:00	#0 Nelly Beloveds	Adjustment (Removed)
2nd Period	0:00	#0 Nelly Beloveds	Adjustment (Added)
2nd Period	0:00	#0 Nelly Beloveds	Adjustment (Removed)
2nd Period	0:00	#0 Nelly Beloveds	Adjustment (Added)
2nd Period	0:00	#3 Chris Dowdy	Other (Def)
2nd Period	0:00	#14 Mike Wilson	Other (Def)
2nd Period	0:00	#14 Mike Wilson	Other (Def)
2nd Period	0:00	#0 Reece Green	Other (Def)