


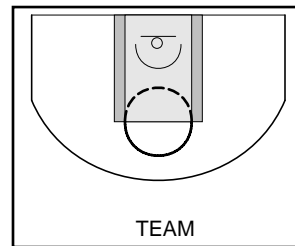
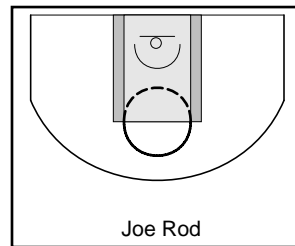
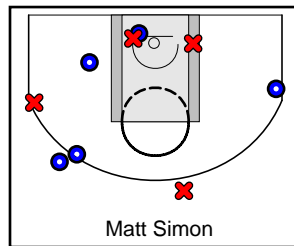
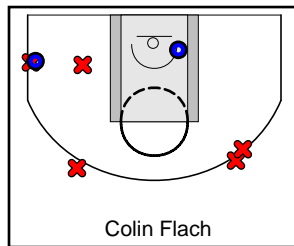
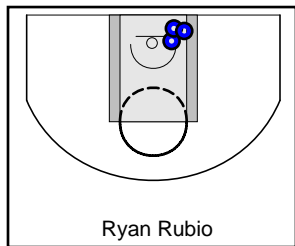

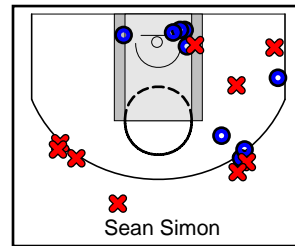
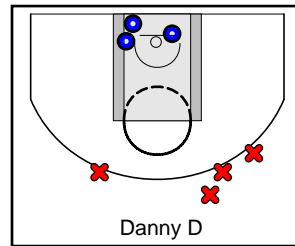
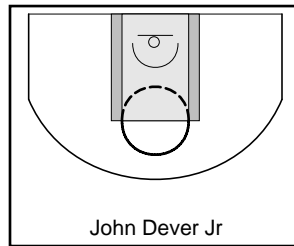
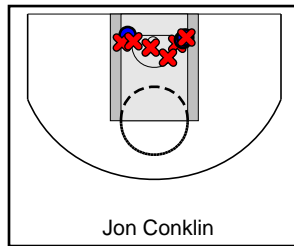
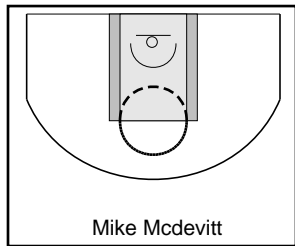
# Baby Blue

7/12/18 Baby Blue at Teal

	1	2	T
Baby Blue	34	27	61
Teal	32	40	72



#	Name	G	MIN	FGM	FGA	FG%	2PM	2PA	2P%	3PM	3PA	3P%	FTM	FTA	FT%	OREB	DREB	REB	AST	STL	BLK	DEF	TO	PF	CHG	PM	PTS
0	Mike Mcdevitt	0	0	0	0	.000	0	0	.000	0	0	.000	0	0	.000	0	0	0	0	0	0	0	0	0	0	0	0
0	Jon Conklin	1	0	3	9	.333	3	9	.333	0	0	.000	0	0	.000	6	6	12	0	0	0	2	0	1	0	-2	6
0	John Dever Jr	0	0	0	0	.000	0	0	.000	0	0	.000	0	0	.000	0	0	0	0	0	0	0	0	0	0	0	0
1	Danny D	1	0	3	7	.429	3	3	1.000	0	4	.000	0	0	.000	0	4	4	4	0	0	1	3	1	0	-4	6
3	Sean Simon	1	0	8	18	.444	5	7	.714	3	11	.273	0	0	.000	0	7	7	2	1	0	0	3	0	0	-4	19
4	Timmy Smith	1	0	2	5	.400	2	5	.400	0	0	.000	1	2	.500	1	2	3	1	0	0	0	3	1	0	6	5
5	Ryan Rubio	1	0	3	3	1.000	3	3	1.000	0	0	.000	1	2	.500	1	6	7	0	0	0	1	0	2	0	-16	7
11	Colin Flach	1	0	2	7	.286	1	2	.500	1	5	.200	0	0	.000	0	1	1	1	1	0	0	1	0	0	-9	5
15	Matt Simon	1	0	5	9	.556	2	4	.500	3	5	.600	0	0	.000	0	3	3	0	0	0	0	2	0	0	-16	13
22	Joe Rod	0	0	0	0	.000	0	0	.000	0	0	.000	0	0	.000	0	0	0	0	0	0	0	0	0	0	0	0
	TEAM	1	0	0	0	.000	0	0	.000	0	0	.000	0	0	.000	0	1	1	0	0	0	0	0	0	0	0	0
	<b>TOTALS</b>	<b>1</b>	<b>0</b>	<b>26</b>	<b>58</b>	<b>.448</b>	<b>19</b>	<b>33</b>	<b>.576</b>	<b>7</b>	<b>25</b>	<b>.280</b>	<b>2</b>	<b>4</b>	<b>.500</b>	<b>8</b>	<b>30</b>	<b>38</b>	<b>8</b>	<b>2</b>	<b>0</b>	<b>4</b>	<b>12</b>	<b>5</b>	<b>0</b>	<b>-11</b>	<b>61</b>



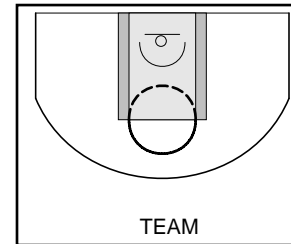
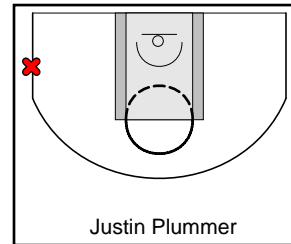
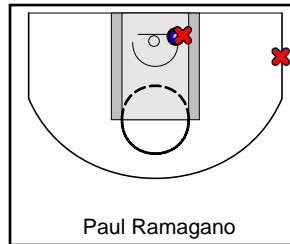
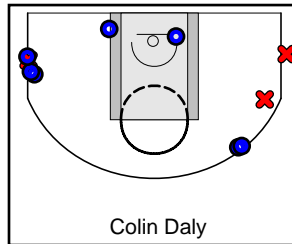
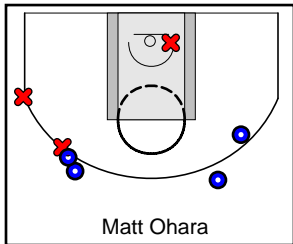
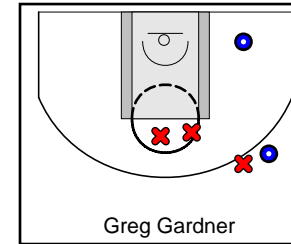

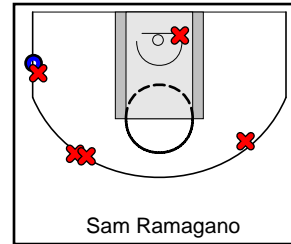
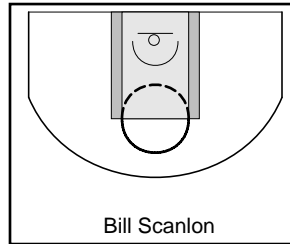
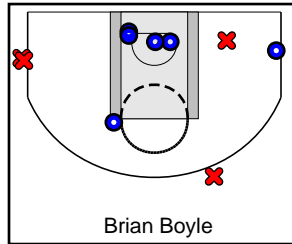
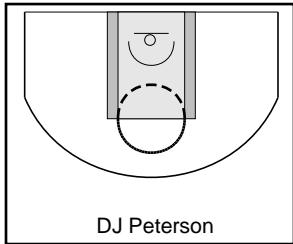
# Teal

7/12/18 Baby Blue at Teal

	1	2	T
Baby Blue	34	27	61
Teal	32	40	72



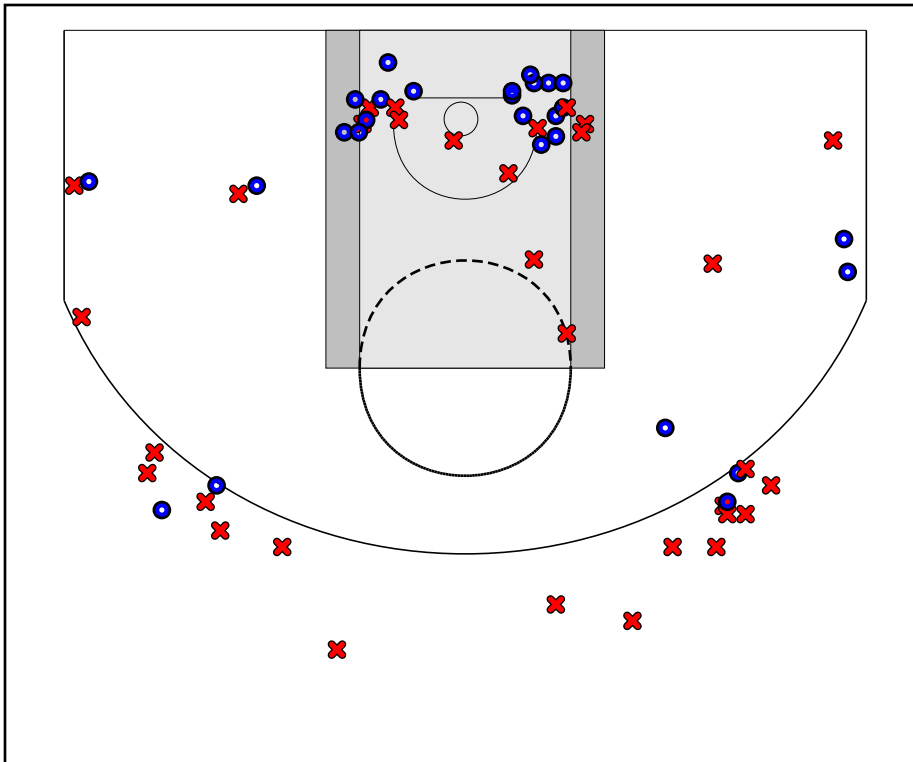
#	Name	G	MIN	FGM	FGA	FG%	2PM	2PA	2P%	3PM	3PA	3P%	FTM	FTA	FT%	OREB	DREB	REB	AST	STL	BLK	DEF	TO	PF	CHG	PM	PTS
3	DJ Peterson	0	0	0	0	.000	0	0	.000	0	0	.000	0	0	.000	0	0	0	0	0	0	0	0	0	0	0	0
4	Brian Boyle	1	0	6	10	.600	5	6	.833	1	4	.250	2	2	1.000	0	1	1	4	1	0	1	0	3	0	13	15
5	Bill Scanlon	0	0	0	0	.000	0	0	.000	0	0	.000	0	0	.000	0	0	0	0	0	0	0	0	0	0	0	0
10	Sam Ramagano	1	0	1	6	.167	0	1	.000	1	5	.200	0	0	.000	0	3	3	2	3	0	0	1	0	0	10	3
11	Eric Brennan	1	0	8	16	.500	8	13	.615	0	3	.000	0	2	.000	0	6	6	4	0	0	2	1	1	0	9	16
12	Greg Gardner	1	0	2	5	.400	1	3	.333	1	2	.500	0	0	.000	1	3	4	0	0	0	1	0	0	0	-3	5
12	Matt O'hara	1	0	4	7	.571	0	1	.000	4	6	.667	0	0	.000	1	1	2	6	2	0	0	0	1	0	0	12
13	Colin Daly	1	0	7	10	.700	2	2	1.000	5	8	.625	0	0	.000	1	3	4	1	3	1	0	2	1	0	2	19
14	Paul Ramagano	1	0	1	3	.333	1	2	.500	0	1	.000	0	0	.000	0	1	1	3	1	0	0	0	0	0	14	2
20	Justin Plummer	1	0	0	1	.000	0	0	.000	0	1	.000	0	0	.000	0	1	1	2	0	0	0	0	0	0	0	0
	TEAM	1	0	0	0	.000	0	0	.000	0	0	.000	0	0	.000	0	3	3	0	0	0	0	0	0	0	0	0
	<b>TOTALS</b>	<b>1</b>	<b>0</b>	<b>29</b>	<b>58</b>	<b>.500</b>	<b>17</b>	<b>28</b>	<b>.607</b>	<b>12</b>	<b>30</b>	<b>.400</b>	<b>2</b>	<b>4</b>	<b>.500</b>	<b>3</b>	<b>22</b>	<b>25</b>	<b>22</b>	<b>10</b>	<b>1</b>	<b>4</b>	<b>4</b>	<b>6</b>	<b>0</b>	<b>11</b>	<b>72</b>



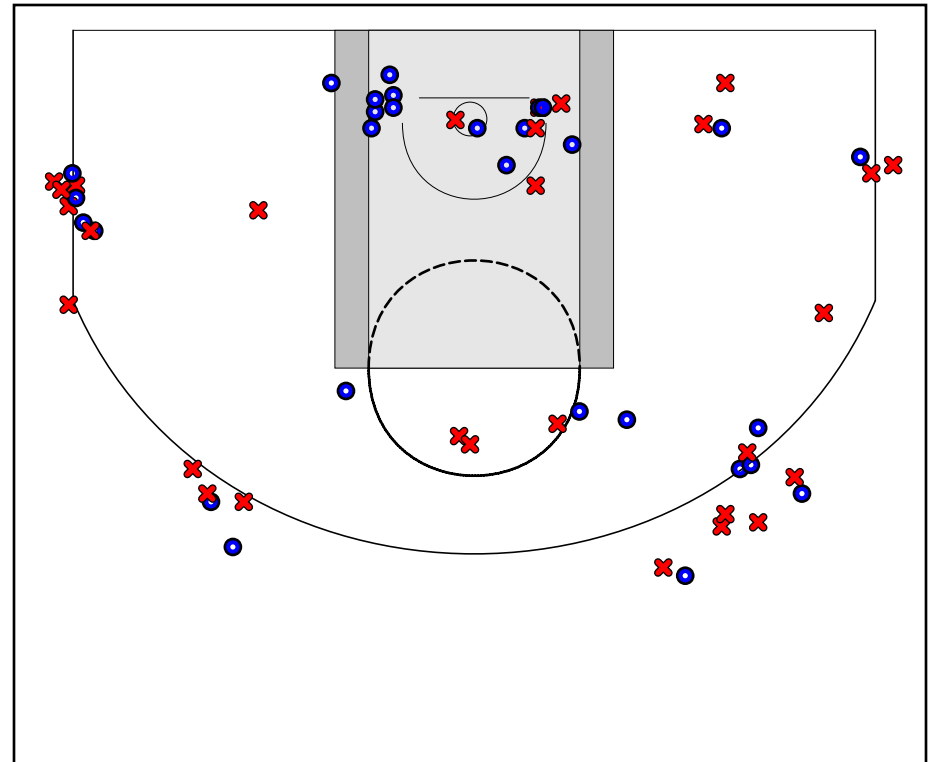
## Game Summary Comparison

Statistic	Baby Blue	Teal
Points	61	72
<i>Field Goals</i>	26 / 58	29 / 58
<i>2 Point</i>	19 / 33	17 / 28
<i>3 Point</i>	7 / 25	12 / 30
<i>Free Throws</i>	2 / 4	2 / 4
Assists	8	22
Rebounds	38	25
<i>Offensive</i>	8	3
<i>Defensive</i>	30	22
Blocks	0	1
Steals	2	10
Deflections	4	4
Turnovers	12	4
Charges Taken	0	0
Personal Fouls	5	6

Baby Blue



Teal



### Baby Blue Turnovers

Period	Clock	Player	Turnover Type
1st Period	0:00	#4 Timmy Smith	Other
1st Period	0:00	#11 Colin Flach	Other
1st Period	0:00	#4 Timmy Smith	Other
1st Period	0:00	#4 Timmy Smith	Other
1st Period	0:00	#3 Sean Simon	Other
1st Period	0:00	#1 Danny D	Other
2nd Period	0:00	#3 Sean Simon	Other
2nd Period	0:00	#1 Danny D	Other
2nd Period	0:00	#15 Matt Simon	Other
2nd Period	0:00	#3 Sean Simon	Other
2nd Period	0:00	#1 Danny D	Other
2nd Period	0:00	#15 Matt Simon	Other

### Baby Blue Fouls

Period	Clock	Player	Foul
1st Period	0:00	#5 Ryan Rubio	Other (Def)
1st Period	0:00	#4 Timmy Smith	Other (Def)
1st Period	0:00	#0 Jon Conklin	Other (Def)
2nd Period	0:00	#1 Danny D	Other (Def)
2nd Period	0:00	#5 Ryan Rubio	Other (Def)

### Teal Turnovers

Period	Clock	Player	Turnover Type
1st Period	0:00	#13 Colin Daly	Other
1st Period	0:00	#10 Sam Ramagano	Other
1st Period	0:00	#11 Eric Brennan	Other
2nd Period	0:00	#13 Colin Daly	Other

### Teal Fouls

Period	Clock	Player	Foul
1st Period	0:00	#4 Brian Boyle	Other (Def)
1st Period	0:00	#4 Brian Boyle	Other (Def)
1st Period	0:00	#13 Colin Daly	Other (Def)
1st Period	0:00	#11 Eric Brennan	Other (Def)
2nd Period	0:00	#4 Brian Boyle	Other (Def)
2nd Period	0:00	#12 Matt Ohara	Other (Def)