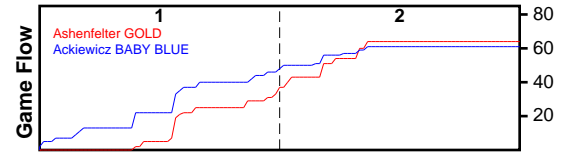


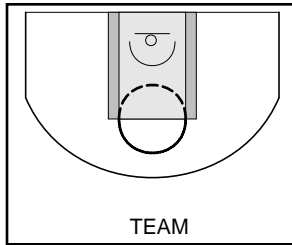
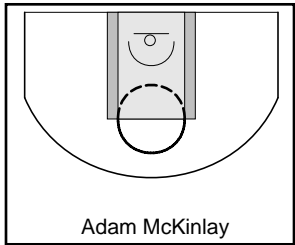
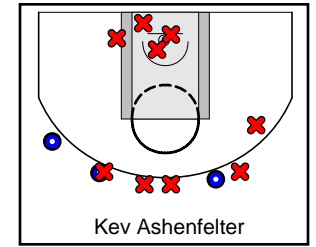
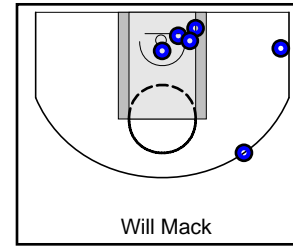
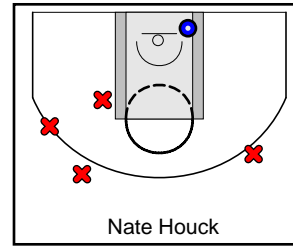
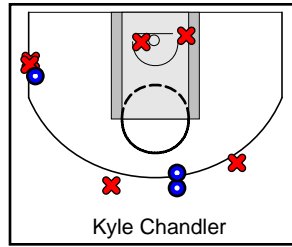
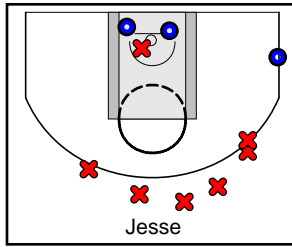
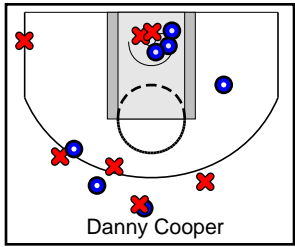
Ashenfelter GOLD

7/12/17 Ashenfelter GOLD at Ackiewicz BABY BLUE

| | 1 | 2 | T |
|------------------|----|----|----|
| Ashenfelter GOLD | 37 | 27 | 64 |
| Ackiewicz BABY | 48 | 13 | 61 |



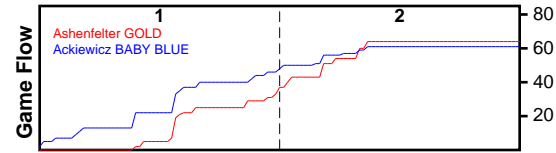
| # | Name | G | MIN | FGM | FGA | FG% | 2PM | 2PA | 2P% | 3PM | 3PA | 3P% | FTM | FTA | FT% | OREB | DREB | REB | AST | STL | BLK | DEF | TO | PF | CHG | PM | PTS |
|----|-----------------|---|-----|-----|-----|-------|-----|-----|-------|-----|-----|-------|-----|-----|------|------|------|-----|-----|-----|-----|-----|----|----|-----|-----|-----|
| 0 | Danny Cooper | 1 | 40 | 7 | 14 | .500 | 4 | 6 | .667 | 3 | 8 | .375 | 2 | 3 | .667 | 0 | 5 | 5 | 1 | 1 | 0 | 0 | 3 | 0 | 0 | -1 | 19 |
| 0 | Jesse | 1 | 21 | 3 | 10 | .300 | 2 | 3 | .667 | 1 | 7 | .143 | 0 | 0 | .000 | 1 | 1 | 2 | 2 | 0 | 0 | 0 | 0 | 2 | 0 | -6 | 7 |
| 3 | Kyle Chandler | 1 | 27 | 3 | 9 | .333 | 0 | 2 | .000 | 3 | 7 | .429 | 0 | 0 | .000 | 1 | 0 | 1 | 0 | 0 | 0 | 4 | 1 | 3 | 0 | 15 | 9 |
| 4 | Nate Houck | 1 | 35 | 1 | 5 | .200 | 1 | 2 | .500 | 0 | 3 | .000 | 1 | 2 | .500 | 1 | 2 | 3 | 0 | 0 | 0 | 0 | 0 | 4 | 0 | 10 | 3 |
| 4 | Will Mack | 1 | 32 | 6 | 6 | 1.000 | 4 | 4 | 1.000 | 2 | 2 | 1.000 | 0 | 0 | .000 | 2 | 4 | 6 | 3 | 4 | 1 | 1 | 1 | 3 | 0 | 11 | 14 |
| 11 | Kev Ashenfelter | 1 | 40 | 3 | 12 | .250 | 0 | 4 | .000 | 3 | 8 | .375 | 3 | 4 | .750 | 0 | 7 | 7 | 7 | 3 | 1 | 0 | 0 | 2 | 0 | 3 | 12 |
| 12 | Adam McKinlay | 1 | 9 | 0 | 0 | .000 | 0 | 0 | .000 | 0 | 0 | .000 | 0 | 0 | .000 | 0 | 0 | 0 | 0 | 0 | 0 | 0 | 0 | 0 | 0 | -17 | 0 |
| | TEAM | 1 | 0 | 0 | 0 | .000 | 0 | 0 | .000 | 0 | 0 | .000 | 0 | 0 | .000 | 0 | 5 | 5 | 0 | 0 | 0 | 0 | 0 | 0 | 0 | 0 | 0 |
| | TOTALS | 1 | 40 | 23 | 56 | .411 | 11 | 21 | .524 | 12 | 35 | .343 | 6 | 9 | .667 | 5 | 24 | 29 | 13 | 8 | 2 | 5 | 5 | 14 | 0 | 3 | 64 |



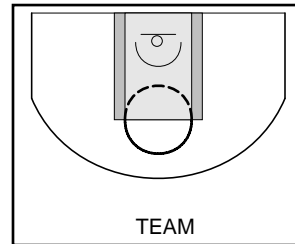
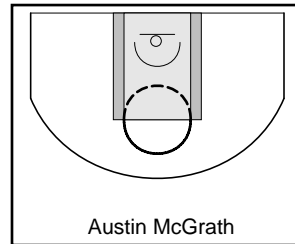
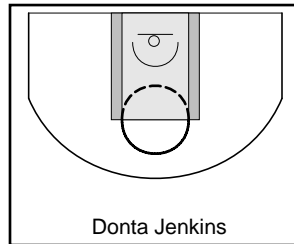
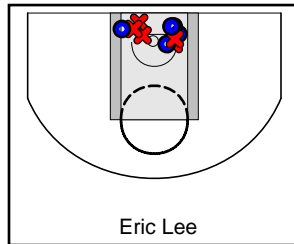
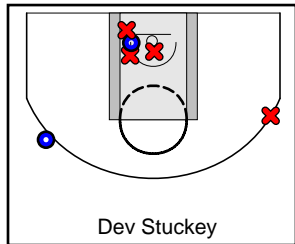
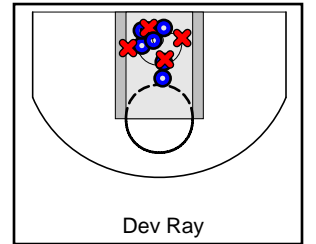
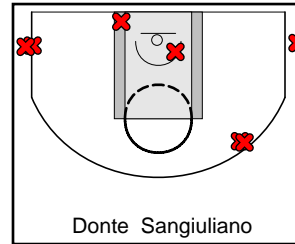
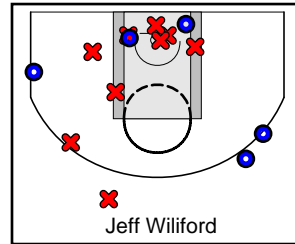
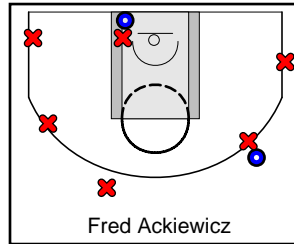
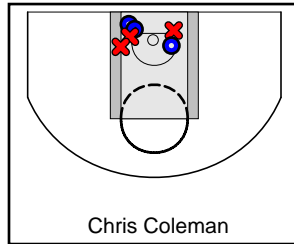
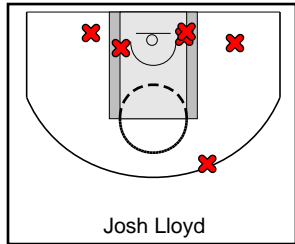
Ackiewicz BABY BLUE

7/12/17 Ashenfelter GOLD at Ackiewicz BABY BLUE

| | 1 | 2 | T |
|------------------|----|----|----|
| Ashenfelter GOLD | 37 | 27 | 64 |
| Ackiewicz BABY | 48 | 13 | 61 |



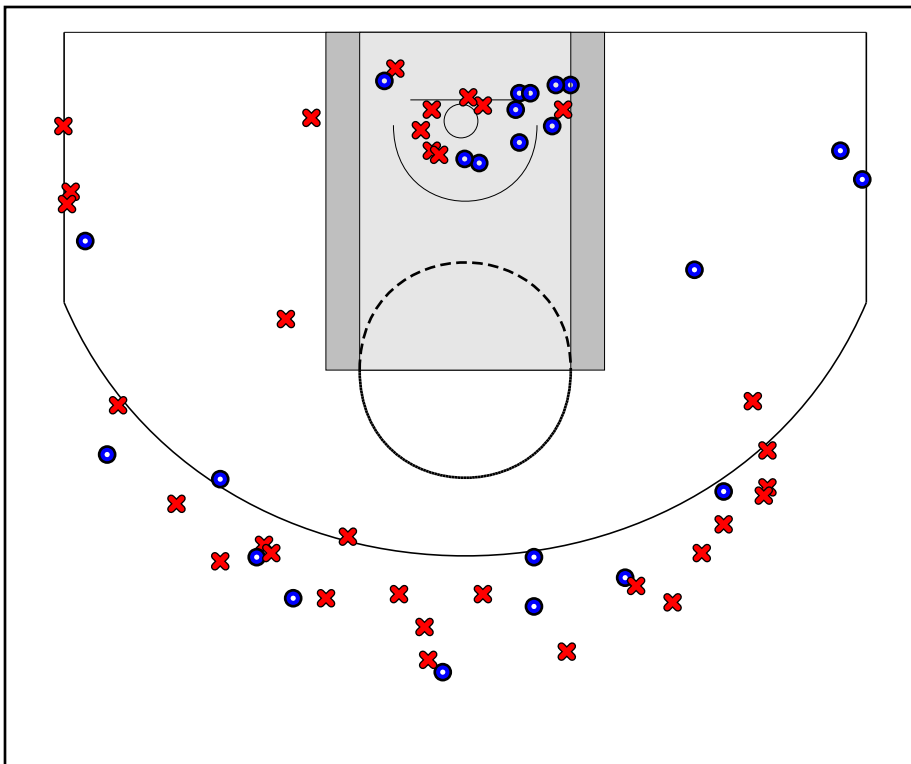
| # | Name | G | MIN | FGM | FGA | FG% | 2PM | 2PA | 2P% | 3PM | 3PA | 3P% | FTM | FTA | FT% | OREB | DREB | REB | AST | STL | BLK | DEF | TO | PF | CHG | PM | PTS |
|----|-------------------|---|-----|-----|-----|------|-----|-----|------|-----|-----|------|-----|-----|------|------|------|-----|-----|-----|-----|-----|----|----|-----|-----|-----|
| 3 | Josh Lloyd | 1 | 7 | 0 | 6 | .000 | 0 | 5 | .000 | 0 | 1 | .000 | 0 | 0 | .000 | 1 | 0 | 1 | 1 | 0 | 0 | 0 | 0 | 1 | 0 | -4 | 0 |
| 4 | Chris Coleman | 1 | 32 | 3 | 6 | .500 | 3 | 6 | .500 | 0 | 0 | .000 | 0 | 0 | .000 | 4 | 5 | 9 | 0 | 1 | 0 | 0 | 1 | 0 | 0 | 2 | 6 |
| 5 | Fred Ackiewicz | 1 | 27 | 2 | 8 | .250 | 1 | 2 | .500 | 1 | 6 | .167 | 5 | 6 | .833 | 0 | 0 | 0 | 0 | 0 | 0 | 0 | 0 | 1 | 0 | -14 | 10 |
| 10 | Jeff Wiliford | 1 | 20 | 5 | 14 | .357 | 2 | 9 | .222 | 3 | 5 | .600 | 0 | 0 | .000 | 2 | 6 | 8 | 1 | 1 | 1 | 0 | 2 | 5 | 0 | -20 | 13 |
| 11 | Donte Sangiuliano | 1 | 29 | 0 | 7 | .000 | 0 | 2 | .000 | 0 | 5 | .000 | 0 | 0 | .000 | 2 | 1 | 3 | 0 | 0 | 1 | 0 | 2 | 1 | 0 | 5 | 0 |
| 12 | Dev Ray | 1 | 38 | 7 | 11 | .636 | 7 | 11 | .636 | 0 | 0 | .000 | 3 | 6 | .500 | 2 | 10 | 12 | 4 | 0 | 0 | 0 | 4 | 0 | 0 | -4 | 17 |
| 13 | Dev Stuckey | 1 | 15 | 2 | 6 | .333 | 1 | 4 | .250 | 1 | 2 | .500 | 0 | 0 | .000 | 1 | 5 | 6 | 0 | 1 | 0 | 1 | 0 | 1 | 0 | 15 | 5 |
| 15 | Eric Lee | 1 | 36 | 5 | 10 | .500 | 5 | 10 | .500 | 0 | 0 | .000 | 0 | 0 | .000 | 8 | 4 | 12 | 0 | 0 | 1 | 0 | 1 | 0 | 0 | 5 | 10 |
| 20 | Donta Jenkins | 0 | 0 | 0 | 0 | .000 | 0 | 0 | .000 | 0 | 0 | .000 | 0 | 0 | .000 | 0 | 0 | 0 | 0 | 0 | 0 | 0 | 0 | 0 | 0 | 0 | 0 |
| 21 | Austin McGrath | 0 | 0 | 0 | 0 | .000 | 0 | 0 | .000 | 0 | 0 | .000 | 0 | 0 | .000 | 0 | 0 | 0 | 0 | 0 | 0 | 0 | 0 | 0 | 0 | 0 | 0 |
| | TEAM | 1 | 0 | 0 | 0 | .000 | 0 | 0 | .000 | 0 | 0 | .000 | 0 | 0 | .000 | 2 | 1 | 3 | 0 | 0 | 0 | 0 | 0 | 0 | 0 | 0 | 0 |
| | TOTALS | 1 | 40 | 24 | 68 | .353 | 19 | 49 | .388 | 5 | 19 | .263 | 8 | 12 | .667 | 22 | 32 | 54 | 6 | 3 | 3 | 1 | 10 | 9 | 0 | -3 | 61 |



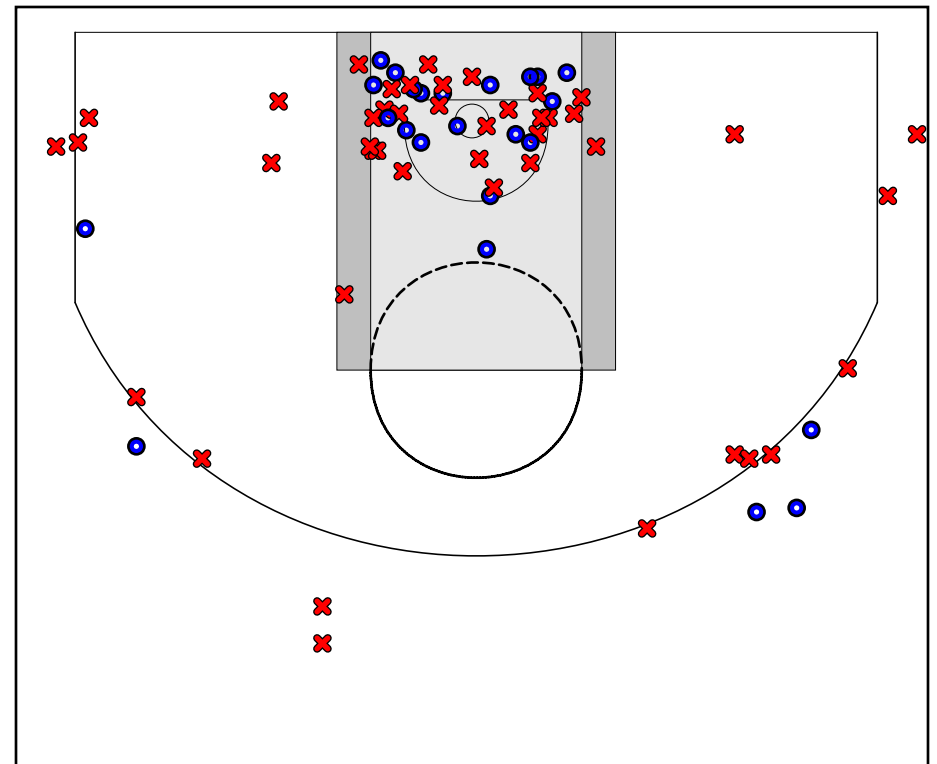
Game Summary Comparison

| Statistic | Ashenfelter GOLD | Ackiewicz BABY BLUE |
|--------------------|------------------|---------------------|
| Points | 64 | 61 |
| <i>Field Goals</i> | 23 / 56 | 24 / 68 |
| <i>2 Point</i> | 11 / 21 | 19 / 49 |
| <i>3 Point</i> | 12 / 35 | 5 / 19 |
| <i>Free Throws</i> | 6 / 9 | 8 / 12 |
| Assists | 13 | 6 |
| Rebounds | 29 | 54 |
| <i>Offensive</i> | 5 | 22 |
| <i>Defensive</i> | 24 | 32 |
| Blocks | 2 | 3 |
| Steals | 8 | 3 |
| Deflections | 5 | 1 |
| Turnovers | 5 | 10 |
| Charges Taken | 0 | 0 |
| Personal Fouls | 14 | 9 |

Ashenfelter GOLD



Ackiewicz BABY BLUE



Ashenfelter GOLD Turnovers

| Period | Clock | Player | Turnover Type |
|------------|-------|------------------|---------------|
| 1st Period | 17:16 | #0 Danny Cooper | Other |
| 1st Period | 11:49 | #0 Danny Cooper | Other |
| 1st Period | 8:39 | #3 Kyle Chandler | Other |
| 1st Period | 8:39 | #0 Danny Cooper | Other |
| 1st Period | 1:59 | #4 Will Mack | Other |

Ashenfelter GOLD Fouls

| Period | Clock | Player | Foul |
|------------|-------|---------------------|-------------|
| 1st Period | 8:39 | #3 Kyle Chandler | Other (Def) |
| 1st Period | 8:39 | #3 Kyle Chandler | Other (Def) |
| 1st Period | 8:39 | #4 Will Mack | Other (Def) |
| 1st Period | 8:39 | #0 Jesse | Other (Def) |
| 1st Period | 8:39 | #0 Jesse | Other (Def) |
| 2nd Period | 19:27 | #4 Nate Houck | Other (Def) |
| 2nd Period | 16:51 | #4 Will Mack | Other (Def) |
| 2nd Period | 16:16 | #11 Kev Ashenfelter | Other (Def) |
| 2nd Period | 16:16 | #4 Nate Houck | Other (Def) |
| 2nd Period | 14:34 | #4 Will Mack | Other (Def) |
| 2nd Period | 14:34 | #11 Kev Ashenfelter | Other (Def) |
| 2nd Period | 14:34 | #3 Kyle Chandler | Other (Def) |
| 2nd Period | 13:27 | #4 Nate Houck | Other (Def) |
| 2nd Period | 13:16 | #4 Nate Houck | Other (Def) |

Ackiewicz BABY BLUE Turnovers

| Period | Clock | Player | Turnover Type |
|------------|-------|-----------------------|---------------|
| 1st Period | 17:32 | #12 Dev Ray | Other |
| 1st Period | 10:58 | #12 Dev Ray | Other |
| 1st Period | 10:38 | #10 Jeff Wiliford | Other |
| 1st Period | 9:01 | #10 Jeff Wiliford | Other |
| 1st Period | 8:48 | #15 Eric Lee | Other |
| 1st Period | 8:39 | #11 Donte Sangiuliano | Other |
| 1st Period | 8:39 | #11 Donte Sangiuliano | Other |
| 1st Period | 8:39 | #12 Dev Ray | Other |
| 2nd Period | 18:29 | #4 Chris Coleman | Other |
| 2nd Period | 16:16 | #12 Dev Ray | Other |

Ackiewicz BABY BLUE Fouls

| Period | Clock | Player | Foul |
|------------|-------|-----------------------|-------------|
| 1st Period | 7:42 | #10 Jeff Wiliford | Other (Def) |
| 1st Period | 2:30 | #3 Josh Lloyd | Other (Def) |
| 1st Period | 0:00 | #10 Jeff Wiliford | Other (Def) |
| 2nd Period | 16:16 | #13 Dev Stuckey | Other (Def) |
| 2nd Period | 14:40 | #10 Jeff Wiliford | Other (Def) |
| 2nd Period | 12:49 | #10 Jeff Wiliford | Other (Def) |
| 2nd Period | 12:46 | #5 Fred Ackiewicz | Other (Def) |
| 2nd Period | 12:46 | #10 Jeff Wiliford | Other (Def) |
| 2nd Period | 12:30 | #11 Donte Sangiuliano | Other (Def) |