

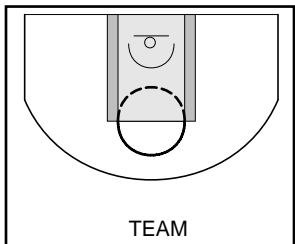
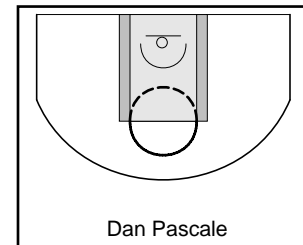
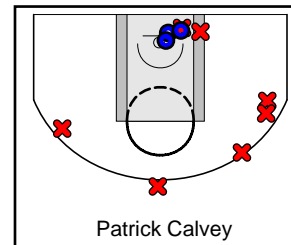
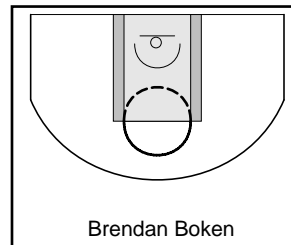
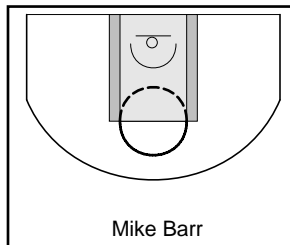
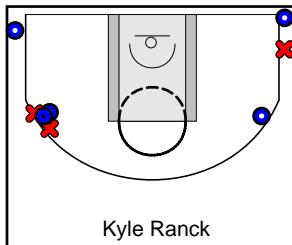
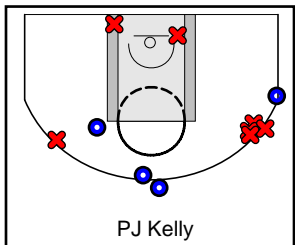
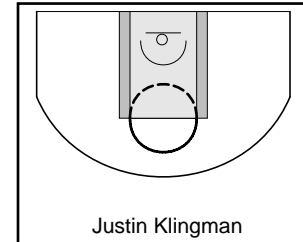
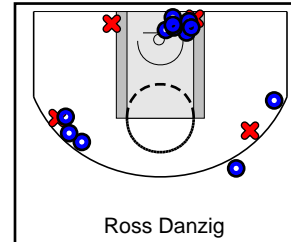
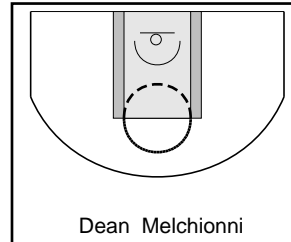
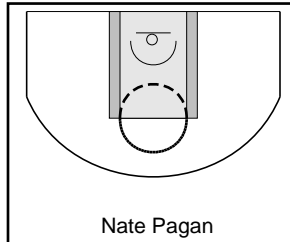
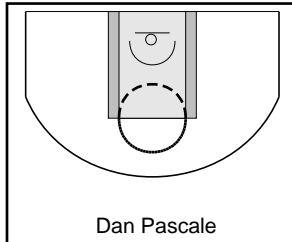
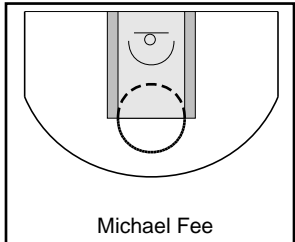
# Danzig ORANGE

7/11/17 Danzig ORANGE at McInerney PURPLE

	1	OT1	T
Danzig ORANGE	28	42	70
McInerney	39	34	73



#	Name	G	MIN	FGM	FGA	FG%	2PM	2PA	2P%	3PM	3PA	3P%	FTM	FTA	FT%	OREB	DREB	REB	AST	STL	BLK	DEF	TO	PF	CHG	PM	PTS
0	Michael Fee	0	0	0	0	.000	0	0	.000	0	0	.000	0	0	.000	0	0	0	0	0	0	0	0	0	0	0	0
0	Dan Pascale	0	0	0	0	.000	0	0	.000	0	0	.000	0	0	.000	0	0	0	0	0	0	0	0	0	0	0	0
0	Nate Pagan	0	0	0	0	.000	0	0	.000	0	0	.000	0	0	.000	0	0	0	0	0	0	0	0	0	0	0	0
0	Dean Melchionni	1	0	0	0	.000	0	0	.000	0	0	.000	0	0	.000	0	0	0	0	0	0	0	0	3	0	-3	0
3	Ross Danzig	1	0	12	17	.706	7	10	.700	5	7	.714	0	0	.000	2	12	14	5	1	1	0	0	1	0	-3	29
4	Justin Klingman	0	0	0	0	.000	0	0	.000	0	0	.000	0	0	.000	0	0	0	0	0	0	0	0	0	0	0	0
5	PJ Kelly	1	0	4	11	.364	1	3	.333	3	8	.375	0	0	.000	0	3	3	2	2	0	0	1	4	0	-3	11
10	Kyle Ranck	1	0	5	8	.625	0	0	.000	5	8	.625	0	0	.000	1	3	4	2	0	1	0	3	0	0	-3	15
12	Mike Barr	0	0	0	0	.000	0	0	.000	0	0	.000	0	0	.000	0	0	0	0	0	0	0	0	0	0	0	0
13	Brendan Boken	0	0	0	0	.000	0	0	.000	0	0	.000	0	0	.000	0	0	0	0	0	0	0	0	0	0	0	0
15	Patrick Calvey	1	0	3	10	.300	3	5	.600	0	5	.000	1	2	.500	0	6	6	3	1	1	0	1	2	0	-3	7
20	Dan Pascale	0	0	0	0	.000	0	0	.000	0	0	.000	0	0	.000	0	0	0	0	0	0	0	0	0	0	0	0
	TEAM	1	0	3	3	1.000	2	2	1.000	1	1	1.000	1	1	1.000	1	5	6	0	0	0	0	1	2	0	0	8
	<b>TOTALS</b>	<b>1</b>	<b>0</b>	<b>27</b>	<b>49</b>	<b>.551</b>	<b>13</b>	<b>20</b>	<b>.650</b>	<b>14</b>	<b>29</b>	<b>.483</b>	<b>2</b>	<b>3</b>	<b>.667</b>	<b>4</b>	<b>29</b>	<b>33</b>	<b>12</b>	<b>4</b>	<b>3</b>	<b>0</b>	<b>6</b>	<b>12</b>	<b>0</b>	<b>-3</b>	<b>70</b>



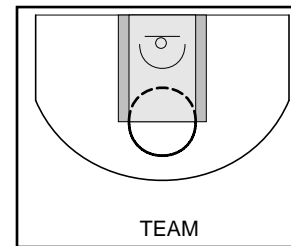
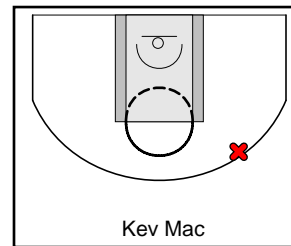
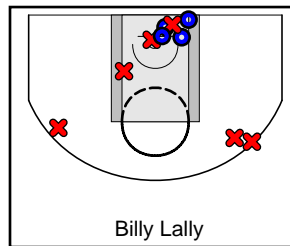
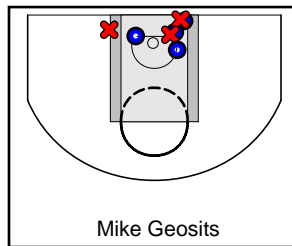
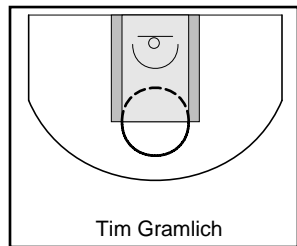
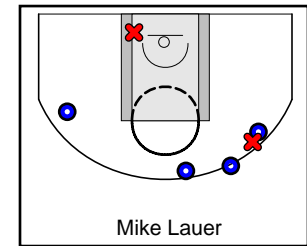
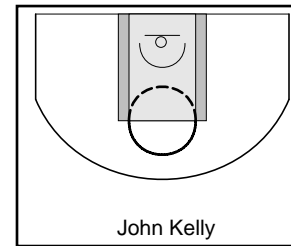
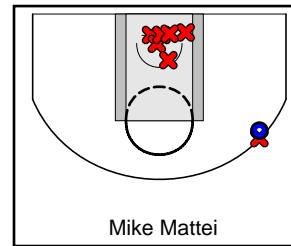
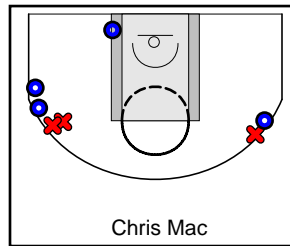
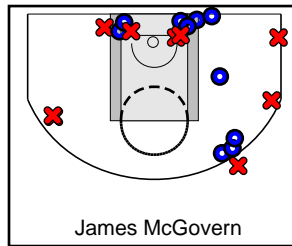
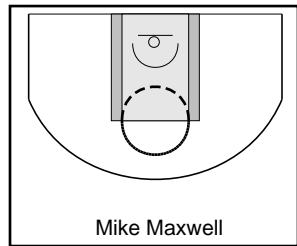
# McInerney PURPLE

7/11/17 Danzig ORANGE at McInerney PURPLE

	1	OT1	T
Danzig ORANGE	28	42	70
McInerney	39	34	73



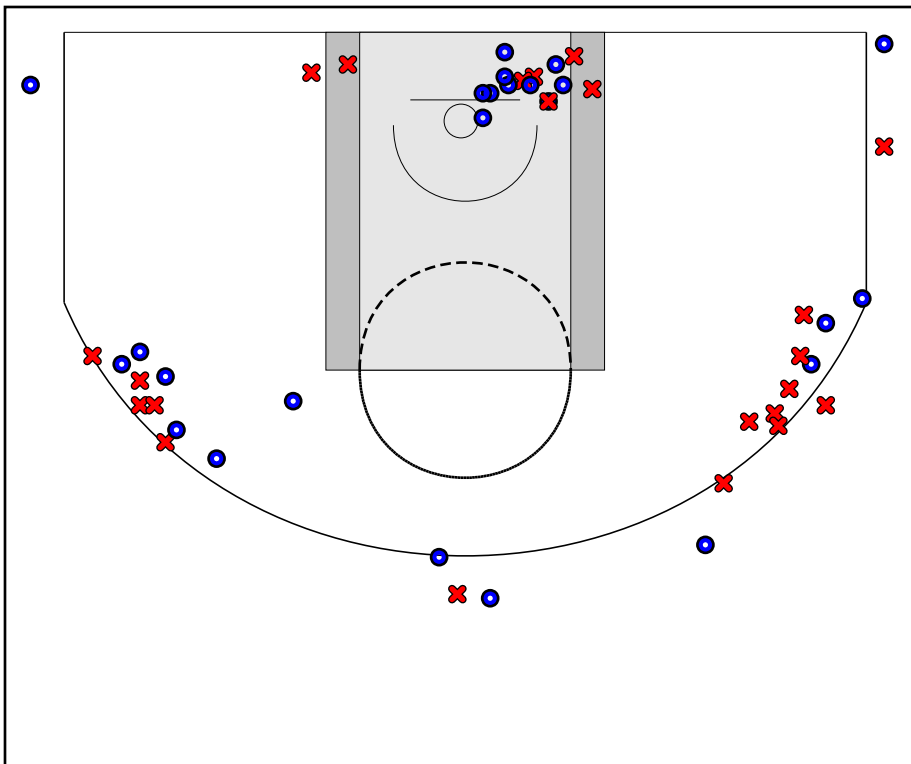
#	Name	G	MIN	FGM	FGA	FG%	2PM	2PA	2P%	3PM	3PA	3P%	FTM	FTA	FT%	OREB	DREB	REB	AST	STL	BLK	DEF	TO	PF	CHG	PM	PTS
0	Mike Maxwell	0	0	0	0	.000	0	0	.000	0	0	.000	0	0	.000	0	0	0	0	0	0	0	0	0	0	0	0
3	James McGovern	1	0	10	19	.526	7	11	.636	3	8	.375	4	4	1.000	0	2	2	2	0	0	0	1	0	0	3	27
4	Chris Mac	1	0	4	7	.571	1	1	1.000	3	6	.500	0	0	.000	0	8	8	3	0	0	0	0	1	0	5	11
5	Mike Mattei	1	0	1	8	.125	0	6	.000	1	2	.500	2	2	1.000	2	2	4	1	0	3	1	0	1	0	-3	5
10	John Kelly	0	0	0	0	.000	0	0	.000	0	0	.000	0	0	.000	0	0	0	0	0	0	0	0	0	0	0	0
11	Mike Lauer	1	0	4	6	.667	0	1	.000	4	5	.800	0	0	.000	0	1	1	2	2	0	0	2	0	0	-6	12
12	Tim Gramlich	0	0	0	0	.000	0	0	.000	0	0	.000	0	0	.000	0	0	0	0	0	0	0	0	0	0	0	0
13	Mike Geosits	1	0	4	7	.571	4	7	.571	0	0	.000	0	0	.000	0	6	6	2	1	2	0	0	4	0	6	8
14	Billy Lally	1	0	4	10	.400	4	7	.571	0	3	.000	2	2	1.000	2	3	5	1	1	0	0	1	2	0	9	10
15	Kev Mac	1	0	0	1	.000	0	0	.000	0	1	.000	0	0	.000	0	2	2	1	0	0	0	0	3	0	1	0
	TEAM	1	0	0	0	.000	0	0	.000	0	0	.000	0	0	.000	0	1	1	0	0	0	0	0	0	0	0	0
	<b>TOTALS</b>	<b>1</b>	<b>0</b>	<b>27</b>	<b>58</b>	<b>.466</b>	<b>16</b>	<b>33</b>	<b>.485</b>	<b>11</b>	<b>25</b>	<b>.440</b>	<b>8</b>	<b>8</b>	<b>1.000</b>	<b>4</b>	<b>25</b>	<b>29</b>	<b>12</b>	<b>4</b>	<b>5</b>	<b>1</b>	<b>4</b>	<b>11</b>	<b>0</b>	<b>3</b>	<b>73</b>



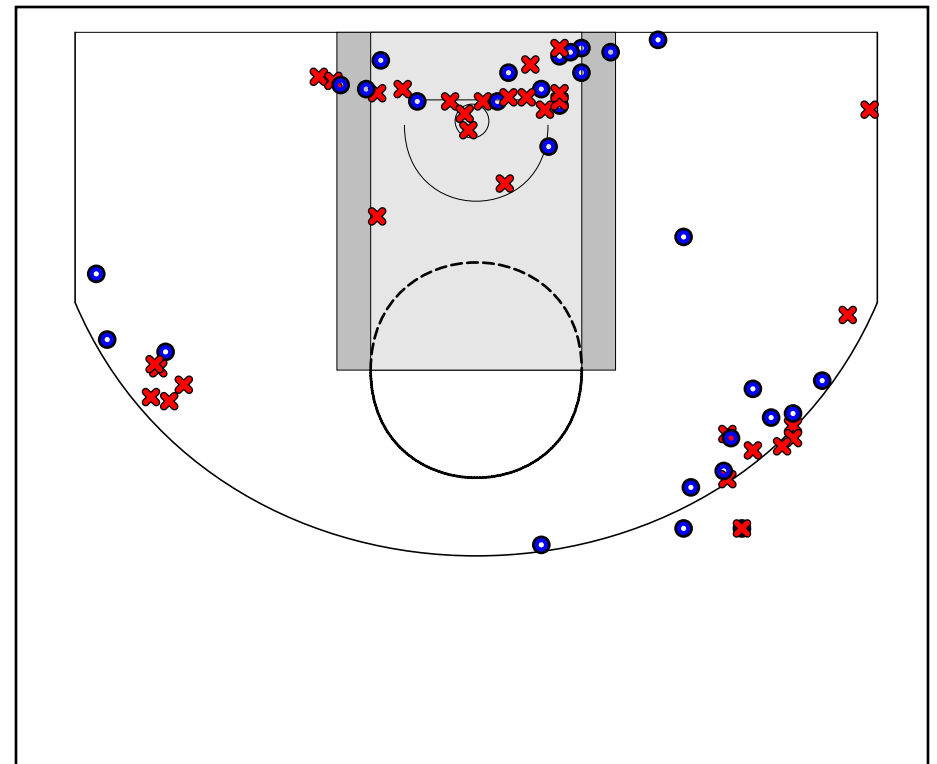
## Game Summary Comparison

Statistic	Danzig ORANGE	McInerney PURPLE
Points	70	73
<i>Field Goals</i>	27 / 49	27 / 58
<i>2 Point</i>	13 / 20	16 / 33
<i>3 Point</i>	14 / 29	11 / 25
<i>Free Throws</i>	2 / 3	8 / 8
Assists	12	12
Rebounds	33	29
<i>Offensive</i>	4	4
<i>Defensive</i>	29	25
Blocks	3	5
Steals	4	4
Deflections	0	1
Turnovers	6	4
Charges Taken	0	0
Personal Fouls	12	11

Danzig ORANGE



McInerney PURPLE



### Danzig ORANGE Turnovers

Period	Clock	Player	Turnover Type
1st Period	0:00	#10 Kyle Ranck	Other
2nd Period	0:00	#10 Kyle Ranck	Other
2nd Period	0:00	#10 Kyle Ranck	Other
2nd Period	0:00	#5 PJ Kelly	Other
2nd Period	0:00	Team	Other
2nd Period	0:00	#15 Patrick Calvey	Other

### Danzig ORANGE Fouls

Period	Clock	Player	Foul
1st Period	0:00	#0 Dean Melchionni	Other (Def)
1st Period	0:00	#0 Dean Melchionni	Other (Def)
1st Period	0:00	#5 PJ Kelly	Other (Def)
1st Period	0:00	#15 Patrick Calvey	Other (Def)
1st Period	0:00	#5 PJ Kelly	Other (Def)
2nd Period	0:00	#0 Dean Melchionni	Other (Def)
2nd Period	0:00	The team	Other (Def)
2nd Period	0:00	#5 PJ Kelly	Other (Def)
2nd Period	0:00	The team	Other (Def)
2nd Period	0:00	#5 PJ Kelly	Other (Def)
2nd Period	0:00	#15 Patrick Calvey	Other (Def)
2nd Period	0:00	#3 Ross Danzig	Other (Def)

### McInerney PURPLE Turnovers

Period	Clock	Player	Turnover Type
2nd Period	0:00	#11 Mike Lauer	Other
2nd Period	0:00	#3 James McGovern	Other
2nd Period	0:00	#11 Mike Lauer	Other
2nd Period	0:00	#14 Billy Lally	Other

### McInerney PURPLE Fouls

Period	Clock	Player	Foul
1st Period	0:00	#13 Mike Geosits	Other (Def)
1st Period	0:00	#5 Mike Mattei	Other (Def)
1st Period	0:00	#15 Kev Mac	Other (Def)
1st Period	0:00	#15 Kev Mac	Other (Def)
1st Period	0:00	#4 Chris Mac	Other (Def)
2nd Period	0:00	#14 Billy Lally	Other (Def)
2nd Period	0:00	#13 Mike Geosits	Other (Def)
2nd Period	0:00	#15 Kev Mac	Other (Def)
2nd Period	0:00	#14 Billy Lally	Other (Def)
2nd Period	0:00	#13 Mike Geosits	Other (Def)
2nd Period	0:00	#13 Mike Geosits	Other (Def)