


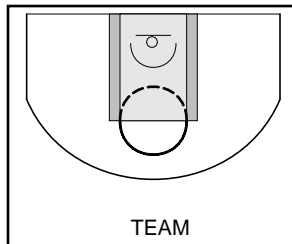
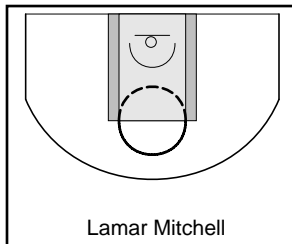
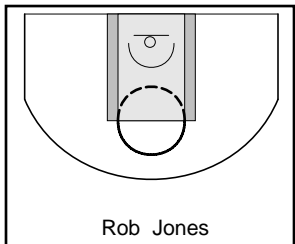
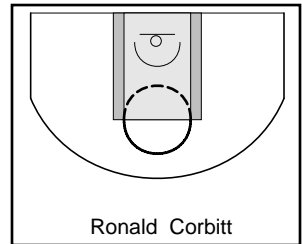
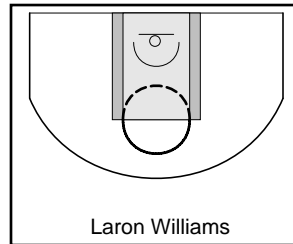
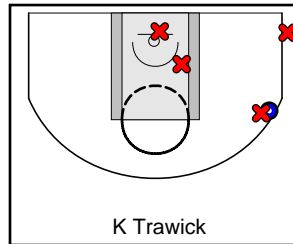
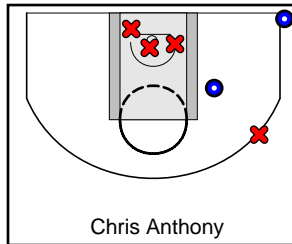
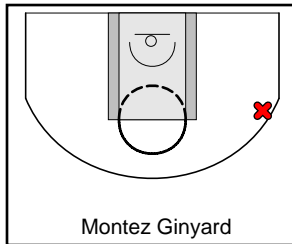
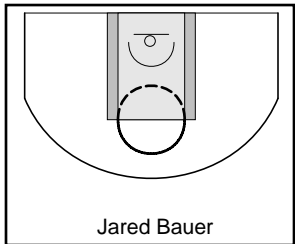
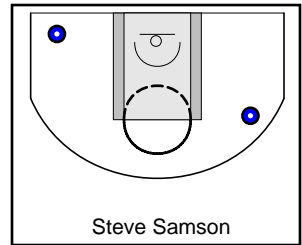
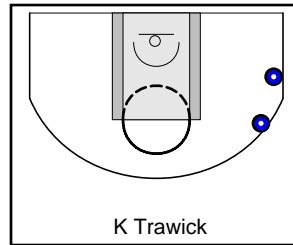
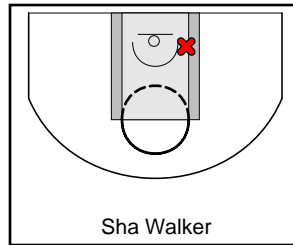
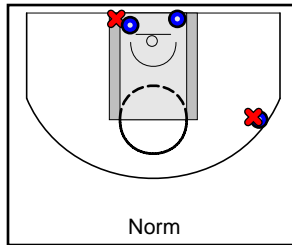
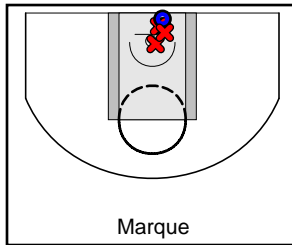
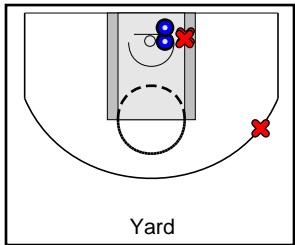
Anthony NAVY BLUE

7/11/17 Anthony NAVY BLUE at Grant BLACK

	1	OT1	T
Anthony NAVY	24	12	36
Grant BLACK	14	27	41



#	Name	G	MIN	FGM	FGA	FG%	2PM	2PA	2P%	3PM	3PA	3P%	FTM	FTA	FT%	OREB	DREB	REB	AST	STL	BLK	DEF	TO	PF	CHG	PM	PTS
0	Yard	1	0	2	5	.400	2	4	.500	0	1	.000	0	1	.000	2	4	6	0	0	0	0	2	0	0	-2	4
0	Marque	1	0	2	5	.400	2	5	.400	0	0	.000	0	0	.000	2	1	3	0	0	0	0	2	5	0	-2	4
0	Norm	1	0	3	5	.600	2	3	.667	1	2	.500	0	2	.000	0	4	4	0	1	2	0	1	5	0	-5	7
0	Sha Walker	1	0	0	1	.000	0	1	.000	0	0	.000	0	0	.000	2	3	5	0	0	0	0	0	1	0	-2	0
0	K Trawick	1	0	2	2	1.000	0	0	.000	2	2	1.000	2	2	1.000	0	0	0	0	0	0	0	0	3	0	-2	8
0	Steve Samson	1	0	2	2	1.000	1	1	1.000	1	1	1.000	0	0	.000	0	0	0	0	0	0	0	0	2	0	0	5
0	Jared Bauer	0	0	0	0	.000	0	0	.000	0	0	.000	0	0	.000	0	0	0	0	0	0	0	0	0	0	0	0
3	Montez Ginyard	1	0	0	1	.000	0	0	.000	0	1	.000	0	0	.000	0	0	0	0	1	0	0	2	2	0	-5	0
4	Chris Anthony	1	0	2	6	.333	1	4	.250	1	2	.500	0	0	.000	1	0	1	0	1	0	0	0	3	0	-3	5
5	K Trawick	1	0	1	5	.200	0	2	.000	1	3	.333	0	0	.000	0	0	0	0	1	0	0	0	1	0	-4	3
10	Laron Williams	0	0	0	0	.000	0	0	.000	0	0	.000	0	0	.000	0	0	0	0	0	0	0	0	0	0	0	0
11	Ronald Corbitt	0	0	0	0	.000	0	0	.000	0	0	.000	0	0	.000	0	0	0	0	0	0	0	0	0	0	0	0
12	Rob Jones	0	0	0	0	.000	0	0	.000	0	0	.000	0	0	.000	0	0	0	0	0	0	0	0	0	0	0	0
13	Lamar Mitchell	0	0	0	0	.000	0	0	.000	0	0	.000	0	0	.000	0	0	0	0	0	0	0	0	0	0	0	0
	TEAM	1	0	0	0	.000	0	0	.000	0	0	.000	0	0	.000	0	2	2	0	0	0	0	0	0	0	0	0
	TOTALS	1	0	14	32	.438	8	20	.400	6	12	.500	2	5	.400	7	14	21	0	4	2	0	7	22	0	-5	36



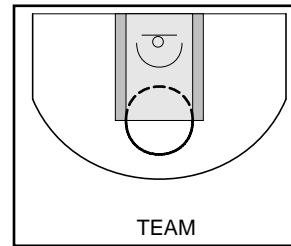
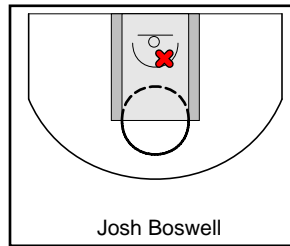
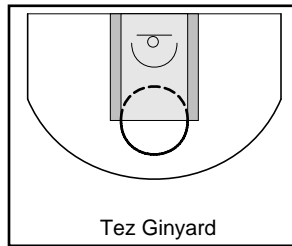
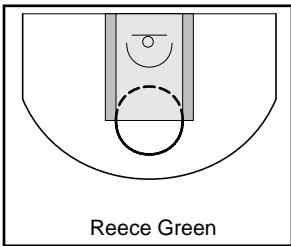
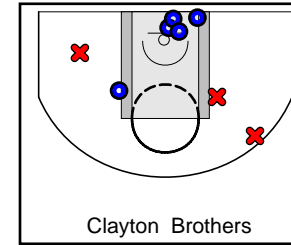
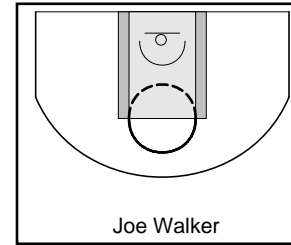
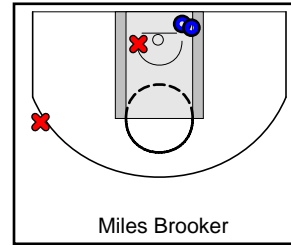
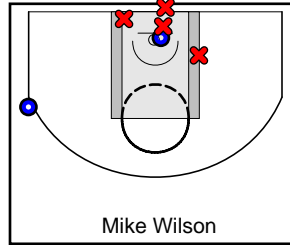

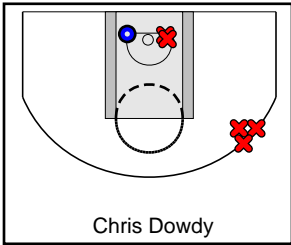
Grant BLACK

7/11/17 Anthony NAVY BLUE at Grant BLACK

	1	OT1	T
Anthony NAVY	24	12	36
Grant BLACK	14	27	41



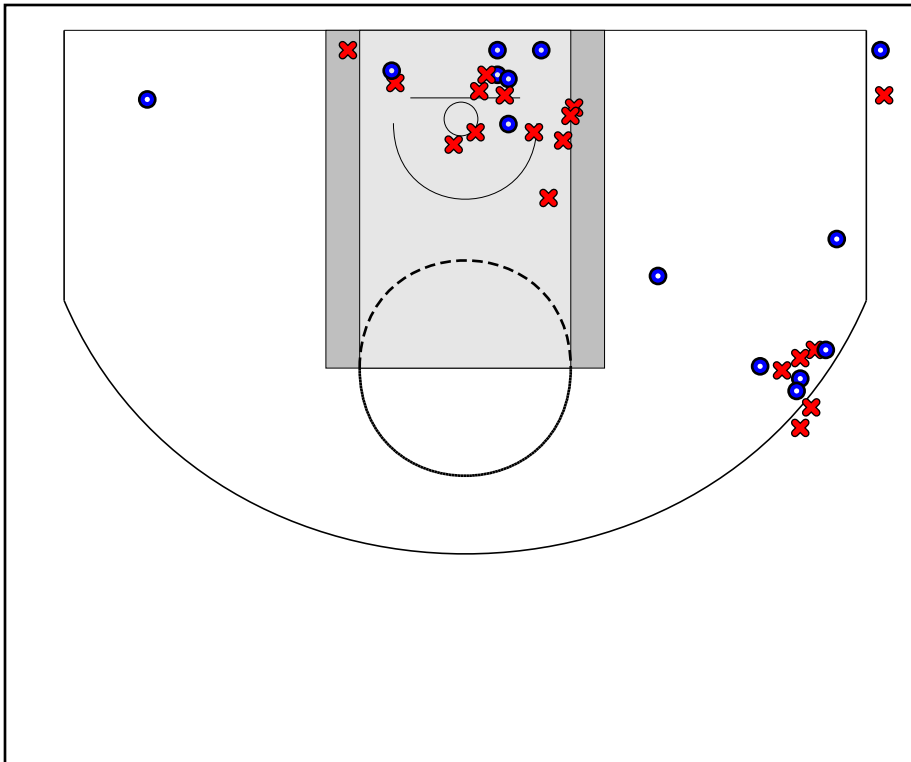
#	Name	G	MIN	FGM	FGA	FG%	2PM	2PA	2P%	3PM	3PA	3P%	FTM	FTA	FT%	OREB	DREB	REB	AST	STL	BLK	DEF	TO	PF	CHG	PM	PTS
3	Chris Dowdy	1	0	1	6	.167	1	3	.333	0	3	.000	0	3	.000	0	2	2	0	1	0	0	1	2	0	5	2
4	Parrish Grant	1	0	0	7	.000	0	4	.000	0	3	.000	6	8	.750	2	3	5	0	0	1	0	2	1	0	5	6
5	Mike Wilson	1	0	2	6	.333	1	5	.200	1	1	1.000	10	11	.909	3	4	7	0	1	1	0	3	3	0	13	15
10	Miles Brooker	1	0	2	4	.500	2	3	.667	0	1	.000	2	7	.286	1	1	2	0	0	0	0	0	2	0	5	6
11	Joe Walker	0	0	0	0	.000	0	0	.000	0	0	.000	0	0	.000	0	0	0	0	0	0	0	0	0	0	0	0
12	Clayton Brothers	1	0	5	8	.625	5	7	.714	0	1	.000	2	5	.400	0	2	2	1	4	0	0	1	3	0	5	12
13	Reece Green	0	0	0	0	.000	0	0	.000	0	0	.000	0	0	.000	0	0	0	0	0	0	0	0	0	0	0	0
14	Tez Ginyard	0	0	0	0	.000	0	0	.000	0	0	.000	0	0	.000	0	0	0	0	0	0	0	0	0	0	0	0
15	Josh Boswell	1	0	0	1	.000	0	1	.000	0	0	.000	0	0	.000	0	0	0	0	0	0	0	0	4	0	-8	0
	TEAM	1	0	0	0	.000	0	0	.000	0	0	.000	0	0	.000	1	0	1	0	0	0	0	0	0	0	0	0
	TOTALS	1	0	10	32	.312	9	23	.391	1	9	.111	20	34	.588	7	12	19	1	6	2	0	7	15	0	5	41



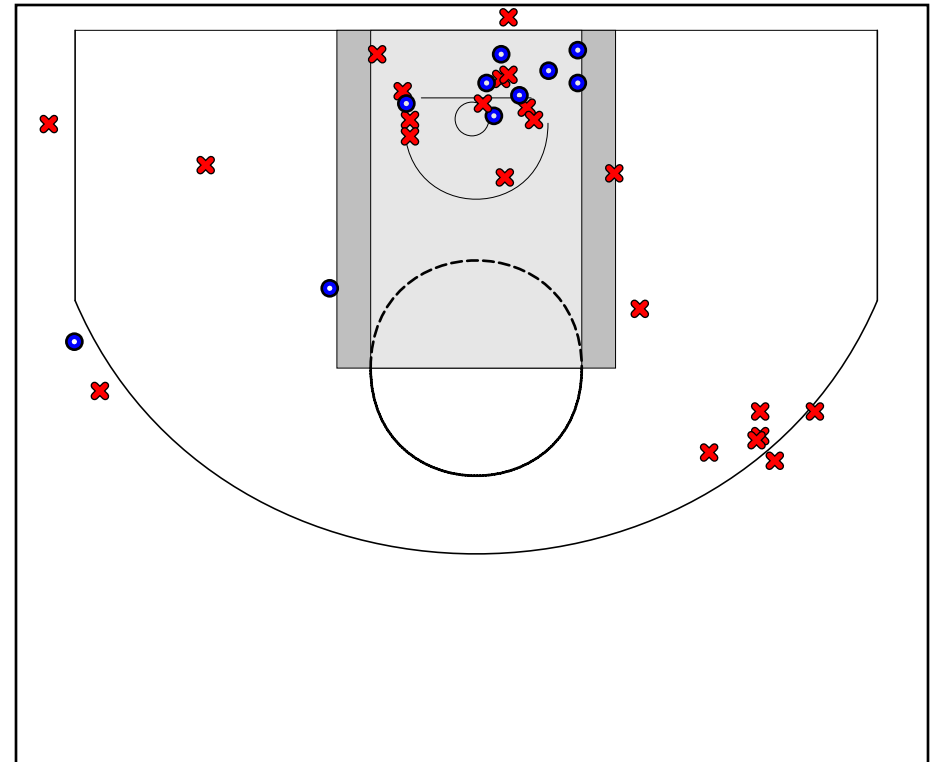
Game Summary Comparison

Statistic	Anthony NAVY BLUE	Grant BLACK
Points	36	41
<i>Field Goals</i>	14 / 32	10 / 32
<i>2 Point</i>	8 / 20	9 / 23
<i>3 Point</i>	6 / 12	1 / 9
<i>Free Throws</i>	2 / 5	20 / 34
Assists	0	1
Rebounds	21	19
<i>Offensive</i>	7	7
<i>Defensive</i>	14	12
Blocks	2	2
Steals	4	6
Deflections	0	0
Turnovers	7	7
Charges Taken	0	0
Personal Fouls	22	15

Anthony NAVY BLUE



Grant BLACK



Anthony NAVY BLUE Turnovers

Period	Clock	Player	Turnover Type
1st Period	0:00	#0 Marque	Other
1st Period	0:00	#0 Yard	Other
2nd Period	0:00	#0 Marque	Other
2nd Period	0:00	#3 Montez Ginyard	Other
2nd Period	0:00	#0 Norm	Other
2nd Period	0:00	#0 Yard	Other
2nd Period	0:00	#3 Montez Ginyard	Other

Anthony NAVY BLUE Fouls

Period	Clock	Player	Foul
1st Period	0:00	#0 Marque	Other (Def)
1st Period	0:00	#3 Montez Ginyard	Other (Def)
1st Period	0:00	#4 Chris Anthony	Other (Def)
1st Period	0:00	#0 Marque	Other (Def)
1st Period	0:00	#0 Marque	Other (Def)
1st Period	0:00	#4 Chris Anthony	Other (Def)
1st Period	0:00	#0 Steve Samson	Other (Def)
1st Period	0:00	#0 Steve Samson	Other (Def)
1st Period	0:00	#3 Montez Ginyard	Other (Def)
1st Period	0:00	#5 K Trawick	Other (Def)
2nd Period	0:00	#0 Steve Samson	Adjustment (Removed)
2nd Period	0:00	#0 Steve Samson	Adjustment (Added)
2nd Period	0:00	#4 Chris Anthony	Other (Def)
2nd Period	0:00	#0 Norm	Other (Def)
2nd Period	0:00	#0 K Trawick	Other (Def)
2nd Period	0:00	#0 Norm	Other (Def)
2nd Period	0:00	#0 Norm	Other (Def)
2nd Period	0:00	#0 Marque	Other (Def)
2nd Period	0:00	#0 Sha Walker	Other (Tech)
2nd Period	0:00	#0 K Trawick	Other (Tech)
2nd Period	0:00	#0 Marque	Other (Tech)
2nd Period	0:00	#0 K Trawick	Other (Def)
2nd Period	0:00	#0 Norm	Other (Def)
2nd Period	0:00	#0 Norm	Other (Def)

Grant BLACK Turnovers

Period	Clock	Player	Turnover Type
1st Period	0:00	#4 Parrish Grant	Other
1st Period	0:00	#12 Clayton Brothers	Other
1st Period	0:00	#3 Chris Dowdy	Other
2nd Period	0:00	#5 Mike Wilson	Other
2nd Period	0:00	#5 Mike Wilson	Other

Grant BLACK Fouls

Period	Clock	Player	Foul
1st Period	0:00	#3 Chris Dowdy	Other (Def)
1st Period	0:00	#15 Josh Boswell	Other (Def)
1st Period	0:00	#15 Josh Boswell	Other (Def)
1st Period	0:00	#12 Clayton Brothers	Other (Def)
1st Period	0:00	#12 Clayton Brothers	Other (Def)
1st Period	0:00	#12 Clayton Brothers	Other (Def)
1st Period	0:00	#15 Josh Boswell	Other (Def)
1st Period	0:00	#15 Josh Boswell	Other (Def)
2nd Period	0:00	#4 Parrish Grant	Other (Off)
2nd Period	0:00	#10 Miles Brooker	Other (Def)
2nd Period	0:00	#10 Miles Brooker	Other (Def)
2nd Period	0:00	#5 Mike Wilson	Other (Tech)
2nd Period	0:00	#3 Chris Dowdy	Other (Tech)
2nd Period	0:00	#5 Mike Wilson	Other (Off)
2nd Period	0:00	#5 Mike Wilson	Other (Def)