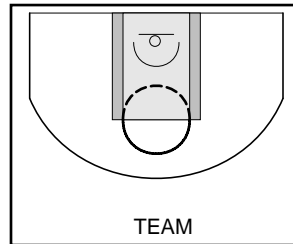
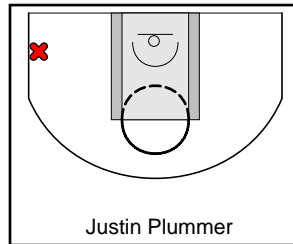
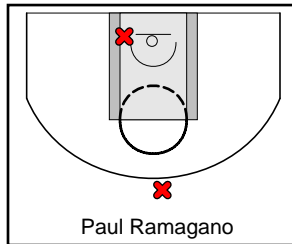
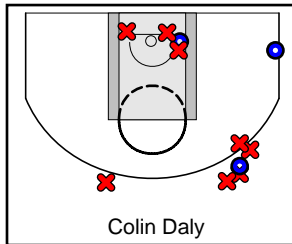
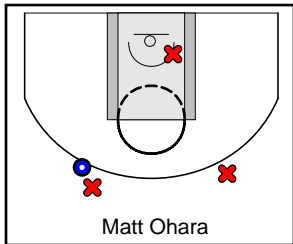
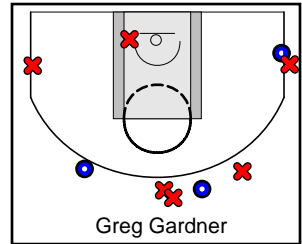

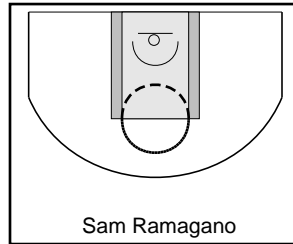
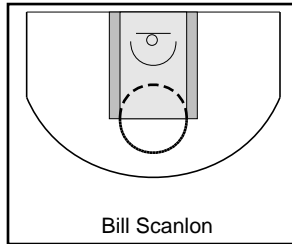
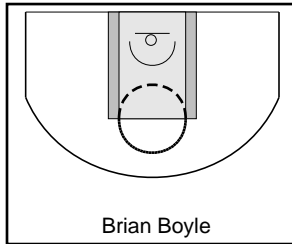
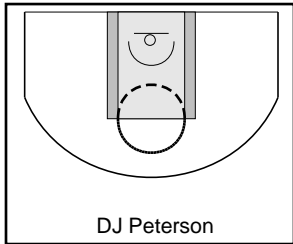


Teal
7/10/18 Teal at Orange

	1	OT1	T
Teal	36	29	65
Orange	33	29	62



#	Name	G	MIN	FGM	FGA	FG%	2PM	2PA	2P%	3PM	3PA	3P%	FTM	FTA	FT%	OREB	DREB	REB	AST	STL	BLK	DEF	TO	PF	CHG	PM	PTS
3	DJ Peterson	0	0	0	0	.000	0	0	.000	0	0	.000	0	0	.000	0	0	0	0	0	0	0	0	0	0	0	0
4	Brian Boyle	1	0	0	0	.000	0	0	.000	0	0	.000	0	0	.000	0	0	0	0	0	0	0	0	0	0	0	0
5	Bill Scanlon	0	0	0	0	.000	0	0	.000	0	0	.000	0	0	.000	0	0	0	0	0	0	0	0	0	0	0	0
10	Sam Ramagano	1	0	0	0	.000	0	0	.000	0	0	.000	0	0	.000	0	0	0	0	0	0	0	0	0	0	0	0
11	Eric Brennan	1	0	17	29	.586	10	17	.588	7	12	.583	3	3	1.000	1	6	7	0	1	0	1	1	4	0	8	44
12	Greg Gardner	1	0	3	9	.333	0	1	.000	3	8	.375	0	1	.000	0	7	7	1	0	0	1	2	1	0	9	9
12	Matt Ohara	1	0	1	4	.250	0	1	.000	1	3	.333	0	0	.000	1	5	6	5	2	0	0	1	1	0	1	3
13	Colin Daly	1	0	3	11	.273	2	5	.400	1	6	.167	2	2	1.000	0	5	5	0	0	1	0	1	0	0	4	9
14	Paul Ramagano	1	0	0	2	.000	0	1	.000	0	1	.000	0	0	.000	0	2	2	2	0	0	1	0	0	0	7	0
20	Justin Plummer	1	0	0	1	.000	0	1	.000	0	0	.000	0	0	.000	0	2	2	1	0	0	0	0	2	0	-9	0
	TEAM	0	0	0	0	.000	0	0	.000	0	0	.000	0	0	.000	0	0	0	0	0	0	0	0	0	0	0	0
	TOTALS	1	0	24	56	.429	12	26	.462	12	30	.400	5	6	.833	2	27	29	9	3	1	3	5	8	0	3	65



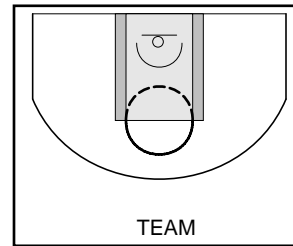
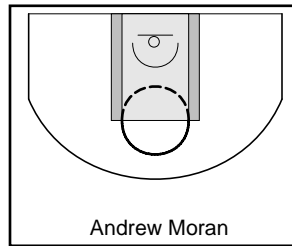
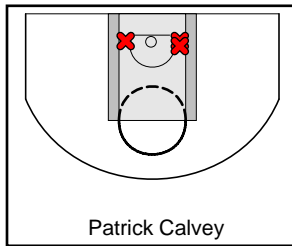
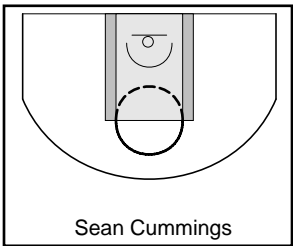

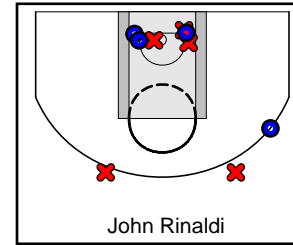
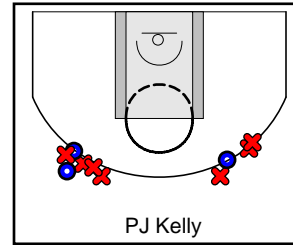
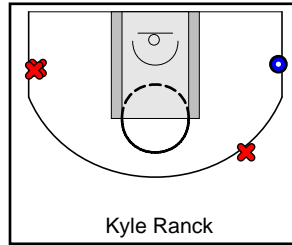
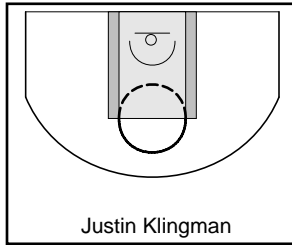
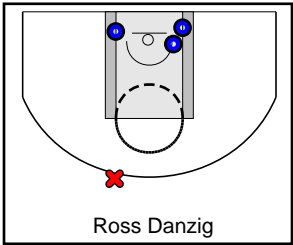
Orange

7/10/18 Teal at Orange

	1	OT1	T
Teal	36	29	65
Orange	33	29	62



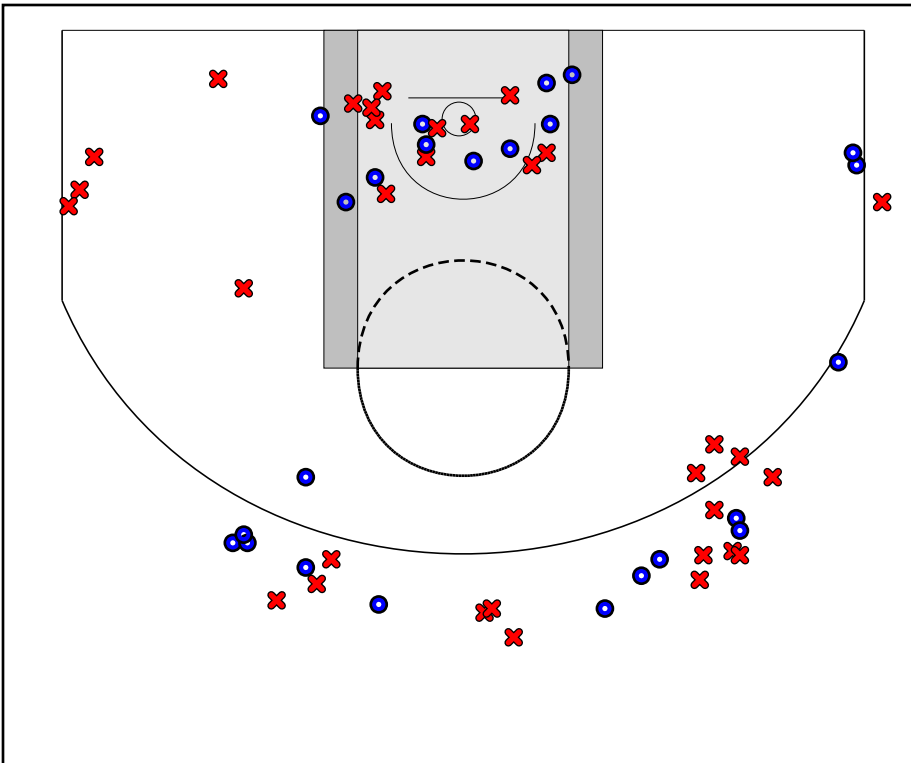
#	Name	G	MIN	FGM	FGA	FG%	2PM	2PA	2P%	3PM	3PA	3P%	FTM	FTA	FT%	OREB	DREB	REB	AST	STL	BLK	DEF	TO	PF	CHG	PM	PTS
3	Ross Danzig	1	0	3	4	.750	3	3	1.000	0	1	.000	4	6	.667	0	5	5	5	3	1	1	1	0	0	-4	10
4	Justin Klingman	1	0	0	0	.000	0	0	.000	0	0	.000	0	0	.000	0	0	0	0	0	0	0	0	0	0	0	0
10	Kyle Ranck	1	0	1	4	.250	0	0	.000	1	4	.250	0	0	.000	0	2	2	0	0	0	0	0	1	0	7	3
11	PJ Kelly	1	0	3	11	.273	0	0	.000	3	11	.273	0	0	.000	0	3	3	1	0	0	0	0	2	0	-8	9
12	John Rinaldi	1	0	4	9	.444	3	6	.500	1	3	.333	2	2	1.000	2	7	9	6	0	0	0	0	1	0	-4	11
13	Brendan Boken	1	0	14	24	.583	13	19	.684	1	5	.200	0	0	.000	1	7	8	1	0	0	0	2	4	0	-7	29
14	Sean Cummings	0	0	0	0	.000	0	0	.000	0	0	.000	0	0	.000	0	0	0	0	0	0	0	0	0	0	0	0
15	Patrick Calvey	1	0	0	3	.000	0	3	.000	0	0	.000	0	0	.000	2	6	8	1	1	0	2	1	1	0	-4	0
20	Andrew Moran	0	0	0	0	.000	0	0	.000	0	0	.000	0	0	.000	0	0	0	0	0	0	0	0	0	0	0	0
	TEAM	0	0	0	0	.000	0	0	.000	0	0	.000	0	0	.000	0	0	0	0	0	0	0	0	0	0	0	0
	TOTALS	1	0	25	55	.455	19	31	.613	6	24	.250	6	8	.750	5	30	35	14	4	1	3	4	9	0	-3	62



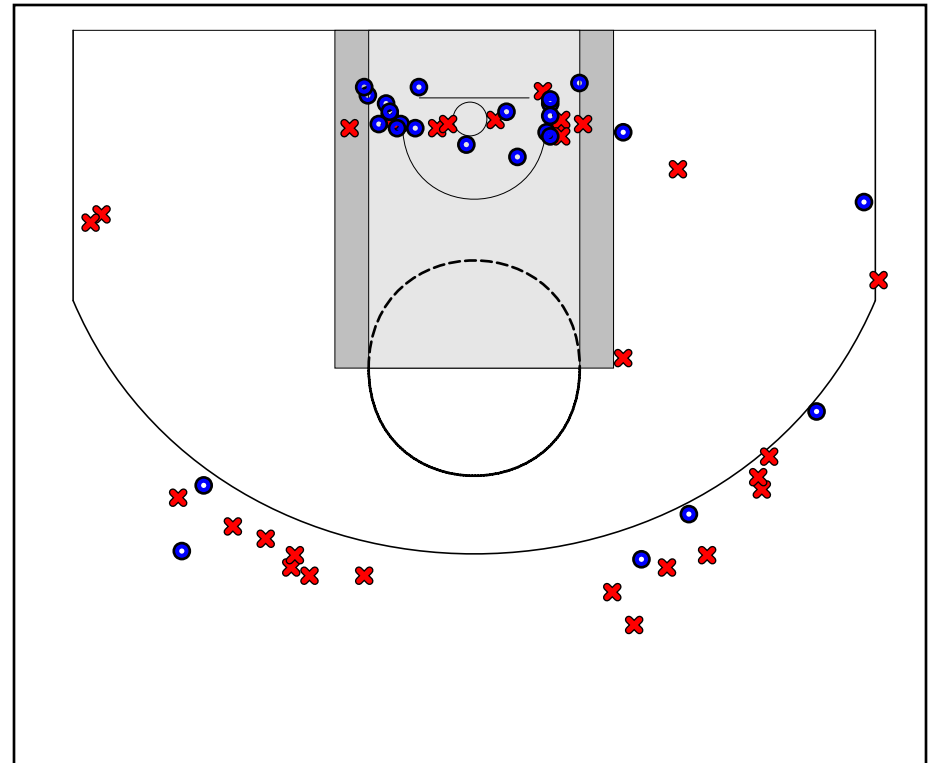
Game Summary Comparison

Statistic	Teal	Orange
Points	65	62
<i>Field Goals</i>	24 / 56	25 / 55
<i>2 Point</i>	12 / 26	19 / 31
<i>3 Point</i>	12 / 30	6 / 24
<i>Free Throws</i>	5 / 6	6 / 8
Assists	9	14
Rebounds	29	35
<i>Offensive</i>	2	5
<i>Defensive</i>	27	30
Blocks	1	1
Steals	3	4
Deflections	3	3
Turnovers	5	4
Charges Taken	0	0
Personal Fouls	8	9

Teal



Orange



x

Teal Turnovers

Period	Clock	Player	Turnover Type
1st Period	0:00	#12 Matt Ohara	Other
2nd Period	0:00	#12 Greg Gardner	Other
2nd Period	0:00	#12 Greg Gardner	Other
2nd Period	0:00	#13 Colin Daly	Other
2nd Period	0:00	#11 Eric Brennan	Other

Teal Fouls

Period	Clock	Player	Foul
1st Period	0:00	#20 Justin Plummer	Other (Def)
2nd Period	0:00	#11 Eric Brennan	Other (Def)
2nd Period	0:00	#12 Matt Ohara	Other (Def)
2nd Period	0:00	#11 Eric Brennan	Other (Def)
2nd Period	0:00	#20 Justin Plummer	Other (Def)
2nd Period	0:00	#12 Greg Gardner	Other (Def)
2nd Period	0:00	#11 Eric Brennan	Other (Def)
2nd Period	0:00	#11 Eric Brennan	Other (Def)

Orange Turnovers

Period	Clock	Player	Turnover Type
1st Period	0:00	#13 Brendan Boken	Other
2nd Period	0:00	#3 Ross Danzig	Other
2nd Period	0:00	#15 Patrick Calvey	Other
2nd Period	0:00	#13 Brendan Boken	Other

Orange Fouls

Period	Clock	Player	Foul
1st Period	0:00	#13 Brendan Boken	Other (Def)
1st Period	0:00	#10 Kyle Ranck	Other (Def)
2nd Period	0:00	#12 John Rinaldi	Other (Def)
2nd Period	0:00	#13 Brendan Boken	Other (Def)
2nd Period	0:00	#15 Patrick Calvey	Other (Def)
2nd Period	0:00	#11 PJ Kelly	Other (Def)
2nd Period	0:00	#13 Brendan Boken	Other (Def)
2nd Period	0:00	#13 Brendan Boken	Other (Def)
2nd Period	0:00	#11 PJ Kelly	Other (Def)