

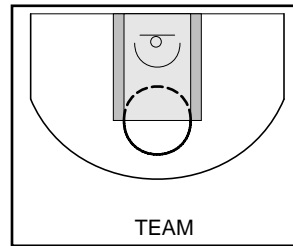
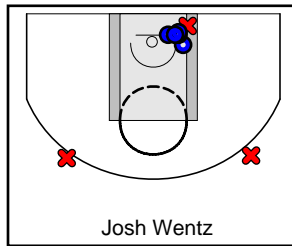
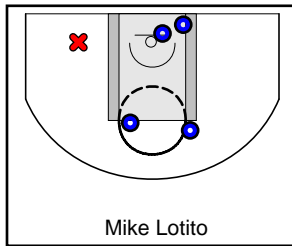
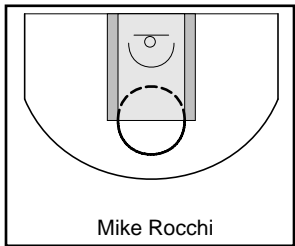
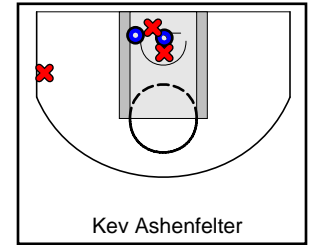
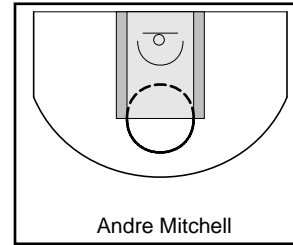
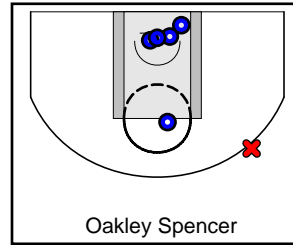
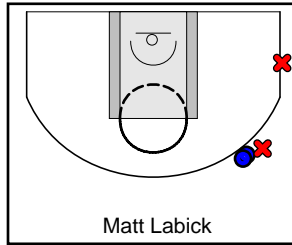
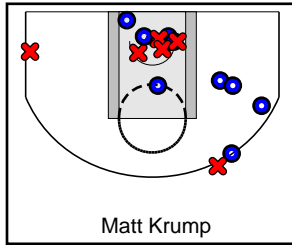
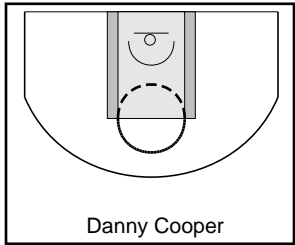
Navy Blue

7/10/18 Navy Blue at Grey A

	1	OT1	T
Navy Blue	39	26	65
Grey A	31	32	63



#	Name	G	MIN	FGM	FGA	FG%	2PM	2PA	2P%	3PM	3PA	3P%	FTM	FTA	FT%	OREB	DREB	REB	AST	STL	BLK	DEF	TO	PF	CHG	PM	PTS
0	Danny Cooper	0	0	0	0	.000	0	0	.000	0	0	.000	0	0	.000	0	0	0	0	0	0	0	0	0	0	0	0
0	Matt Krump	1	0	10	16	.625	8	12	.667	2	4	.500	2	2	1.000	0	7	7	2	0	1	0	1	1	0	7	24
4	Matt Labick	1	0	2	4	.500	0	0	.000	2	4	.500	1	2	.500	0	1	1	3	0	0	0	2	3	0	-1	7
5	Oakley Spencer	1	0	5	6	.833	5	5	1.000	0	1	.000	2	3	.667	1	6	7	10	0	0	0	3	3	0	4	12
10	Andre Mitchell	0	0	0	0	.000	0	0	.000	0	0	.000	0	0	.000	0	0	0	0	0	0	0	0	0	0	0	0
11	Kev Ashenfelter	1	0	1	4	.250	1	3	.333	0	1	.000	3	3	1.000	1	3	4	1	1	0	1	1	0	0	4	5
12	Mike Rocchi	0	0	0	0	.000	0	0	.000	0	0	.000	0	0	.000	0	0	0	0	0	0	0	0	0	0	0	0
13	Mike Lotito	1	0	3	4	.750	3	4	.750	0	0	.000	0	0	.000	2	5	7	2	1	0	0	0	5	0	9	6
15	Josh Wentz	1	0	5	8	.625	5	6	.833	0	2	.000	1	2	.500	0	3	3	1	2	0	2	3	4	0	2	11
	TEAM	1	0	0	0	.000	0	0	.000	0	0	.000	0	0	.000	1	1	2	0	0	0	0	0	0	0	0	0
	TOTALS	1	0	26	42	.619	22	30	.733	4	12	.333	9	12	.750	5	26	31	19	4	1	3	10	16	0	2	65



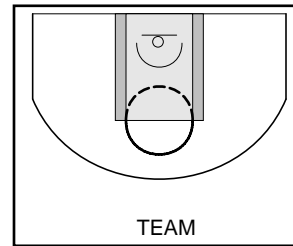
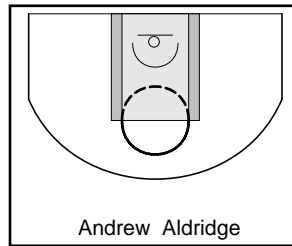


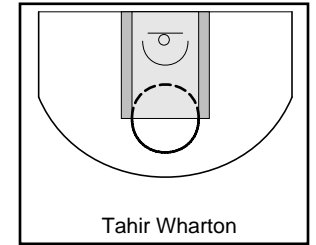
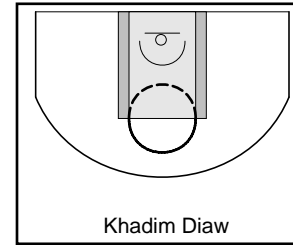
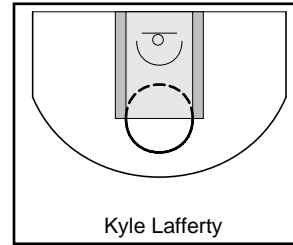
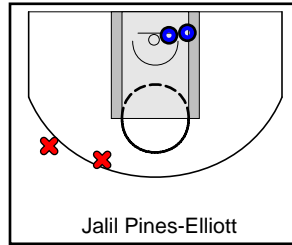
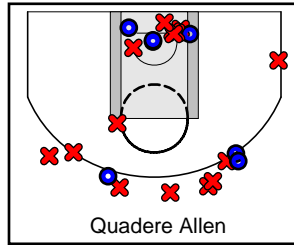
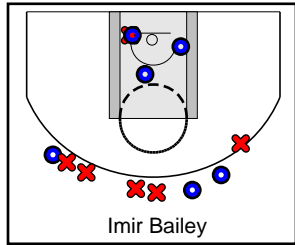
Grey A

7/10/18 Navy Blue at Grey A

	1	OT1	T
Navy Blue	39	26	65
Grey A	31	32	63



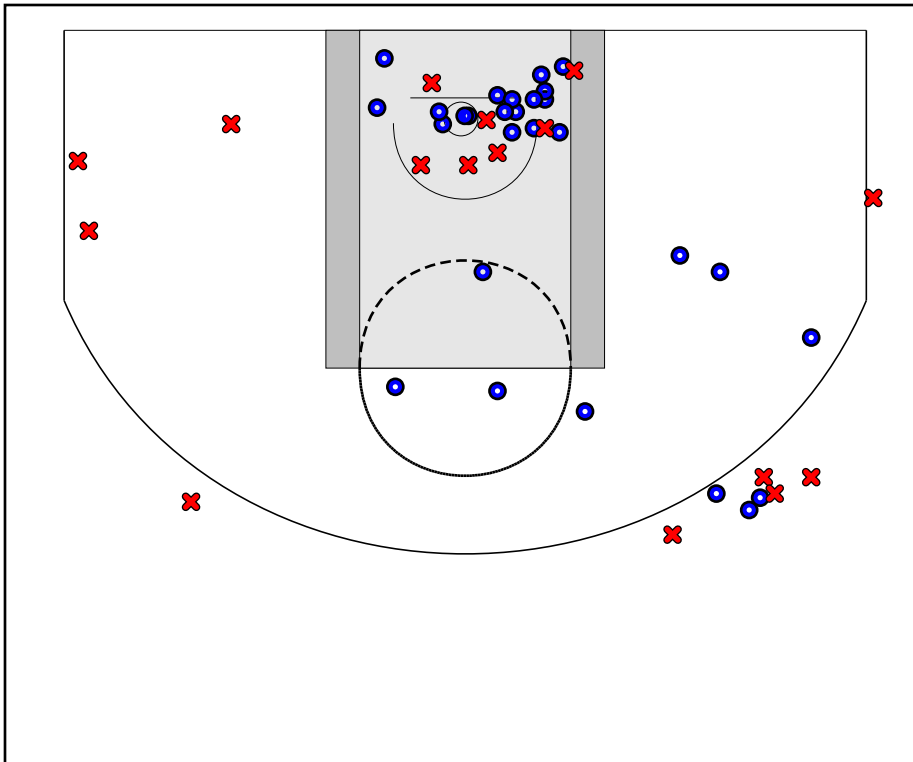
#	Name	G	MIN	FGM	FGA	FG%	2PM	2PA	2P%	3PM	3PA	3P%	FTM	FTA	FT%	OREB	DREB	REB	AST	STL	BLK	DEF	TO	PF	CHG	PM	PTS
4	Imir Bailey	1	0	6	12	.500	3	4	.750	3	8	.375	3	4	.750	0	6	6	1	3	1	2	1	0	0	-3	18
5	Quadere Allen	1	0	7	22	.318	4	11	.364	3	11	.273	3	4	.750	4	3	7	1	0	0	1	2	4	0	-5	20
10	Jalil Pines-Elliott	1	0	2	4	.500	2	2	1.000	0	2	.000	0	2	.000	3	1	4	4	1	0	0	1	4	0	-5	4
11	Kyle Lafferty	0	0	0	0	.000	0	0	.000	0	0	.000	0	0	.000	0	0	0	0	0	0	0	0	0	0	0	0
12	Khadim Diaw	0	0	0	0	.000	0	0	.000	0	0	.000	0	0	.000	0	0	0	0	0	0	0	0	0	0	0	0
13	Tahir Wharton	1	0	0	0	.000	0	0	.000	0	0	.000	0	0	.000	0	0	0	0	0	0	0	0	0	0	-2	0
14	Jamil Pines-Elliott	1	0	3	10	.300	2	6	.333	1	4	.250	2	2	1.000	1	3	4	2	1	0	2	1	3	0	-5	9
15	Jayson Clark	1	0	6	9	.667	6	8	.750	0	1	.000	0	2	.000	2	1	3	1	4	0	0	0	1	0	-5	12
20	Andrew Aldridge	0	0	0	0	.000	0	0	.000	0	0	.000	0	0	.000	0	0	0	0	0	0	0	0	0	0	0	0
	TEAM	0	0	0	0	.000	0	0	.000	0	0	.000	0	0	.000	0	0	0	0	0	0	0	0	0	0	0	0
	TOTALS	1	0	24	57	.421	17	31	.548	7	26	.269	8	14	.571	10	14	24	9	9	1	5	5	12	0	-2	63



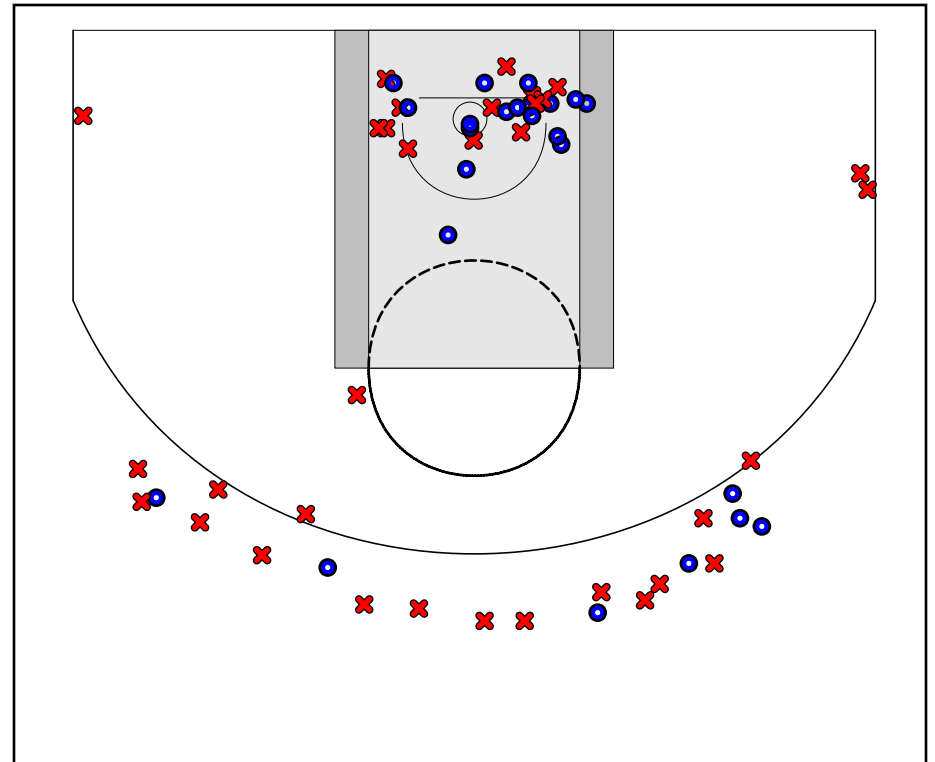
Game Summary Comparison

Statistic	Navy Blue	Grey A
Points	65	63
<i>Field Goals</i>	26 / 42	24 / 57
<i>2 Point</i>	22 / 30	17 / 31
<i>3 Point</i>	4 / 12	7 / 26
<i>Free Throws</i>	9 / 12	8 / 14
Assists	19	9
Rebounds	31	24
<i>Offensive</i>	5	10
<i>Defensive</i>	26	14
Blocks	1	1
Steals	4	9
Deflections	3	5
Turnovers	10	5
Charges Taken	0	0
Personal Fouls	16	12

Navy Blue



Grey A



Navy Blue Turnovers

Period	Clock	Player	Turnover Type
1st Period	0:00	#5 Oakley Spencer	Other
1st Period	0:00	#5 Oakley Spencer	Other
1st Period	0:00	#15 Josh Wentz	Other
1st Period	0:00	#4 Matt Labick	Other
1st Period	0:00	#15 Josh Wentz	Other
2nd Period	0:00	#5 Oakley Spencer	Other
2nd Period	0:00	#11 Kev Ashenfelter	Other
2nd Period	0:00	#0 Matt Krump	Other
2nd Period	0:00	#4 Matt Labick	Other
2nd Period	0:00	#15 Josh Wentz	Other

Navy Blue Fouls

Period	Clock	Player	Foul
1st Period	0:00	#5 Oakley Spencer	Other (Def)
1st Period	0:00	#13 Mike Lotito	Other (Def)
1st Period	0:00	#0 Matt Krump	Other (Def)
1st Period	0:00	#15 Josh Wentz	Other (Def)
1st Period	0:00	#13 Mike Lotito	Other (Def)
2nd Period	0:00	#4 Matt Labick	Other (Def)
2nd Period	0:00	#4 Matt Labick	Other (Def)
2nd Period	0:00	#15 Josh Wentz	Other (Def)
2nd Period	0:00	#15 Josh Wentz	Other (Def)
2nd Period	0:00	#15 Josh Wentz	Other (Def)
2nd Period	0:00	#13 Mike Lotito	Other (Def)
2nd Period	0:00	#13 Mike Lotito	Other (Def)
2nd Period	0:00	#5 Oakley Spencer	Other (Def)
2nd Period	0:00	#4 Matt Labick	Other (Def)
2nd Period	0:00	#13 Mike Lotito	Other (Def)
2nd Period	0:00	#5 Oakley Spencer	Other (Def)

Grey A Turnovers

Period	Clock	Player	Turnover Type
1st Period	0:00	#4 Imir Bailey	Other
1st Period	0:00	#14 Jamil Pines-Elliott	Other
1st Period	0:00	#5 Quadere Allen	Other
2nd Period	0:00	#10 Jalil Pines-Elliott	Other
2nd Period	0:00	#5 Quadere Allen	Other

Grey A Fouls

Period	Clock	Player	Foul
1st Period	0:00	#14 Jamil Pines-Elliott	Other (Def)
1st Period	0:00	#5 Quadere Allen	Other (Def)
1st Period	0:00	#14 Jamil Pines-Elliott	Other (Def)
1st Period	0:00	#10 Jalil Pines-Elliott	Other (Def)
1st Period	0:00	#14 Jamil Pines-Elliott	Other (Def)
1st Period	0:00	#14 Jamil Pines-Elliott	Adjustment (Removed)
1st Period	0:00	#10 Jalil Pines-Elliott	Adjustment (Added)
2nd Period	0:00	#5 Quadere Allen	Other (Def)
2nd Period	0:00	#5 Quadere Allen	Other (Def)
2nd Period	0:00	#10 Jalil Pines-Elliott	Other (Def)
2nd Period	0:00	#5 Quadere Allen	Other (Def)
2nd Period	0:00	#10 Jalil Pines-Elliott	Other (Def)
2nd Period	0:00	#15 Jayson Clark	Other (Def)
2nd Period	0:00	#14 Jamil Pines-Elliott	Other (Def)