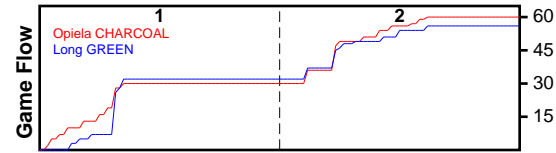


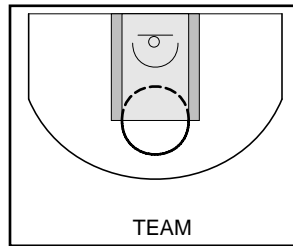
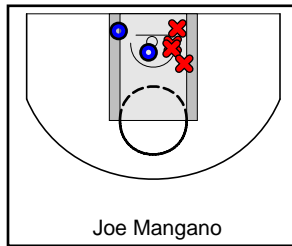

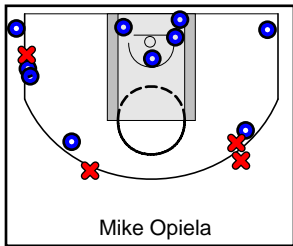
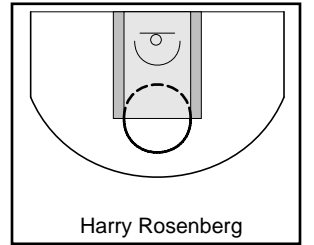
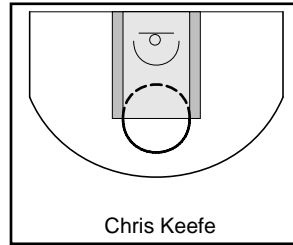
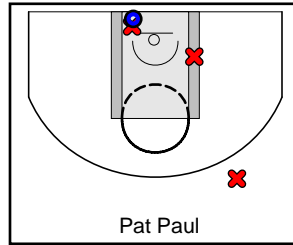
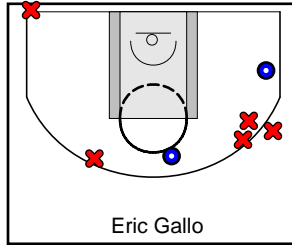
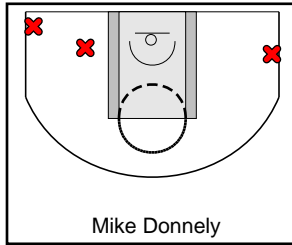
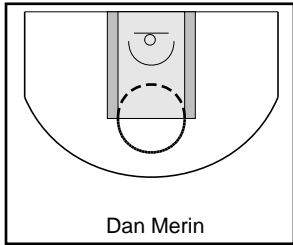
Opiela CHARCOAL

7/10/17 Opiela CHARCOAL at Long GREEN

	1	2	T
Opiela	30	30	60
Long GREEN	32	24	56



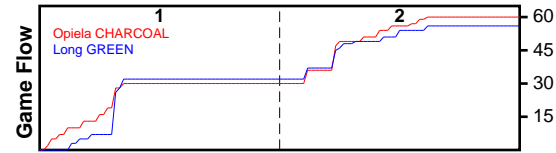
#	Name	G	MIN	FGM	FGA	FG%	2PM	2PA	2P%	3PM	3PA	3P%	FTM	FTA	FT%	OREB	DREB	REB	AST	STL	BLK	DEF	TO	PF	CHG	PM	PTS
00	Dan Merin	0	0	0	0	.000	0	0	.000	0	0	.000	0	0	.000	0	0	0	0	0	0	0	0	0	0	0	0
3	Mike Donnely	1	31	0	3	.000	0	1	.000	0	2	.000	0	0	.000	1	1	2	0	0	0	0	0	2	0	-5	0
4	Eric Gallo	1	25	2	7	.286	1	1	1.000	1	6	.167	0	0	.000	0	3	3	3	1	0	1	3	1	0	12	5
5	Pat Paul	1	40	1	4	.250	1	3	.333	0	1	.000	2	2	1.000	2	5	7	1	1	1	0	1	2	0	7	4
10	Chris Keefe	0	0	0	0	.000	0	0	.000	0	0	.000	0	0	.000	0	0	0	0	0	0	0	0	0	0	0	0
11	Harry Rosenberg	0	0	0	0	.000	0	0	.000	0	0	.000	0	0	.000	0	0	0	0	0	0	0	0	0	0	0	0
12	Mike Opiela	1	40	10	14	.714	4	4	1.000	6	10	.600	0	0	.000	0	3	3	1	1	1	1	0	3	0	9	26
13	Matt Simon	1	40	6	18	.333	4	11	.364	2	7	.286	7	10	.700	1	8	9	6	1	0	0	4	1	0	7	21
14	Joe Mangano	1	26	2	6	.333	2	6	.333	0	0	.000	0	0	.000	1	3	4	1	1	0	0	0	1	0	5	4
	TEAM	1	0	0	0	.000	0	0	.000	0	0	.000	0	0	.000	1	2	3	0	0	0	0	0	0	0	0	0
	TOTALS	1	40	21	52	.404	12	26	.462	9	26	.346	9	12	.750	6	25	31	12	5	2	2	8	10	0	4	60



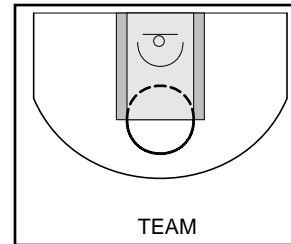
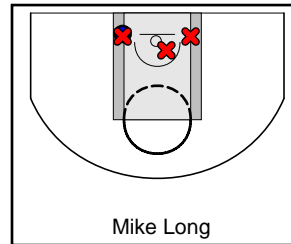
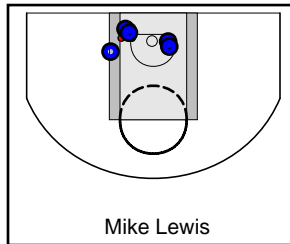
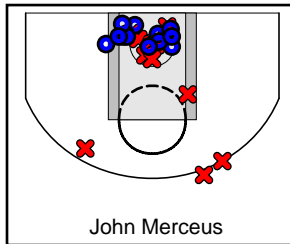
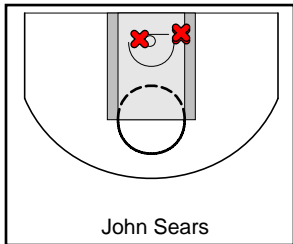
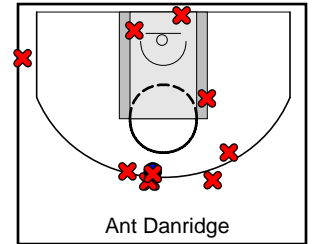
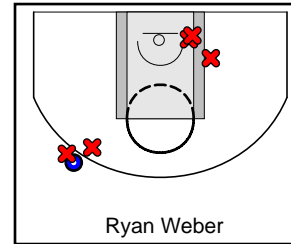
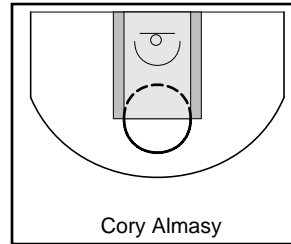
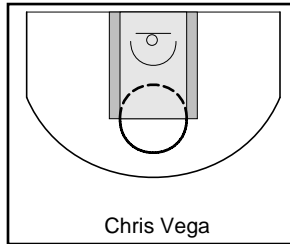
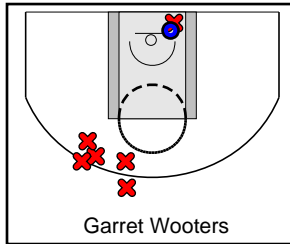
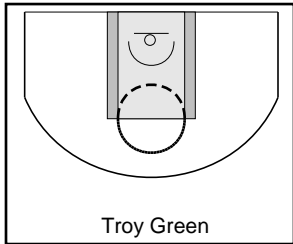
Long GREEN

7/10/17 Opiela CHARCOAL at Long GREEN

	1	2	T
Opiela	30	30	60
Long GREEN	32	24	56



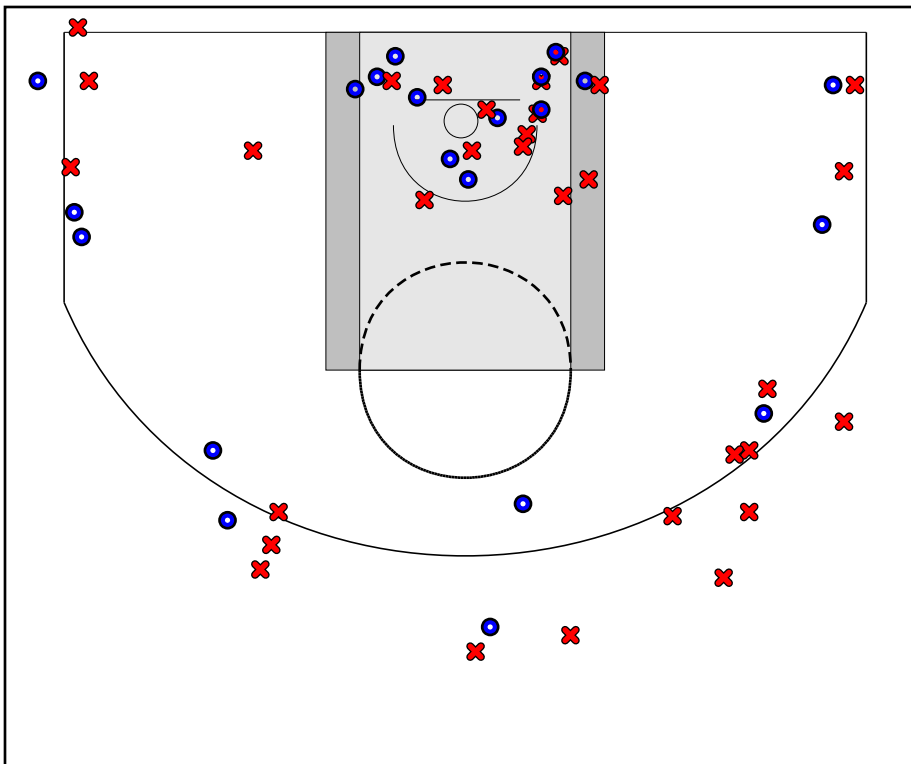
#	Name	G	MIN	FGM	FGA	FG%	2PM	2PA	2P%	3PM	3PA	3P%	FTM	FTA	FT%	OREB	DREB	REB	AST	STL	BLK	DEF	TO	PF	CHG	PM	PTS
3	Troy Green	0	0	0	0	.000	0	0	.000	0	0	.000	0	0	.000	0	0	0	0	0	0	0	0	0	0	0	0
4	Garret Wooters	1	40	1	7	.143	1	2	.500	0	5	.000	0	0	.000	0	0	0	2	2	0	0	0	0	0	-2	2
5	Chris Vega	0	0	0	0	.000	0	0	.000	0	0	.000	0	0	.000	0	0	0	0	0	0	0	0	0	0	0	
10	Cory Almasy	0	0	0	0	.000	0	0	.000	0	0	.000	0	0	.000	0	0	0	0	0	0	0	0	0	0	0	
11	Ryan Weber	1	12	1	6	.167	0	3	.000	1	3	.333	2	2	1.000	1	3	4	0	0	0	1	2	1	0	3	5
13	Ant Danridge	1	32	2	11	.182	0	3	.000	2	8	.250	3	4	.750	1	6	7	2	2	1	0	3	5	0	-5	9
14	John Sears	1	7	0	3	.000	0	3	.000	0	0	.000	0	0	.000	2	1	3	0	0	0	0	0	0	0	-11	0
14	John Merceus	1	40	13	24	.542	13	21	.619	0	3	.000	2	5	.400	8	7	15	2	0	2	0	2	2	0	-7	28
15	Mike Lewis	1	34	5	6	.833	5	6	.833	0	0	.000	0	0	.000	3	8	11	0	1	1	0	0	1	0	2	10
20	Mike Long	1	38	1	4	.250	1	4	.250	0	0	.000	0	0	.000	1	0	1	0	0	0	0	1	2	0	-15	2
	TEAM	1	0	0	0	.000	0	0	.000	0	0	.000	0	0	.000	0	3	3	0	0	0	0	0	0	0	0	
	TOTALS	1	40	23	61	.377	20	42	.476	3	19	.158	7	11	.636	16	28	44	6	5	4	1	8	11	0	-4	56



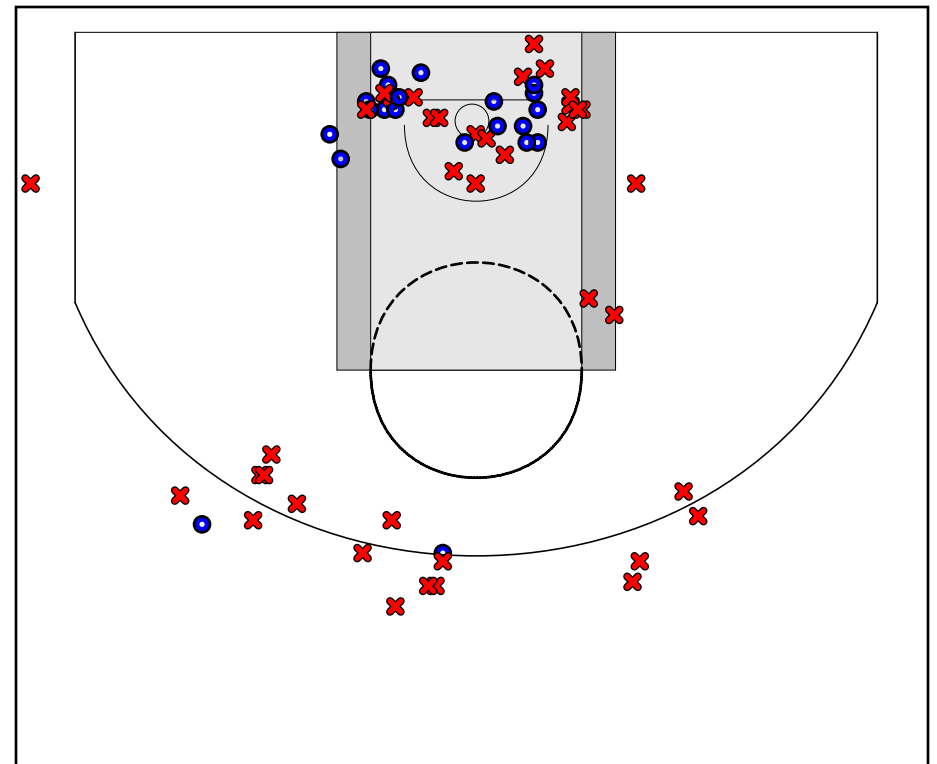
Game Summary Comparison

Statistic	Opiela CHARCOAL	Long GREEN
Points	60	56
<i>Field Goals</i>	21 / 52	23 / 61
<i>2 Point</i>	12 / 26	20 / 42
<i>3 Point</i>	9 / 26	3 / 19
<i>Free Throws</i>	9 / 12	7 / 11
Assists	12	6
Rebounds	31	44
<i>Offensive</i>	6	16
<i>Defensive</i>	25	28
Blocks	2	4
Steals	5	5
Deflections	2	1
Turnovers	8	8
Charges Taken	0	0
Personal Fouls	10	11

Opiela CHARCOAL



Long GREEN



Opiela CHARCOAL Turnovers

Period	Clock	Player	Turnover Type
1st Period	15:21	#13 Matt Simon	Other
1st Period	13:23	#13 Matt Simon	Other
1st Period	13:23	#13 Matt Simon	Other
1st Period	13:23	#13 Matt Simon	Other
1st Period	13:23	#4 Eric Gallo	Other
1st Period	13:23	#4 Eric Gallo	Other
2nd Period	16:45	#4 Eric Gallo	Other
2nd Period	10:54	#5 Pat Paul	Other

Opiela CHARCOAL Fouls

Period	Clock	Player	Foul
1st Period	13:23	#14 Joe Mangano	Other (Def)
1st Period	13:23	#12 Mike Opiela	Other (Def)
1st Period	13:23	#5 Pat Paul	Other (Def)
1st Period	12:56	#12 Mike Opiela	Other (Def)
2nd Period	15:05	#13 Matt Simon	Other (Tech)
2nd Period	14:58	#4 Eric Gallo	Other (Def)
2nd Period	13:41	#5 Pat Paul	Other (Def)
2nd Period	10:47	#12 Mike Opiela	Other (Def)
2nd Period	10:03	#3 Mike Donnely	Other (Def)
2nd Period	7:38	#3 Mike Donnely	Other (Def)

Long GREEN Turnovers

Period	Clock	Player	Turnover Type
1st Period	18:31	#20 Mike Long	Other
1st Period	15:42	#14 John Merceus	Other
1st Period	13:23	#13 Ant Danridge	Other
1st Period	13:23	#14 John Merceus	Other
1st Period	13:23	#13 Ant Danridge	Other
2nd Period	15:05	#11 Ryan Weber	Other
2nd Period	15:05	#13 Ant Danridge	Other
2nd Period	7:20	#11 Ryan Weber	Other

Long GREEN Fouls

Period	Clock	Player	Foul
1st Period	13:23	#11 Ryan Weber	Other (Def)
2nd Period	17:33	#13 Ant Danridge	Other (Def)
2nd Period	17:33	#13 Ant Danridge	Other (Def)
2nd Period	17:33	#15 Mike Lewis	Other (Def)
2nd Period	15:08	#14 John Merceus	Other (Def)
2nd Period	14:58	#13 Ant Danridge	Other (Def)
2nd Period	12:49	#13 Ant Danridge	Other (Def)
2nd Period	10:40	#20 Mike Long	Other (Def)
2nd Period	9:10	#13 Ant Danridge	Other (Def)
2nd Period	8:25	#20 Mike Long	Other (Def)
2nd Period	7:27	#14 John Merceus	Other (Def)