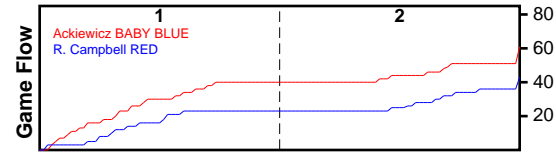


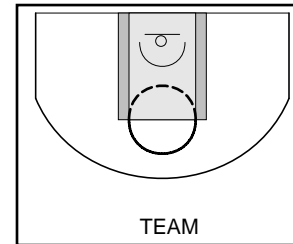
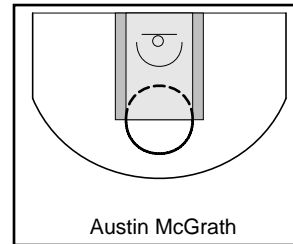
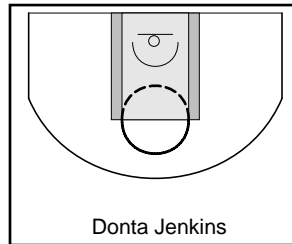
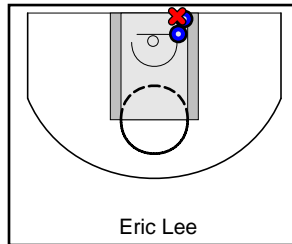
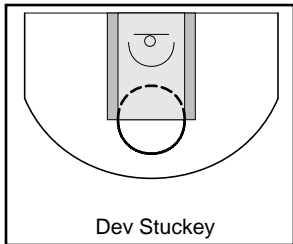
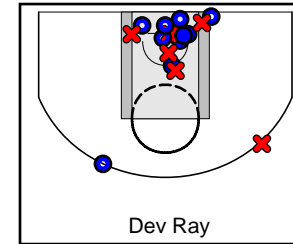
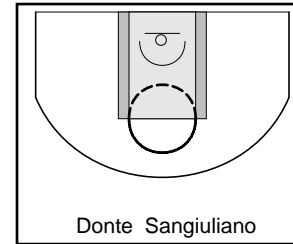
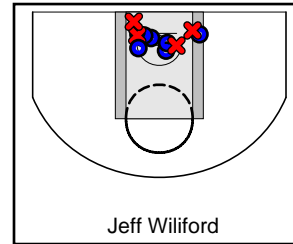
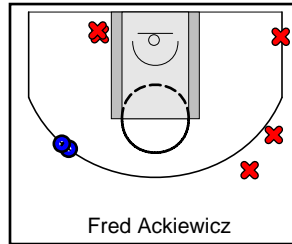
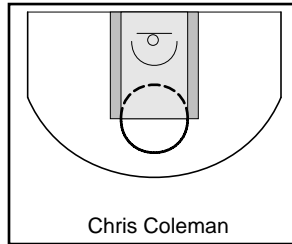
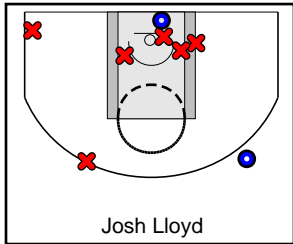
# Ackiewicz BABY BLUE

7/10/17 Ackiewicz BABY BLUE at R. Campbell RED

	1	2	T
Ackiewicz BABY	40	21	61
R. Campbell RED	23	20	43



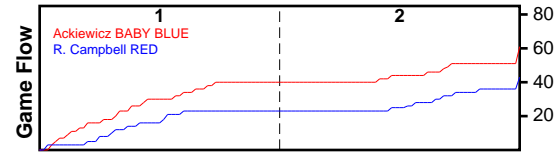
#	Name	G	MIN	FGM	FGA	FG%	2PM	2PA	2P%	3PM	3PA	3P%	FTM	FTA	FT%	OREB	DREB	REB	AST	STL	BLK	DEF	TO	PF	CHG	PM	PTS
3	Josh Lloyd	1	39	2	8	.250	1	5	.200	1	3	.333	2	3	.667	1	3	4	1	1	0	1	1	2	0	17	7
4	Chris Coleman	1	22	0	0	.000	0	0	.000	0	0	.000	0	0	.000	0	4	4	0	0	1	0	3	4	0	5	0
5	Fred Ackiewicz	1	34	2	7	.286	0	2	.000	2	5	.400	0	0	.000	0	3	3	0	0	0	0	1	0	0	8	6
10	Jeff Wilford	1	40	8	12	.667	8	12	.667	0	0	.000	5	5	1.000	2	13	15	3	0	0	1	1	1	0	18	21
11	Donte Sangiuliano	0	0	0	0	.000	0	0	.000	0	0	.000	0	0	.000	0	0	0	0	0	0	0	0	0	0	0	0
12	Dev Ray	1	35	10	16	.625	9	14	.643	1	2	.500	0	0	.000	3	2	5	0	1	0	2	3	3	0	21	21
13	Dev Stuckey	0	0	0	0	.000	0	0	.000	0	0	.000	0	0	.000	0	0	0	0	0	0	0	0	0	0	0	0
15	Eric Lee	1	33	2	3	.667	2	3	.667	0	0	.000	2	3	.667	1	2	3	1	1	1	0	2	4	0	21	6
20	Donta Jenkins	0	0	0	0	.000	0	0	.000	0	0	.000	0	0	.000	0	0	0	0	0	0	0	0	0	0	0	0
21	Austin McGrath	0	0	0	0	.000	0	0	.000	0	0	.000	0	0	.000	0	0	0	0	0	0	0	0	0	0	0	0
	TEAM	1	0	0	0	.000	0	0	.000	0	0	.000	0	0	.000	0	1	1	0	0	0	0	0	0	0	0	0
	<b>TOTALS</b>	<b>1</b>	<b>40</b>	<b>24</b>	<b>46</b>	<b>.522</b>	<b>20</b>	<b>36</b>	<b>.556</b>	<b>4</b>	<b>10</b>	<b>.400</b>	<b>9</b>	<b>11</b>	<b>.818</b>	<b>7</b>	<b>28</b>	<b>35</b>	<b>5</b>	<b>3</b>	<b>2</b>	<b>4</b>	<b>11</b>	<b>14</b>	<b>0</b>	<b>18</b>	<b>61</b>



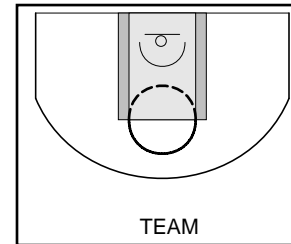
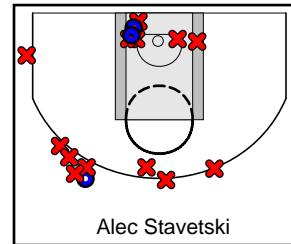
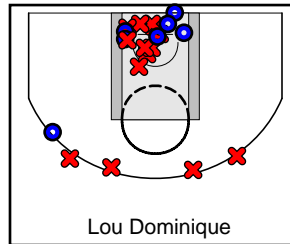
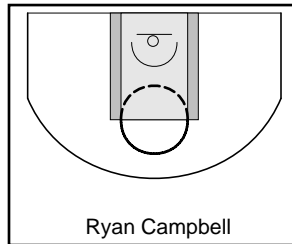
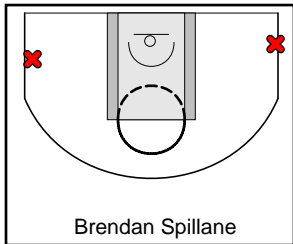
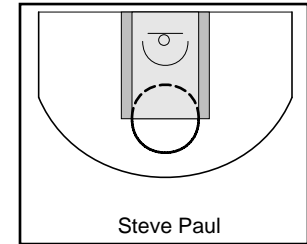
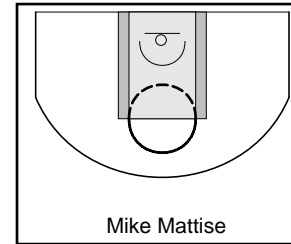
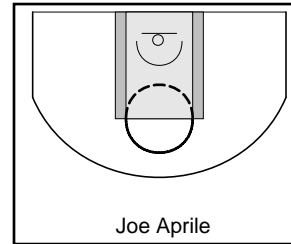
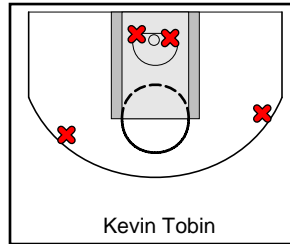
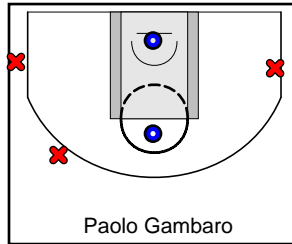
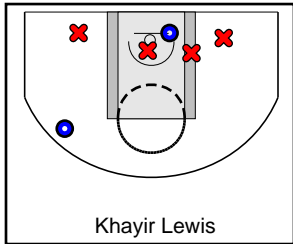
# R. Campbell RED

7/10/17 Ackiewicz BABY BLUE at R. Campbell RED

	1	2	T
Ackiewicz BABY	40	21	61
R. Campbell RED	23	20	43



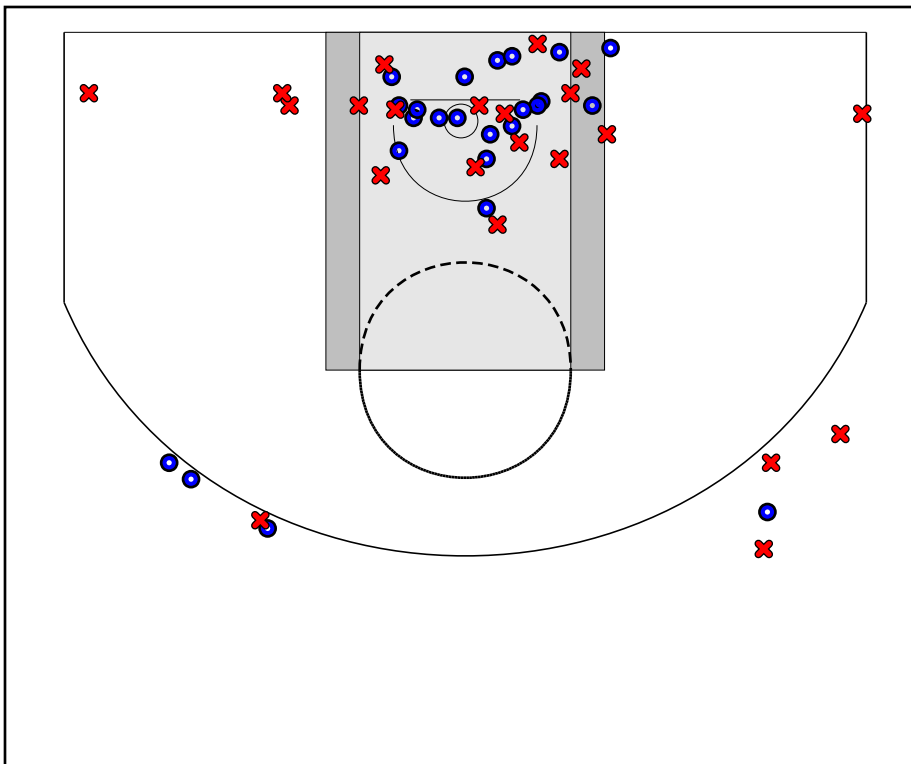
#	Name	G	MIN	FGM	FGA	FG%	2PM	2PA	2P%	3PM	3PA	3P%	FTM	FTA	FT%	OREB	DREB	REB	AST	STL	BLK	DEF	TO	PF	CHG	PM	PTS
0	Khayir Lewis	1	40	2	6	.333	1	5	.200	1	1	1.000	3	7	.429	5	5	10	1	0	0	0	2	3	0	-18	8
3	Paolo Gambaro	1	35	2	5	.400	2	2	1.000	0	3	.000	0	0	.000	1	0	1	0	0	1	2	1	3	0	-13	4
4	Kevin Tobin	1	14	0	4	.000	0	2	.000	0	2	.000	0	0	.000	0	2	2	0	0	0	0	1	1	0	-7	0
5	Joe Aprile	1	6	0	0	.000	0	0	.000	0	0	.000	0	0	.000	0	0	0	0	0	0	0	0	0	0	-5	0
10	Mike Mattise	0	0	0	0	.000	0	0	.000	0	0	.000	0	0	.000	0	0	0	0	0	0	0	0	0	0	0	0
11	Steve Paul	0	0	0	0	.000	0	0	.000	0	0	.000	0	0	.000	0	0	0	0	0	0	0	0	0	0	0	0
12	Brendan Spillane	1	28	0	2	.000	0	0	.000	0	2	.000	0	0	.000	1	1	2	1	1	0	0	0	2	0	-13	0
13	Ryan Campbell	0	0	0	0	.000	0	0	.000	0	0	.000	0	0	.000	0	0	0	0	0	0	0	0	0	0	0	0
14	Lou Dominique	1	40	7	21	.333	6	16	.375	1	5	.200	3	4	.750	10	2	12	1	3	1	0	5	2	0	-18	18
15	Alec Stavetski	1	40	3	16	.188	2	7	.286	1	9	.111	6	9	.667	0	2	2	1	2	0	3	0	0	0	-16	13
	TEAM	1	0	0	0	.000	0	0	.000	0	0	.000	0	0	.000	1	4	5	0	0	0	0	0	0	0	0	0
	<b>TOTALS</b>	<b>1</b>	<b>40</b>	<b>14</b>	<b>54</b>	<b>.259</b>	<b>11</b>	<b>32</b>	<b>.344</b>	<b>3</b>	<b>22</b>	<b>.136</b>	<b>12</b>	<b>20</b>	<b>.600</b>	<b>18</b>	<b>16</b>	<b>34</b>	<b>4</b>	<b>6</b>	<b>2</b>	<b>5</b>	<b>9</b>	<b>11</b>	<b>0</b>	<b>-18</b>	<b>43</b>



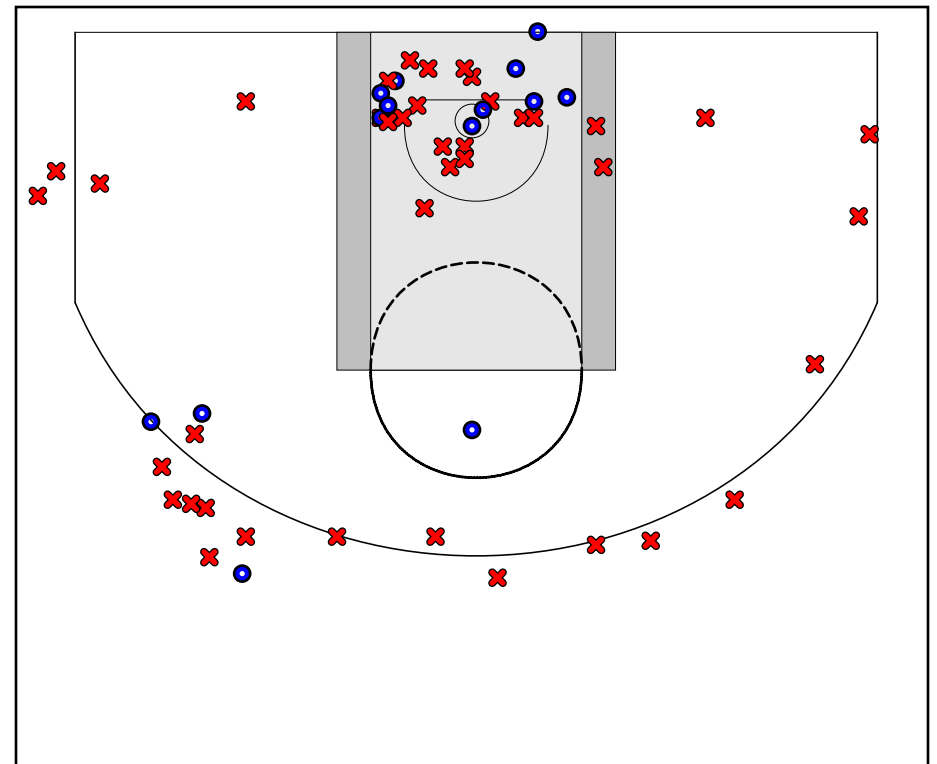
## Game Summary Comparison

Statistic	Ackiewicz BABY BLUE	R. Campbell RED
Points	61	43
<i>Field Goals</i>	24 / 46	14 / 54
2 Point	20 / 36	11 / 32
3 Point	4 / 10	3 / 22
<i>Free Throws</i>	9 / 11	12 / 20
Assists	5	4
Rebounds	35	34
<i>Offensive</i>	7	18
<i>Defensive</i>	28	16
Blocks	2	2
Steals	3	6
Deflections	4	5
Turnovers	11	9
Charges Taken	0	0
Personal Fouls	14	11

Ackiewicz BABY BLUE



R. Campbell RED



### Ackiewicz BABY BLUE Turnovers

Period	Clock	Player	Turnover Type
1st Period	16:16	#3 Josh Lloyd	Other
1st Period	16:03	#12 Dev Ray	Other
1st Period	15:21	#15 Eric Lee	Other
1st Period	13:25	#12 Dev Ray	Other
1st Period	10:11	#10 Jeff Williford	Other
1st Period	9:13	#4 Chris Coleman	Other
2nd Period	16:35	#12 Dev Ray	Other
2nd Period	12:10	#5 Fred Ackiewicz	Other
2nd Period	8:44	#4 Chris Coleman	Other
2nd Period	3:21	#4 Chris Coleman	Other
2nd Period	0:00	#15 Eric Lee	Other

### Ackiewicz BABY BLUE Fouls

Period	Clock	Player	Foul
1st Period	15:43	#4 Chris Coleman	Other (Def)
1st Period	14:03	#15 Eric Lee	Other (Def)
1st Period	13:25	#12 Dev Ray	Other (Def)
1st Period	13:25	#12 Dev Ray	Other (Def)
1st Period	12:23	#4 Chris Coleman	Other (Def)
1st Period	7:55	#4 Chris Coleman	Other (Def)
1st Period	7:48	#3 Josh Lloyd	Other (Def)
2nd Period	9:31	#15 Eric Lee	Other (Def)
2nd Period	8:31	#10 Jeff Williford	Other (Def)
2nd Period	7:58	#15 Eric Lee	Other (Def)
2nd Period	7:07	#3 Josh Lloyd	Other (Def)
2nd Period	0:00	#4 Chris Coleman	Other (Def)
2nd Period	0:00	#15 Eric Lee	Other (Def)
2nd Period	0:00	#12 Dev Ray	Other (Def)

### R. Campbell RED Turnovers

Period	Clock	Player	Turnover Type
1st Period	17:07	#3 Paolo Gambaro	Other
1st Period	16:24	#0 Khayir Lewis	Other
1st Period	13:25	#14 Lou Dominique	Other
1st Period	6:29	#14 Lou Dominique	Other
1st Period	5:34	#0 Khayir Lewis	Other
2nd Period	11:08	#14 Lou Dominique	Other
2nd Period	5:43	#14 Lou Dominique	Other
2nd Period	0:00	#4 Kevin Tobin	Other
2nd Period	0:00	#14 Lou Dominique	Other

### R. Campbell RED Fouls

Period	Clock	Player	Foul
1st Period	8:25	#14 Lou Dominique	Other (Def)
1st Period	7:00	#12 Brendan Spillane	Other (Def)
2nd Period	12:02	#12 Brendan Spillane	Other (Def)
2nd Period	7:45	#0 Khayir Lewis	Other (Def)
2nd Period	6:41	#4 Kevin Tobin	Other (Def)
2nd Period	6:00	#3 Paolo Gambaro	Other (Def)
2nd Period	4:34	#14 Lou Dominique	Other (Def)
2nd Period	0:00	#3 Paolo Gambaro	Other (Def)
2nd Period	0:00	#0 Khayir Lewis	Other (Def)
2nd Period	0:00	#0 Khayir Lewis	Other (Def)
2nd Period	0:00	#3 Paolo Gambaro	Other (Def)