

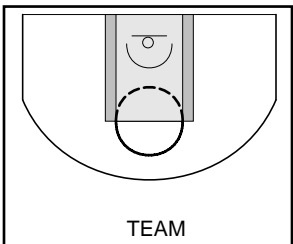
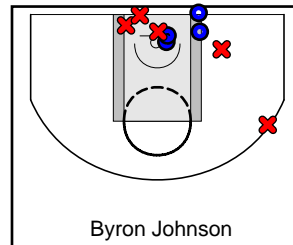
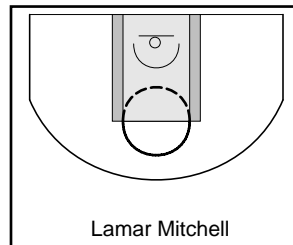
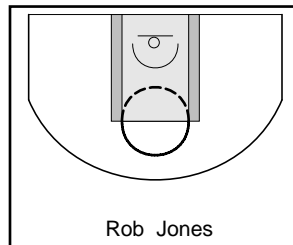
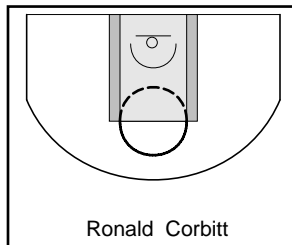
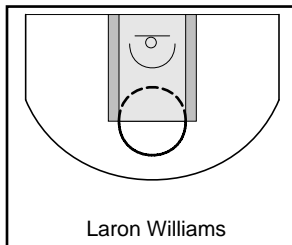
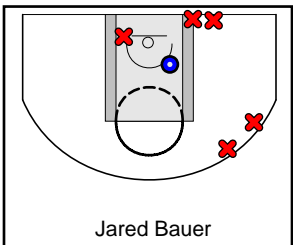
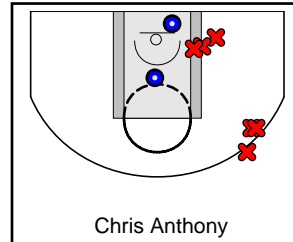
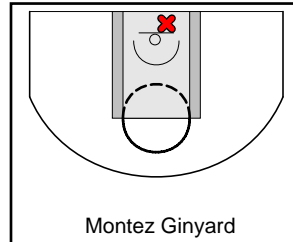
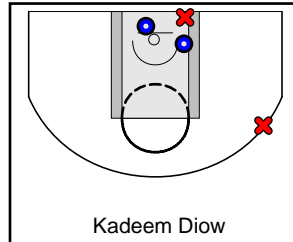
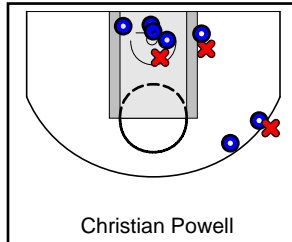
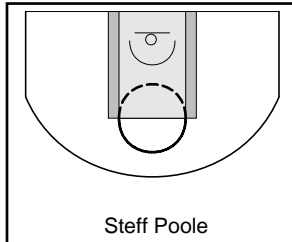
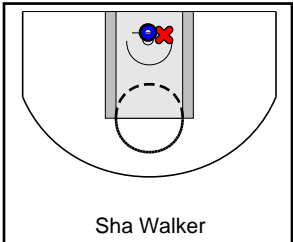
Anthony NAVY BLUE

6/8/17 Anthony NAVY BLUE at Boyle TEAL

	1	2	T
Anthony NAVY	23	23	46
Boyle TEAL	34	18	52




#	Name	G	MIN	FGM	FGA	FG%	2PM	2PA	2P%	3PM	3PA	3P%	FTM	FTA	FT%	OREB	DREB	REB	AST	STL	BLK	DEF	TO	PF	CHG	PM	PTS
0	Sha Walker	1	0	1	2	.500	1	2	.500	0	0	.000	2	4	.500	1	2	3	0	0	0	0	3	2	0	-1	4
0	Steff Poole	0	0	0	0	.000	0	0	.000	0	0	.000	0	0	.000	0	0	0	0	0	0	0	0	0	0	0	0
0	Christian Powell	1	0	6	10	.600	4	7	.571	2	3	.667	6	8	.750	3	4	7	0	1	0	5	3	2	0	-2	20
3	Kadeem Diow	1	0	2	4	.500	2	3	.667	0	1	.000	2	5	.400	1	3	4	1	0	0	0	2	2	0	-6	6
3	Montez Ginyard	1	0	0	1	.000	0	1	.000	0	0	.000	0	0	.000	0	0	0	0	0	0	2	0	1	0	7	0
4	Chris Anthony	1	0	2	8	.250	2	5	.400	0	3	.000	0	0	.000	1	4	5	0	1	0	0	5	0	0	-10	4
5	Jared Bauer	1	0	1	6	.167	1	4	.250	0	2	.000	2	2	1.000	0	0	0	0	2	0	4	1	4	0	-2	4
10	Laron Williams	0	0	0	0	.000	0	0	.000	0	0	.000	0	0	.000	0	0	0	0	0	0	0	0	0	0	0	0
11	Ronald Corbitt	0	0	0	0	.000	0	0	.000	0	0	.000	0	0	.000	0	0	0	0	0	0	0	0	0	0	0	0
12	Rob Jones	1	0	0	0	.000	0	0	.000	0	0	.000	0	0	.000	0	3	3	0	2	0	0	0	0	0	-8	0
13	Lamar Mitchell	1	0	0	0	.000	0	0	.000	0	0	.000	0	0	.000	0	0	0	0	0	0	0	0	0	0	-6	0
14	Byron Johnson	1	0	4	9	.444	4	8	.500	0	1	.000	0	0	.000	3	7	10	0	0	0	2	0	4	0	-7	8
	TEAM	1	0	0	0	.000	0	0	.000	0	0	.000	0	0	.000	2	4	6	0	0	0	0	0	0	0	0	0
	TOTALS	1	0	16	40	.400	14	30	.467	2	10	.200	12	19	.632	11	27	38	1	6	0	13	14	15	0	-6	46



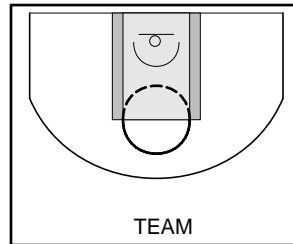
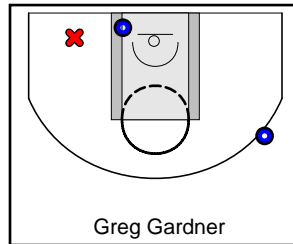
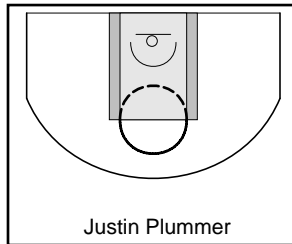
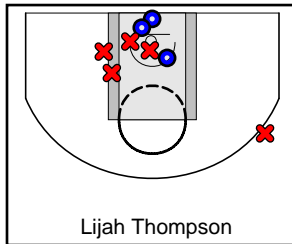
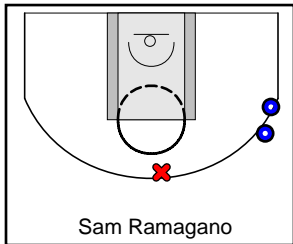
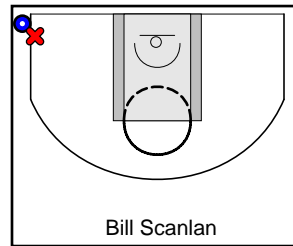
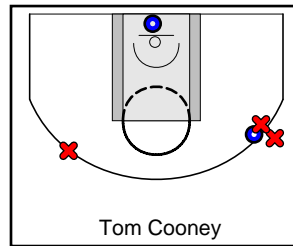
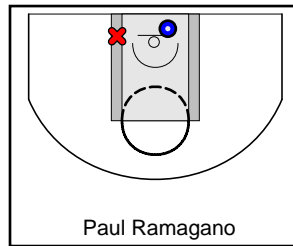

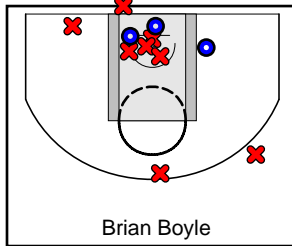
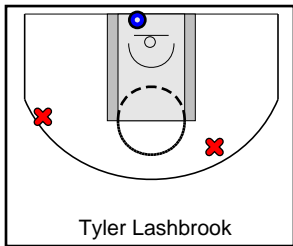
Boyle TEAL

6/8/17 Anthony NAVY BLUE at Boyle TEAL

	1	2	T
Anthony NAVY	23	23	46
Boyle TEAL	34	18	52



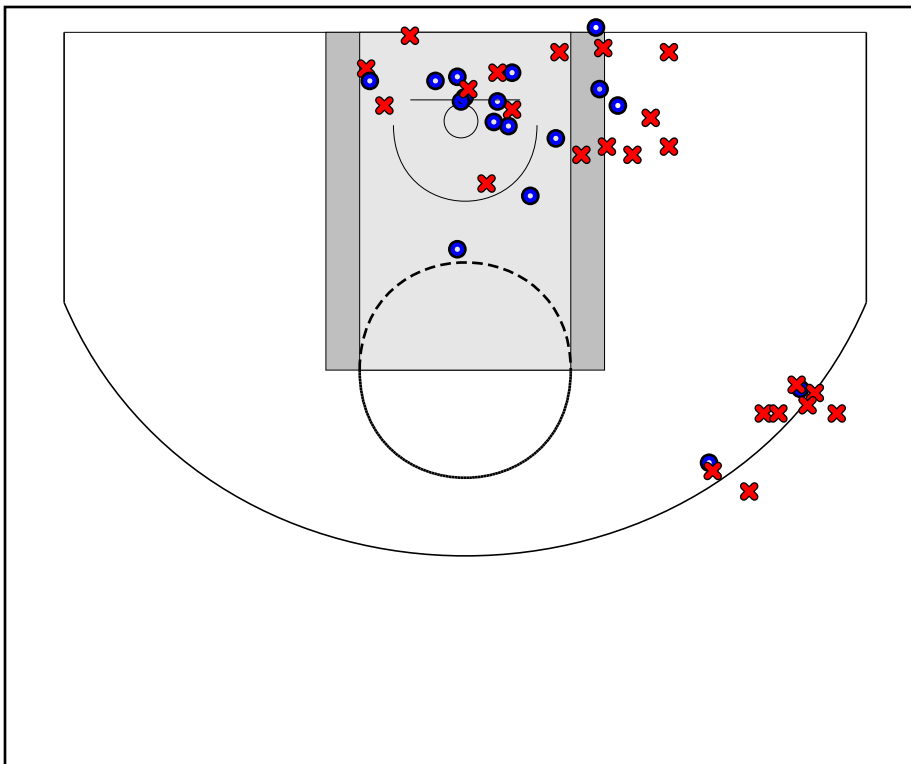
#	Name	G	MIN	FGM	FGA	FG%	2PM	2PA	2P%	3PM	3PA	3P%	FTM	FTA	FT%	OREB	DREB	REB	AST	STL	BLK	DEF	TO	PF	CHG	PM	PTS
3	Tyler Lashbrook	1	0	1	3	.333	1	1	1.000	0	2	.000	0	0	.000	0	1	1	0	1	0	0	0	1	0	2	2
4	Brian Boyle	1	0	3	11	.273	3	9	.333	0	2	.000	0	0	.000	0	1	1	3	2	0	1	0	2	0	6	6
5	Eric Brennan	1	0	5	12	.417	4	10	.400	1	2	.500	4	5	.800	1	4	5	3	4	2	3	4	0	0	6	15
10	Paul Ramagano	1	0	1	2	.500	1	2	.500	0	0	.000	0	0	.000	2	1	3	0	0	0	0	2	1	0	4	2
11	Tom Cooney	1	0	2	5	.400	1	1	1.000	1	4	.250	0	0	.000	0	0	0	0	0	0	0	0	0	0	5	5
12	Bill Scanlan	1	0	1	2	.500	0	0	.000	1	2	.500	0	0	.000	2	1	3	1	2	0	1	0	0	0	0	3
13	Sam Ramagano	1	0	2	3	.667	0	0	.000	2	3	.667	0	1	.000	0	0	0	0	0	0	0	0	0	0	3	6
14	Lijah Thompson	1	0	3	8	.375	3	7	.429	0	1	.000	2	2	1.000	2	2	4	0	0	1	0	1	1	0	1	8
15	Justin Plummer	1	0	0	0	.000	0	0	.000	0	0	.000	0	1	.000	0	2	2	1	1	0	0	0	2	0	3	0
20	Greg Gardner	1	0	2	5	.400	1	2	.500	1	3	.333	0	0	.000	1	0	1	1	0	0	0	0	2	0	5	5
	TEAM	1	0	0	0	.000	0	0	.000	0	0	.000	0	0	.000	2	1	3	0	0	0	0	0	0	0	0	0
	TOTALS	1	0	20	51	.392	14	32	.438	6	19	.316	6	9	.667	10	13	23	9	10	3	5	7	9	0	6	52



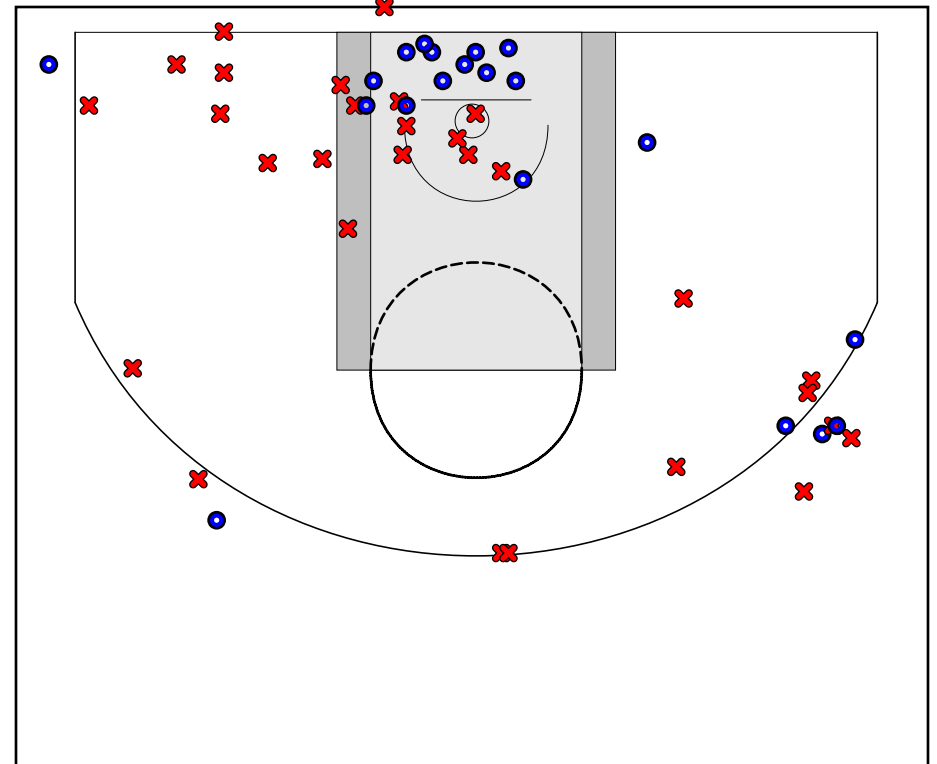
Game Summary Comparison

Statistic	Anthony NAVY BLUE	Boyle TEAL
Points	46	52
<i>Field Goals</i>	16 / 40	20 / 51
2 Point	14 / 30	14 / 32
3 Point	2 / 10	6 / 19
<i>Free Throws</i>	12 / 19	6 / 9
Assists	1	9
Rebounds	38	23
<i>Offensive</i>	11	10
<i>Defensive</i>	27	13
Blocks	0	3
Steals	6	10
Deflections	13	5
Turnovers	14	7
Charges Taken	0	0
Personal Fouls	15	9

Anthony NAVY BLUE



Boyle TEAL



Anthony NAVY BLUE Turnovers

Period	Clock	Player	Turnover Type
1st Period	0:00	#3 Kadeem Diow	Other
1st Period	0:00	#4 Chris Anthony	Other
1st Period	0:00	#5 Jared Bauer	Other
1st Period	0:00	#0 Christian Powell	Other
1st Period	0:00	#3 Kadeem Diow	Other
1st Period	0:00	#0 Christian Powell	Other
1st Period	0:00	#4 Chris Anthony	Other
2nd Period	0:00	#4 Chris Anthony	Other
2nd Period	0:00	#4 Chris Anthony	Other
2nd Period	0:00	#0 Sha Walker	Other
2nd Period	0:00	#0 Sha Walker	Other
2nd Period	0:00	#4 Chris Anthony	Other
2nd Period	0:00	#0 Sha Walker	Other
2nd Period	0:00	#0 Christian Powell	Other

Anthony NAVY BLUE Fouls

Period	Clock	Player	Foul
1st Period	0:00	#14 Byron Johnson	Other (Def)
1st Period	0:00	#14 Byron Johnson	Other (Def)
1st Period	0:00	#0 Sha Walker	Other (Def)
1st Period	0:00	#3 Kadeem Diow	Other (Def)
1st Period	0:00	#5 Jared Bauer	Other (Def)
2nd Period	0:00	#0 Christian Powell	Other (Def)
2nd Period	0:00	#5 Jared Bauer	Other (Def)
2nd Period	0:00	#5 Jared Bauer	Other (Def)
2nd Period	0:00	#5 Jared Bauer	Other (Def)
2nd Period	0:00	#3 Montez Ginyard	Other (Def)
2nd Period	0:00	#0 Sha Walker	Other (Def)
2nd Period	0:00	#14 Byron Johnson	Other (Def)
2nd Period	0:00	#14 Byron Johnson	Other (Def)
2nd Period	0:00	#0 Christian Powell	Other (Def)
2nd Period	0:00	#3 Kadeem Diow	Other (Def)

Boyle TEAL Turnovers

Period	Clock	Player	Turnover Type
1st Period	0:00	#5 Eric Brennan	Other
1st Period	0:00	#5 Eric Brennan	Other
1st Period	0:00	#5 Eric Brennan	Other
1st Period	0:00	#10 Paul Ramagano	Other
2nd Period	0:00	#5 Eric Brennan	Other
2nd Period	0:00	#10 Paul Ramagano	Other
2nd Period	0:00	#14 Lijah Thompson	Other

Boyle TEAL Fouls

Period	Clock	Player	Foul
1st Period	0:00	#20 Greg Gardner	Other (Def)
1st Period	0:00	#14 Lijah Thompson	Other (Def)
1st Period	0:00	#15 Justin Plummer	Other (Def)
2nd Period	0:00	#3 Tyler Lashbrook	Other (Def)
2nd Period	0:00	#20 Greg Gardner	Other (Def)
2nd Period	0:00	#4 Brian Boyle	Other (Def)
2nd Period	0:00	#10 Paul Ramagano	Other (Def)
2nd Period	0:00	#15 Justin Plummer	Other (Def)
2nd Period	0:00	#4 Brian Boyle	Other (Def)