

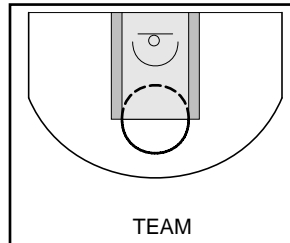
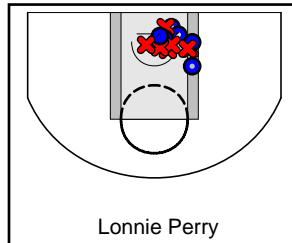
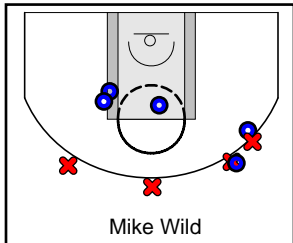
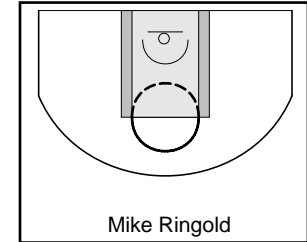
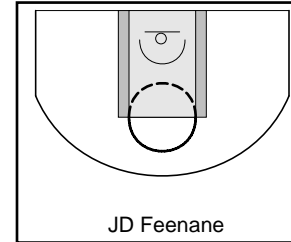
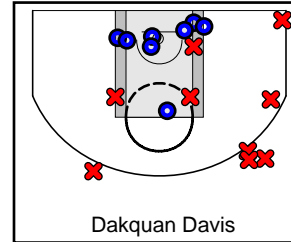
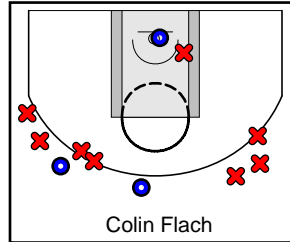
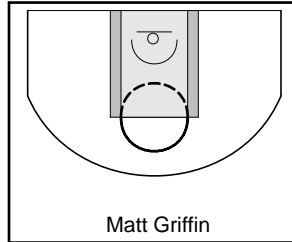
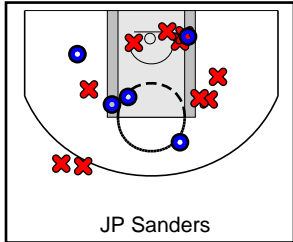
# Griffin MAROON

6/8/17 Griffin MAROON at DiBeradinas CHARCOAL

	1	OT1	T
Griffin MAROON	34	33	67
DiBeradinas	35	36	71




#	Name	G	MIN	FGM	FGA	FG%	2PM	2PA	2P%	3PM	3PA	3P%	FTM	FTA	FT%	OREB	DREB	REB	AST	STL	BLK	DEF	TO	PF	CHG	PM	PTS
3	JP Sanders	1	0	5	15	.333	5	13	.385	0	2	.000	1	2	.500	1	6	7	2	3	0	4	1	4	0	-4	11
4	Matt Griffin	0	0	0	0	.000	0	0	.000	0	0	.000	0	0	.000	0	0	0	0	0	0	0	0	0	0	0	0
5	Colin Flach	1	0	3	11	.273	1	2	.500	2	9	.222	0	0	.000	0	4	4	0	1	0	1	0	0	0	-4	8
10	Dakquan Davis	1	0	8	17	.471	8	11	.727	0	6	.000	2	3	.667	2	3	5	3	5	0	1	3	1	0	-4	18
11	JD Feenane	0	0	0	0	.000	0	0	.000	0	0	.000	0	0	.000	0	0	0	0	0	0	0	0	0	0	0	0
12	Mike Ringold	0	0	0	0	.000	0	0	.000	0	0	.000	0	0	.000	0	0	0	0	0	0	0	0	0	0	0	0
13	Mike Wild	1	0	5	9	.556	3	3	1.000	2	6	.333	2	2	1.000	1	7	8	3	2	0	7	1	1	0	-4	14
14	Lonnie Perry	1	0	6	13	.462	6	13	.462	0	0	.000	4	4	1.000	6	6	12	3	0	2	1	0	1	0	-4	16
	TEAM	1	0	0	0	.000	0	0	.000	0	0	.000	0	0	.000	0	1	1	0	0	0	0	0	0	0	0	0
	<b>TOTALS</b>	<b>1</b>	<b>0</b>	<b>27</b>	<b>65</b>	<b>.415</b>	<b>23</b>	<b>42</b>	<b>.548</b>	<b>4</b>	<b>23</b>	<b>.174</b>	<b>9</b>	<b>11</b>	<b>.818</b>	<b>10</b>	<b>27</b>	<b>37</b>	<b>11</b>	<b>11</b>	<b>2</b>	<b>14</b>	<b>5</b>	<b>7</b>	<b>0</b>	<b>-4</b>	<b>67</b>



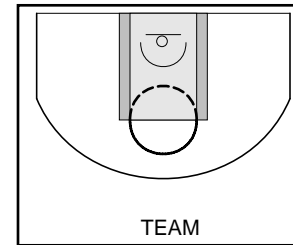
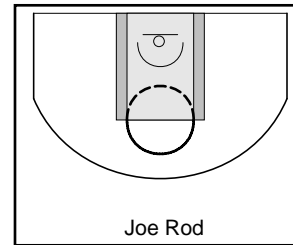
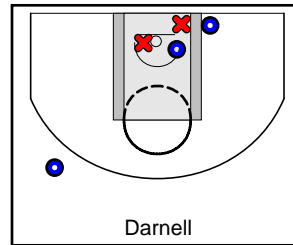
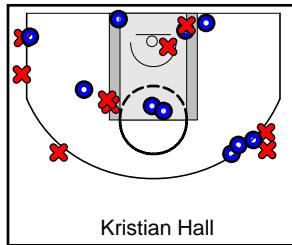
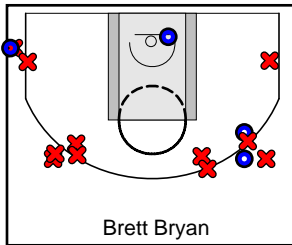
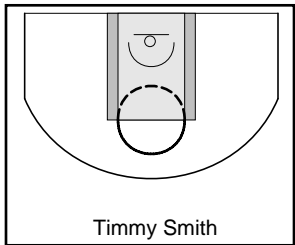
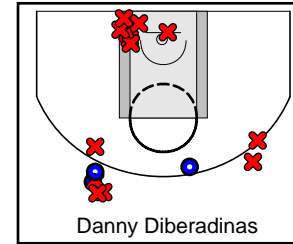
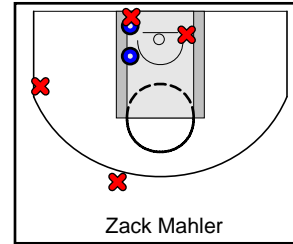
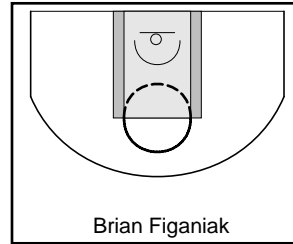
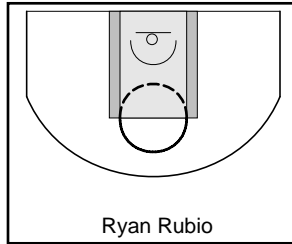
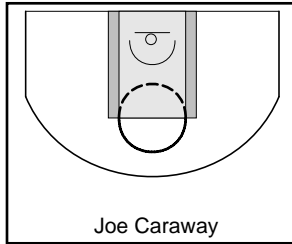
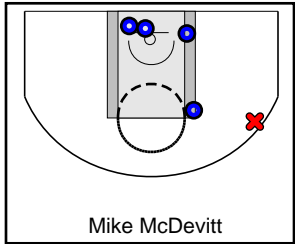
# DiBeradinas CHARCOAL

6/8/17 Griffin MAROON at DiBeradinas CHARCOAL

	1	OT1	T
Griffin MAROON	34	33	67
DiBeradinas	35	36	71



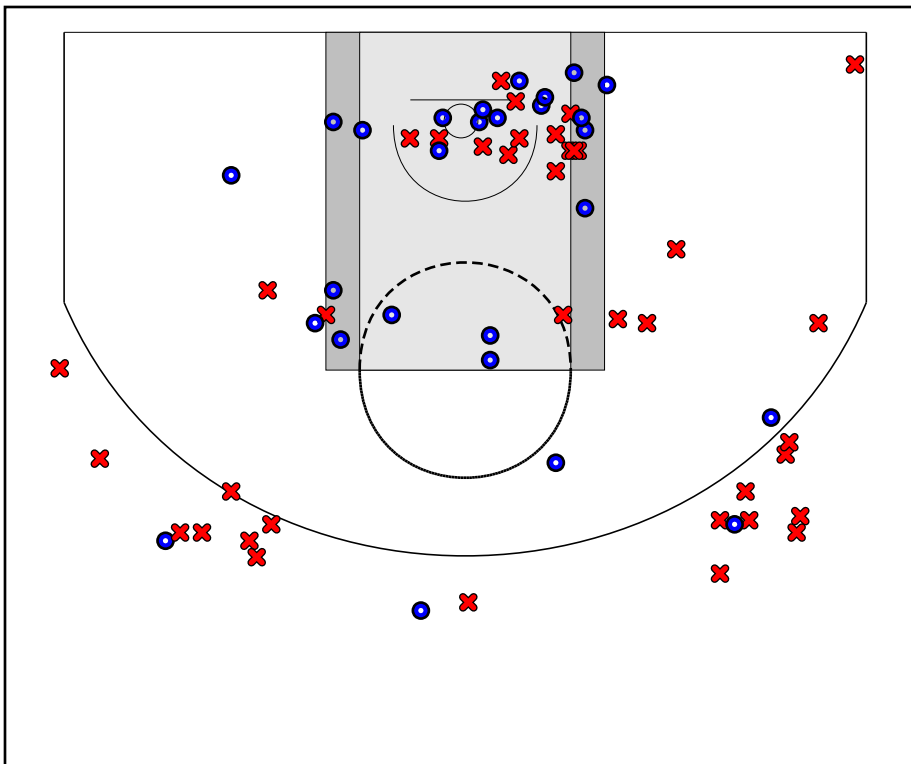
#	Name	G	MIN	FGM	FGA	FG%	2PM	2PA	2P%	3PM	3PA	3P%	FTM	FTA	FT%	OREB	DREB	REB	AST	STL	BLK	DEF	TO	PF	CHG	PM	PTS
0	Mike McDevitt	1	0	4	5	.800	4	4	1.000	0	1	.000	1	1	1.000	1	4	5	2	0	0	1	1	3	0	8	9
0	Joe Caraway	0	0	0	0	.000	0	0	.000	0	0	.000	0	0	.000	0	0	0	0	0	0	0	0	0	0	0	0
0	Ryan Rubio	0	0	0	0	.000	0	0	.000	0	0	.000	0	0	.000	0	0	0	0	0	0	0	0	0	0	0	0
0	Brian Figaniak	0	0	0	0	.000	0	0	.000	0	0	.000	0	0	.000	0	0	0	0	0	0	0	0	0	0	0	0
3	Zack Mahler	1	0	2	6	.333	2	4	.500	0	2	.000	0	1	.000	2	6	8	4	0	0	1	4	1	0	-5	4
4	Danny Diberadinas	1	0	4	17	.235	1	8	.125	3	9	.333	5	5	1.000	1	2	3	9	1	0	0	5	2	0	4	16
5	Timmy Smith	0	0	0	0	.000	0	0	.000	0	0	.000	0	0	.000	0	0	0	0	0	0	0	0	0	0	0	0
12	Brett Bryan	1	0	4	15	.267	1	1	1.000	3	14	.214	0	0	.000	1	2	3	1	1	0	1	1	1	0	5	11
13	Kristian Hall	1	0	10	19	.526	6	10	.600	4	9	.444	0	0	.000	4	2	6	0	2	0	0	1	2	0	7	24
14	Darnell	1	0	3	5	.600	2	4	.500	1	1	1.000	0	0	.000	3	10	13	1	0	2	3	3	2	0	1	7
20	Joe Rod	0	0	0	0	.000	0	0	.000	0	0	.000	0	0	.000	0	0	0	0	0	0	0	0	0	0	0	0
	TEAM	1	0	0	0	.000	0	0	.000	0	0	.000	0	0	.000	2	2	4	0	0	0	0	0	0	0	0	0
	<b>TOTALS</b>	<b>1</b>	<b>0</b>	<b>27</b>	<b>67</b>	<b>.403</b>	<b>16</b>	<b>31</b>	<b>.516</b>	<b>11</b>	<b>36</b>	<b>.306</b>	<b>6</b>	<b>7</b>	<b>.857</b>	<b>14</b>	<b>28</b>	<b>42</b>	<b>17</b>	<b>4</b>	<b>2</b>	<b>6</b>	<b>15</b>	<b>11</b>	<b>0</b>	<b>4</b>	<b>71</b>



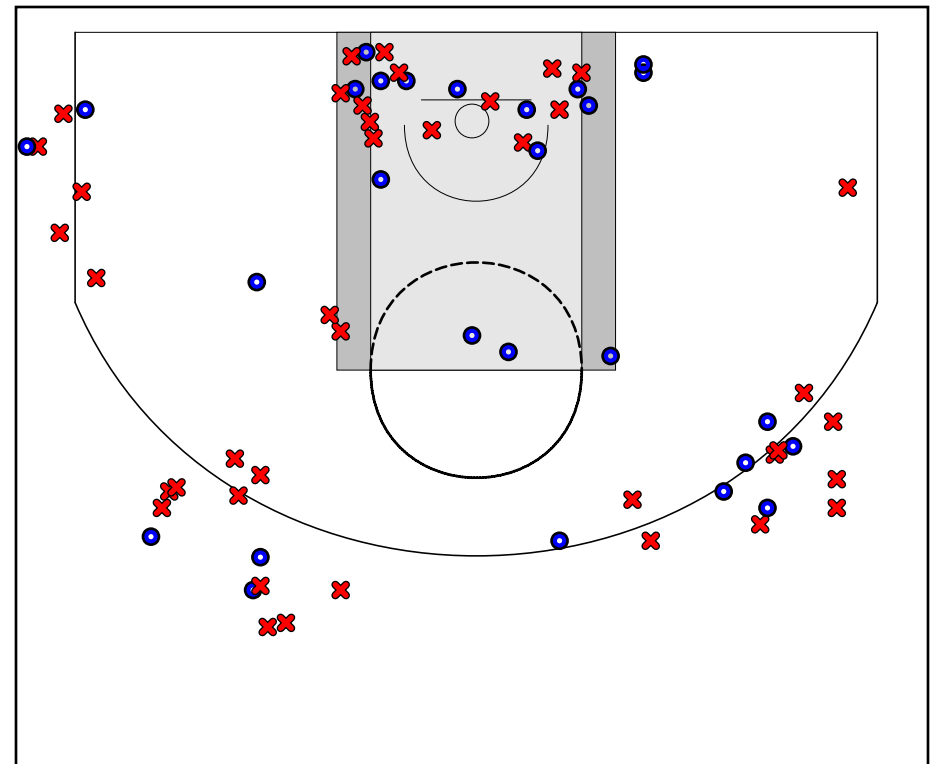
## Game Summary Comparison

Statistic	Griffin MAROON	DiBeradinas CHARCOAL
Points	67	71
<i>Field Goals</i>	27 / 65	27 / 67
<i>2 Point</i>	23 / 42	16 / 31
<i>3 Point</i>	4 / 23	11 / 36
<i>Free Throws</i>	9 / 11	6 / 7
Assists	11	17
Rebounds	37	42
<i>Offensive</i>	10	14
<i>Defensive</i>	27	28
Blocks	2	2
Steals	11	4
Deflections	14	6
Turnovers	5	15
Charges Taken	0	0
Personal Fouls	7	11

Griffin MAROON



DiBeradinas CHARCOAL



### Griffin MAROON Turnovers

Period	Clock	Player	Turnover Type
1st Period	0:00	#3 JP Sanders	Other
1st Period	0:00	#10 Dakquan Davis	Other
1st Period	0:00	#13 Mike Wild	Other
2nd Period	0:00	#10 Dakquan Davis	Other
2nd Period	0:00	#10 Dakquan Davis	Other

### Griffin MAROON Fouls

Period	Clock	Player	Foul
1st Period	0:00	#13 Mike Wild	Other (Def)
1st Period	0:00	#3 JP Sanders	Other (Def)
1st Period	0:00	#3 JP Sanders	Other (Def)
2nd Period	0:00	#10 Dakquan Davis	Other (Tech)
2nd Period	0:00	#3 JP Sanders	Other (Def)
2nd Period	0:00	#3 JP Sanders	Other (Def)
2nd Period	0:00	#14 Lonnie Perry	Other (Def)

### DiBeradinas CHARCOAL Turnovers

Period	Clock	Player	Turnover Type
1st Period	0:00	#14 Darnell	Other
1st Period	0:00	#3 Zack Mahler	Other
1st Period	0:00	#4 Danny Diberadinas	Other
1st Period	0:00	#14 Darnell	Other
1st Period	0:00	#3 Zack Mahler	Other
1st Period	0:00	#3 Zack Mahler	Other
1st Period	0:00	#4 Danny Diberadinas	Other
2nd Period	0:00	#0 Mike McDevitt	Other
2nd Period	0:00	#4 Danny Diberadinas	Other
2nd Period	0:00	#14 Darnell	Other
2nd Period	0:00	#3 Zack Mahler	Other
2nd Period	0:00	#13 Kristian Hall	Other
2nd Period	0:00	#4 Danny Diberadinas	Other
2nd Period	0:00	#12 Brett Bryan	Other
2nd Period	0:00	#4 Danny Diberadinas	Other

### DiBeradinas CHARCOAL Fouls

Period	Clock	Player	Foul
1st Period	0:00	#13 Kristian Hall	Other (Def)
1st Period	0:00	#13 Kristian Hall	Other (Def)
1st Period	0:00	#4 Danny Diberadinas	Other (Def)
1st Period	0:00	#0 Mike McDevitt	Other (Def)
2nd Period	0:00	#3 Zack Mahler	Other (Def)
2nd Period	0:00	#4 Danny Diberadinas	Other (Def)
2nd Period	0:00	#0 Mike McDevitt	Other (Def)
2nd Period	0:00	#0 Mike McDevitt	Other (Def)
2nd Period	0:00	#14 Darnell	Other (Def)
2nd Period	0:00	#12 Brett Bryan	Other (Tech)
2nd Period	0:00	#14 Darnell	Other (Tech)