

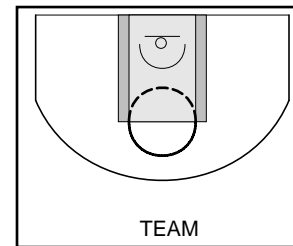
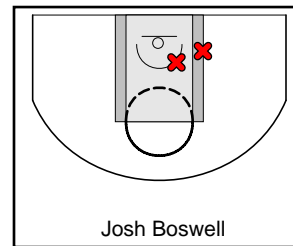
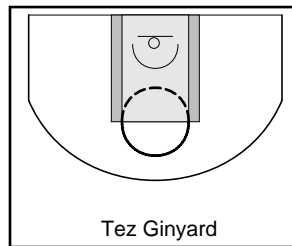
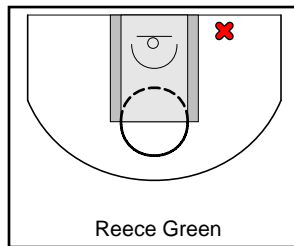
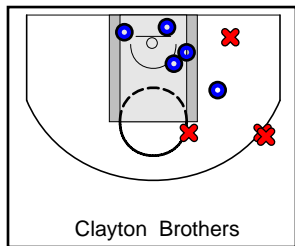
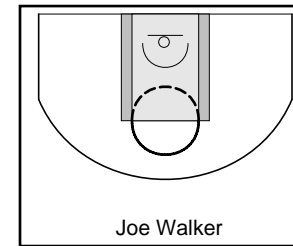
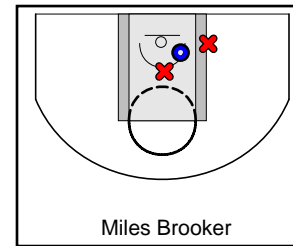

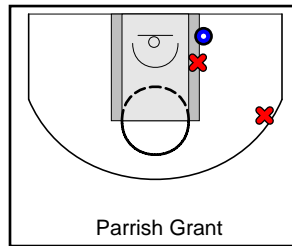
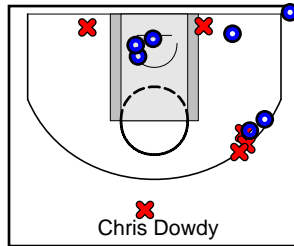
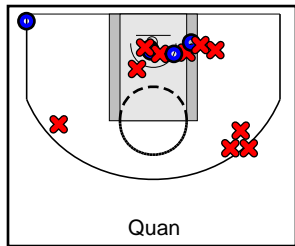
Grant BLACK

6/8/17 Grant BLACK at Danzig ORANGE

	1	2	T
Grant BLACK	33	27	60
Danzig ORANGE	22	33	55




#	Name	G	MIN	FGM	FGA	FG%	2PM	2PA	2P%	3PM	3PA	3P%	FTM	FTA	FT%	OREB	DREB	REB	AST	STL	BLK	DEF	TO	PF	CHG	PM	PTS
0	Quan	1	0	5	15	.333	4	10	.400	1	5	.200	2	4	.500	5	2	7	2	0	1	1	1	1	0	-2	13
3	Chris Dowdy	1	0	6	13	.462	4	6	.667	2	7	.286	0	0	.000	1	4	5	1	2	0	0	0	1	0	7	14
4	Parrish Grant	1	0	1	3	.333	1	2	.500	0	1	.000	0	0	.000	0	1	1	2	2	1	1	1	0	0	-1	2
5	Mike Wilson	1	0	6	11	.545	2	2	1.000	4	9	.444	2	2	1.000	0	6	6	2	1	0	0	0	1	0	13	18
10	Miles Brooker	1	0	1	3	.333	1	3	.333	0	0	.000	1	4	.250	0	3	3	1	2	0	1	1	1	0	5	3
11	Joe Walker	0	0	0	0	.000	0	0	.000	0	0	.000	0	0	.000	0	0	0	0	0	0	0	0	0	0	0	0
12	Clayton Brothers	1	0	5	9	.556	5	7	.714	0	2	.000	0	0	.000	1	3	4	1	2	0	0	0	3	0	9	10
13	Reece Green	1	0	0	1	.000	0	1	.000	0	0	.000	0	0	.000	0	0	0	1	1	0	0	1	0	0	8	0
14	Tez Ginyard	0	0	0	0	.000	0	0	.000	0	0	.000	0	0	.000	0	0	0	0	0	0	0	0	0	0	0	0
15	Josh Boswell	1	0	0	2	.000	0	2	.000	0	0	.000	0	0	.000	0	0	0	0	1	1	1	0	3	0	1	0
	TEAM	1	0	0	0	.000	0	0	.000	0	0	.000	0	0	.000	1	1	2	0	0	0	0	0	0	0	0	0
	TOTALS	1	0	24	57	.421	17	33	.515	7	24	.292	5	10	.500	8	20	28	10	11	3	4	4	10	0	5	60



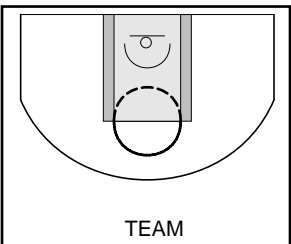
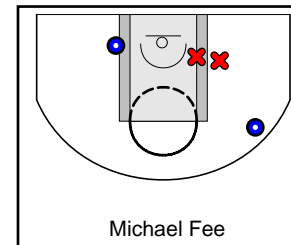
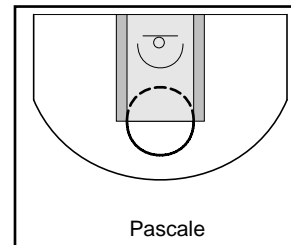
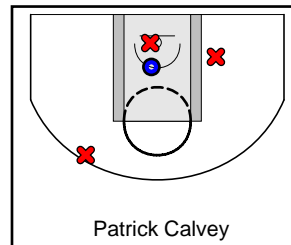
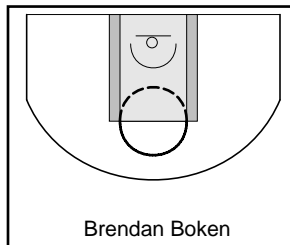
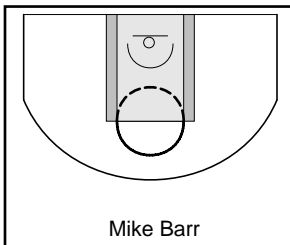
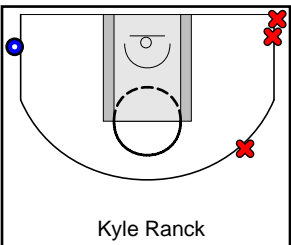
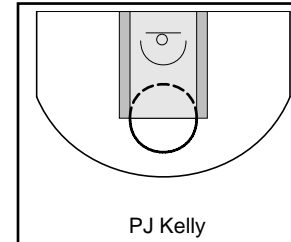
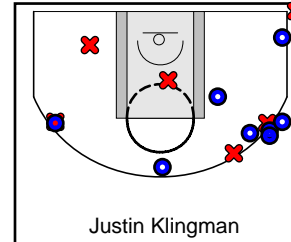
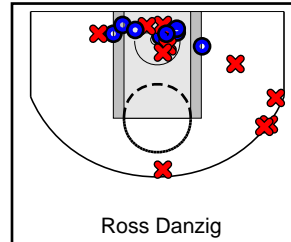
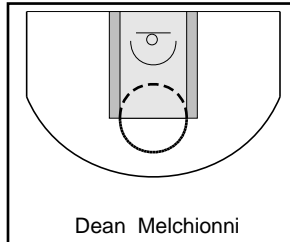
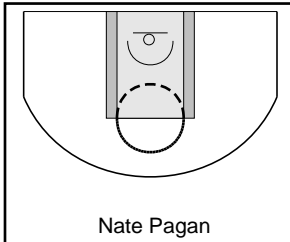
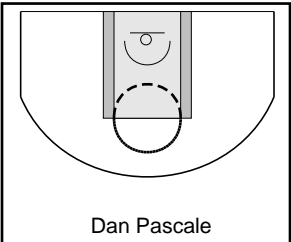
Danzig ORANGE

6/8/17 Grant BLACK at Danzig ORANGE

	1	2	T
Grant BLACK	33	27	60
Danzig ORANGE	22	33	55



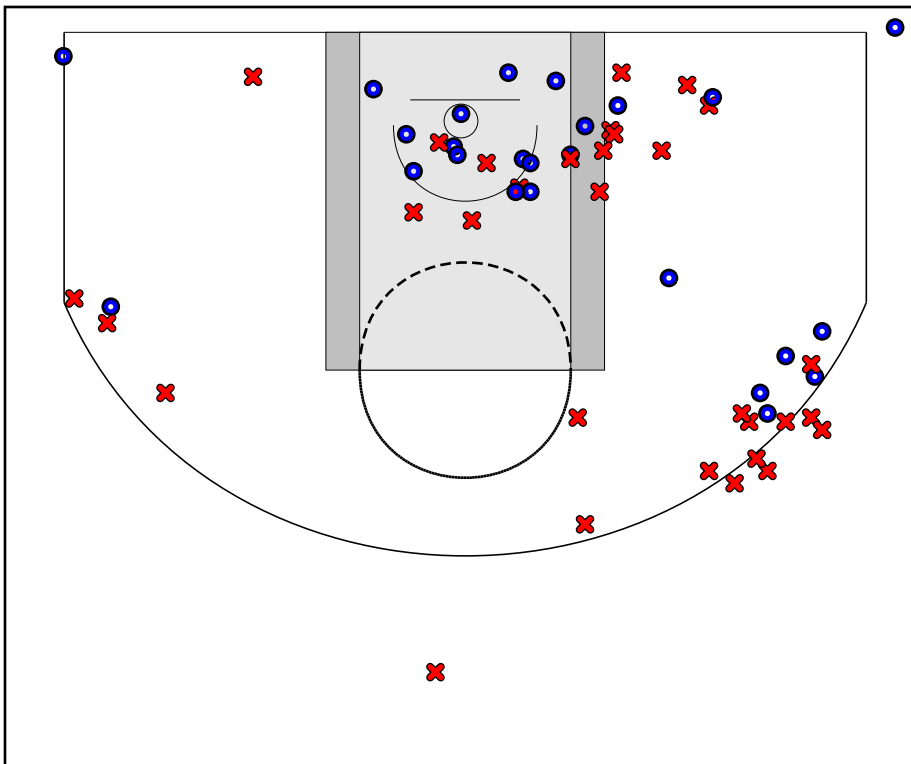
#	Name	G	MIN	FGM	FGA	FG%	2PM	2PA	2P%	3PM	3PA	3P%	FTM	FTA	FT%	OREB	DREB	REB	AST	STL	BLK	DEF	TO	PF	CHG	PM	PTS
0	Dan Pascale	0	0	0	0	.000	0	0	.000	0	0	.000	0	0	.000	0	0	0	0	0	0	0	0	0	0	0	0
0	Nate Pagan	0	0	0	0	.000	0	0	.000	0	0	.000	0	0	.000	0	0	0	0	0	0	0	0	0	0	0	0
0	Dean Melchionni	0	0	0	0	.000	0	0	.000	0	0	.000	0	0	.000	0	0	0	0	0	0	0	0	0	0	0	0
3	Ross Danzig	1	0	8	19	.421	8	15	.533	0	4	.000	6	7	.857	4	8	12	8	1	1	2	3	2	0	-8	22
4	Justin Klingman	1	0	8	14	.571	1	3	.333	7	11	.636	0	0	.000	0	5	5	1	0	0	1	3	2	0	-8	23
5	PJ Kelly	0	0	0	0	.000	0	0	.000	0	0	.000	0	0	.000	0	0	0	0	0	0	0	0	0	0	0	0
10	Kyle Ranck	1	0	1	4	.250	0	0	.000	1	4	.250	0	0	.000	0	8	8	0	0	0	0	1	2	0	-8	3
12	Mike Barr	0	0	0	0	.000	0	0	.000	0	0	.000	0	0	.000	0	0	0	0	0	0	0	0	0	0	0	0
13	Brendan Boken	0	0	0	0	.000	0	0	.000	0	0	.000	0	0	.000	0	0	0	0	0	0	0	0	0	0	0	0
15	Patrick Calvey	1	0	1	4	.250	1	3	.333	0	1	.000	0	0	.000	0	4	4	0	0	0	0	3	2	0	-8	2
20	Pascale	0	0	0	0	.000	0	0	.000	0	0	.000	0	0	.000	0	0	0	0	0	0	0	0	0	0	0	0
21	Michael Fee	1	0	2	4	.500	1	3	.333	1	1	1.000	0	0	.000	0	2	2	3	0	0	0	2	4	0	-8	5
	TEAM	1	0	0	0	.000	0	0	.000	0	0	.000	0	0	.000	0	1	1	0	0	0	0	0	0	0	0	0
	TOTALS	1	0	20	45	.444	11	24	.458	9	21	.429	6	7	.857	4	28	32	12	1	1	3	12	12	0	-5	55



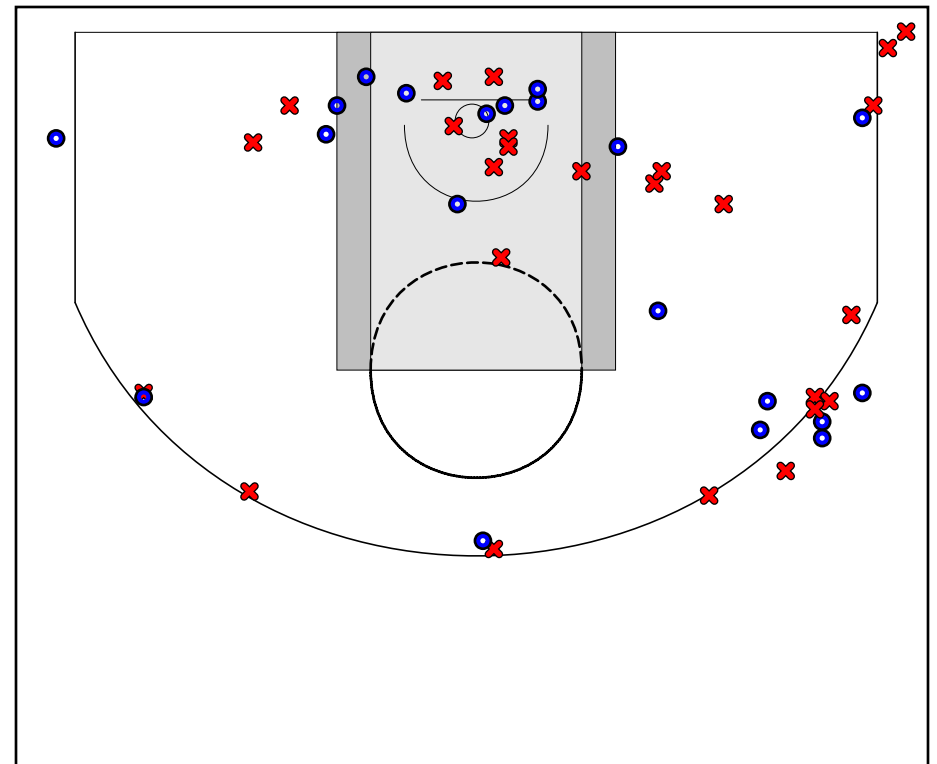
Game Summary Comparison

Statistic	Grant BLACK	Danzig ORANGE
Points	60	55
<i>Field Goals</i>	24 / 57	20 / 45
<i>2 Point</i>	17 / 33	11 / 24
<i>3 Point</i>	7 / 24	9 / 21
<i>Free Throws</i>	5 / 10	6 / 7
Assists	10	12
Rebounds	28	32
<i>Offensive</i>	8	4
<i>Defensive</i>	20	28
Blocks	3	1
Steals	11	1
Deflections	4	3
Turnovers	4	12
Charges Taken	0	0
Personal Fouls	10	12

Grant BLACK



Danzig ORANGE



Grant BLACK Turnovers

Period	Clock	Player	Turnover Type
1st Period	0:00	#10 Miles Brooker	Other
1st Period	0:00	#13 Reece Green	Other
1st Period	0:00	#4 Parrish Grant	Other
2nd Period	0:00	#0 Quan	Other

Grant BLACK Fouls

Period	Clock	Player	Foul
1st Period	0:00	#15 Josh Boswell	Other (Def)
1st Period	0:00	#12 Clayton Brothers	Other (Def)
1st Period	0:00	#15 Josh Boswell	Other (Def)
1st Period	0:00	#12 Clayton Brothers	Other (Def)
2nd Period	0:00	#5 Mike Wilson	Other (Def)
2nd Period	0:00	#12 Clayton Brothers	Other (Def)
2nd Period	0:00	#0 Quan	Other (Def)
2nd Period	0:00	#15 Josh Boswell	Adjustment (Added)
2nd Period	0:00	#10 Miles Brooker	Other (Def)
2nd Period	0:00	#3 Chris Dowdy	Other (Def)

Danzig ORANGE Turnovers

Period	Clock	Player	Turnover Type
1st Period	0:00	#15 Patrick Calvey	Other
1st Period	0:00	#21 Michael Fee	Other
1st Period	0:00	#3 Ross Danzig	Other
1st Period	0:00	#4 Justin Klingman	Other
1st Period	0:00	#4 Justin Klingman	Other
1st Period	0:00	#4 Justin Klingman	Other
1st Period	0:00	#15 Patrick Calvey	Other
1st Period	0:00	#15 Patrick Calvey	Other
1st Period	0:00	#3 Ross Danzig	Other
1st Period	0:00	#3 Ross Danzig	Other
2nd Period	0:00	#21 Michael Fee	Other
2nd Period	0:00	#10 Kyle Ranck	Other

Danzig ORANGE Fouls

Period	Clock	Player	Foul
1st Period	0:00	#15 Patrick Calvey	Other (Def)
1st Period	0:00	#21 Michael Fee	Other (Def)
1st Period	0:00	#21 Michael Fee	Other (Def)
1st Period	0:00	#15 Patrick Calvey	Other (Def)
1st Period	0:00	#10 Kyle Ranck	Other (Def)
2nd Period	0:00	#15 Patrick Calvey	Other (Def)
2nd Period	0:00	#4 Justin Klingman	Other (Def)
2nd Period	0:00	#10 Kyle Ranck	Other (Def)
2nd Period	0:00	#15 Patrick Calvey	Adjustment (Removed)
2nd Period	0:00	#4 Justin Klingman	Other (Def)
2nd Period	0:00	#21 Michael Fee	Other (Def)
2nd Period	0:00	#3 Ross Danzig	Other (Def)
2nd Period	0:00	#3 Ross Danzig	Other (Def)
2nd Period	0:00	#21 Michael Fee	Other (Def)