


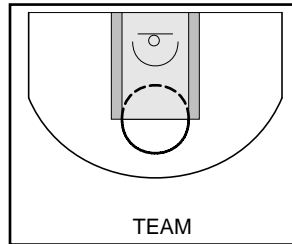
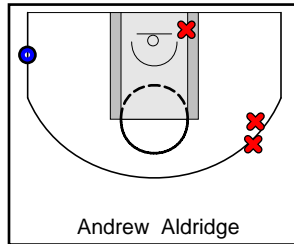
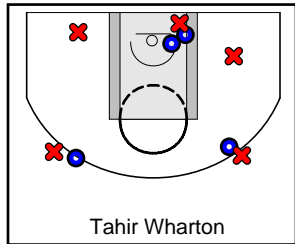

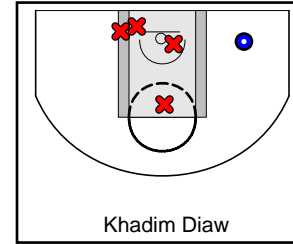
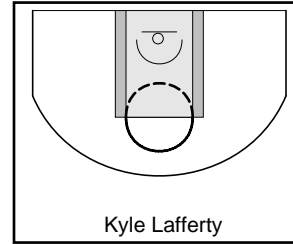
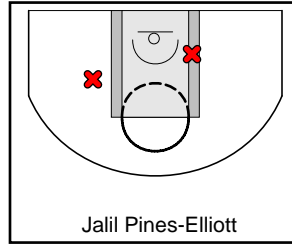
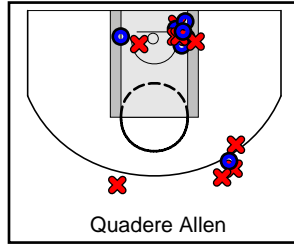
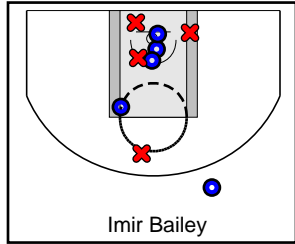
Grey A

6/7/18 Grey A at Orange

	1	2	T
Grey A	25	27	52
Orange	29	31	60



#	Name	G	MIN	FGM	FGA	FG%	2PM	2PA	2P%	3PM	3PA	3P%	FTM	FTA	FT%	OREB	DREB	REB	AST	STL	BLK	DEF	TO	PF	CHG	PM	PTS
4	Imir Bailey	1	0	5	9	.556	4	8	.500	1	1	1.000	0	0	.000	1	5	6	0	0	0	0	1	2	0	-12	11
5	Quadere Allen	1	0	7	16	.438	6	11	.545	1	5	.200	0	0	.000	1	2	3	0	1	0	1	1	2	0	-7	15
10	Jalil Pines-Elliott	1	0	0	2	.000	0	2	.000	0	0	.000	0	0	.000	1	2	3	2	0	0	0	1	1	0	-7	0
11	Kyle Lafferty	0	0	0	0	.000	0	0	.000	0	0	.000	0	0	.000	0	0	0	0	0	0	0	0	0	0	0	0
12	Khadim Diaw	1	0	1	5	.200	1	5	.200	0	0	.000	0	0	.000	1	1	2	0	0	0	0	0	2	0	-13	2
14	Jamil Pines-Elliott	1	0	4	5	.800	3	4	.750	1	1	1.000	1	1	1.000	0	5	5	2	1	0	4	0	2	0	5	10
15	Tahir Wharton	1	0	4	9	.444	2	5	.400	2	4	.500	0	0	.000	0	4	4	0	1	0	0	1	3	0	-3	10
20	Andrew Aldridge	1	0	1	4	.250	0	1	.000	1	3	.333	1	2	.500	0	1	1	0	0	0	0	0	2	0	-3	4
	TEAM	1	0	0	0	.000	0	0	.000	0	0	.000	0	0	.000	1	1	2	0	0	0	0	0	0	0	0	0
	TOTALS	1	0	22	50	.440	16	36	.444	6	14	.429	2	3	.667	5	21	26	4	3	0	5	4	14	0	-8	52



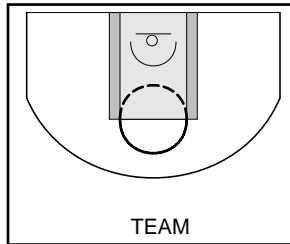
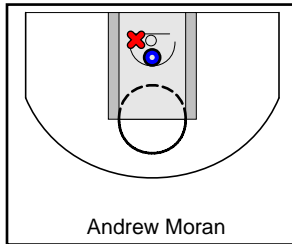
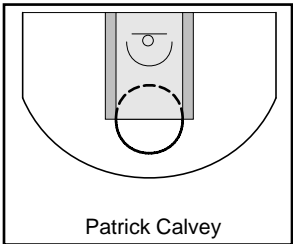
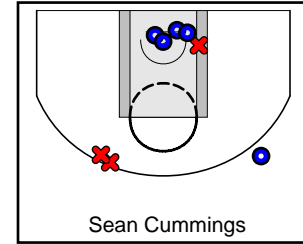
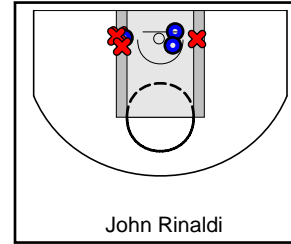
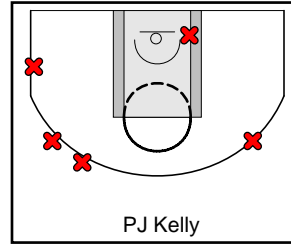
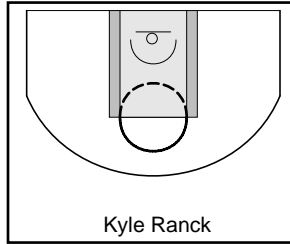
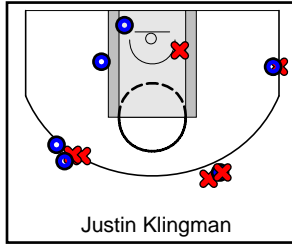
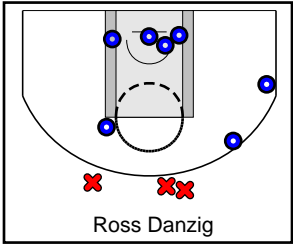
Orange

6/7/18 Grey A at Orange

	1	2	T
Grey A	25	27	52
Orange	29	31	60



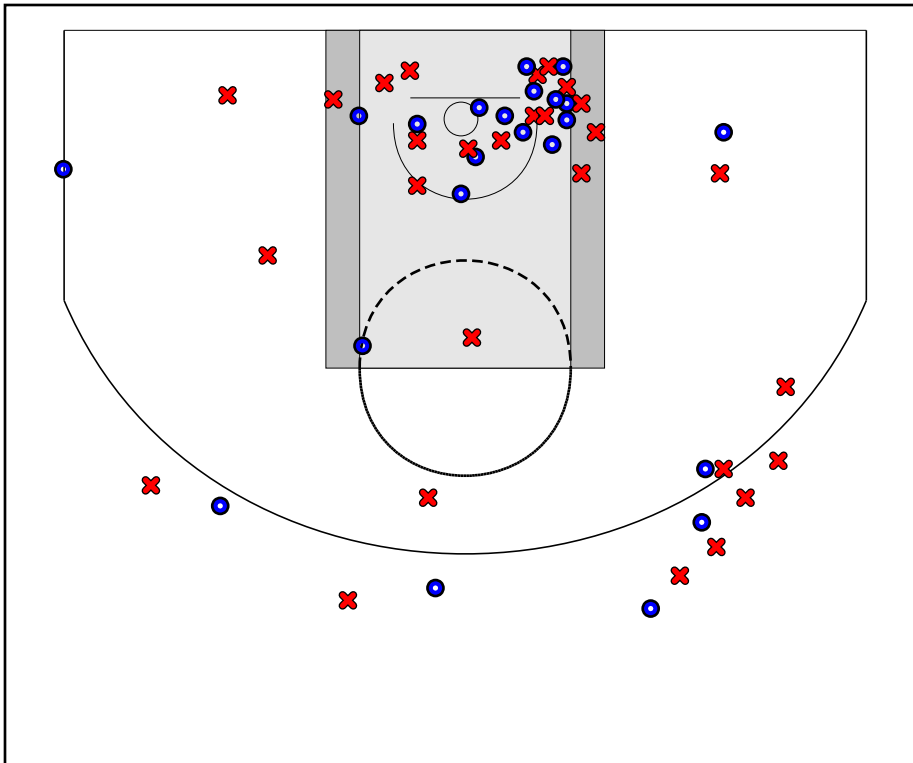
#	Name	G	MIN	FGM	FGA	FG%	2PM	2PA	2P%	3PM	3PA	3P%	FTM	FTA	FT%	OREB	DREB	REB	AST	STL	BLK	DEF	TO	PF	CHG	PM	PTS
3	Ross Danzig	1	0	7	10	.700	5	5	1.000	2	5	.400	4	4	1.000	1	6	7	3	1	1	0	0	1	0	12	20
4	Justin Klingman	1	0	6	12	.500	2	3	.667	4	9	.444	0	0	.000	1	3	4	0	1	1	0	0	2	0	9	16
10	Kyle Ranck	0	0	0	0	.000	0	0	.000	0	0	.000	0	0	.000	0	0	0	0	0	0	0	0	0	0	0	0
11	PJ Kelly	1	0	0	5	.000	0	1	.000	0	4	.000	0	0	.000	0	2	2	1	0	0	0	0	2	0	5	0
12	John Rinaldi	1	0	3	7	.429	3	7	.429	0	0	.000	0	1	.000	2	2	4	2	2	0	2	1	0	0	10	6
14	Sean Cummings	1	0	5	8	.625	4	5	.800	1	3	.333	5	9	.556	0	6	6	2	0	1	1	1	1	0	3	16
15	Patrick Calvey	0	0	0	0	.000	0	0	.000	0	0	.000	0	0	.000	0	0	0	0	0	0	0	0	0	0	0	0
20	Andrew Moran	1	0	1	2	.500	1	2	.500	0	0	.000	0	0	.000	1	6	7	4	0	1	0	1	3	0	1	2
	TEAM	1	0	0	0	.000	0	0	.000	0	0	.000	0	0	.000	0	1	1	0	0	0	0	0	0	0	0	0
	TOTALS	1	0	22	44	.500	15	23	.652	7	21	.333	9	14	.643	5	26	31	12	4	4	3	3	9	0	8	60



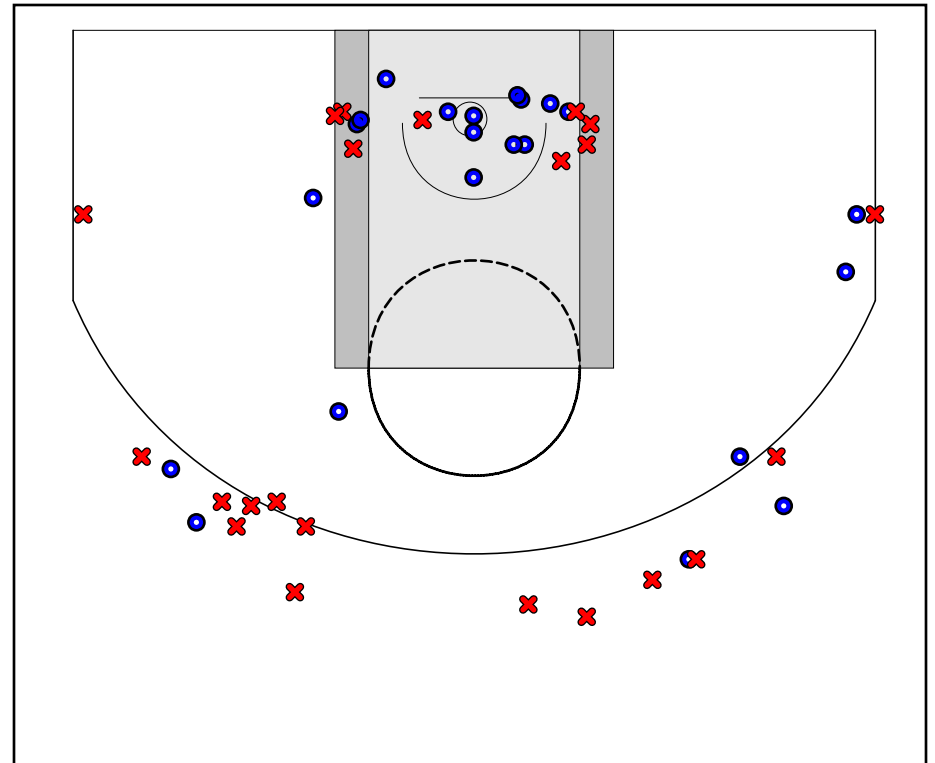
Game Summary Comparison

Statistic	Grey A	Orange
Points	52	60
<i>Field Goals</i>	22 / 50	22 / 44
<i>2 Point</i>	16 / 36	15 / 23
<i>3 Point</i>	6 / 14	7 / 21
<i>Free Throws</i>	2 / 3	9 / 14
Assists	4	12
Rebounds	26	31
<i>Offensive</i>	5	5
<i>Defensive</i>	21	26
Blocks	0	4
Steals	3	4
Deflections	5	3
Turnovers	4	3
Charges Taken	0	0
Personal Fouls	14	9

Grey A



Orange



Grey A Turnovers

Period	Clock	Player	Turnover Type
1st Period	0:00	#5 Quadere Allen	Other
1st Period	0:00	#15 Tahir Wharton	Other
1st Period	0:00	#10 Jalil Pines-Elliott	Other
2nd Period	0:00	#4 Imir Bailey	Other

Grey A Fouls

Period	Clock	Player	Foul
1st Period	0:00	#15 Tahir Wharton	Other (Def)
1st Period	0:00	#4 Imir Bailey	Other (Def)
1st Period	0:00	#5 Quadere Allen	Other (Def)
1st Period	0:00	#10 Jalil Pines-Elliott	Other (Def)
1st Period	0:00	#14 Jamil Pines-Elliott	Other (Def)
1st Period	0:00	#15 Tahir Wharton	Other (Def)
2nd Period	0:00	#12 Khadim Diaw	Other (Def)
2nd Period	0:00	#15 Tahir Wharton	Other (Def)
2nd Period	0:00	#5 Quadere Allen	Other (Def)
2nd Period	0:00	#12 Khadim Diaw	Other (Def)
2nd Period	0:00	#20 Andrew Aldridge	Other (Def)
2nd Period	0:00	#20 Andrew Aldridge	Other (Def)
2nd Period	0:00	#4 Imir Bailey	Other (Def)
2nd Period	0:00	#14 Jamil Pines-Elliott	Other (Def)

Orange Turnovers

Period	Clock	Player	Turnover Type
1st Period	0:00	#12 John Rinaldi	Other
1st Period	0:00	#20 Andrew Moran	Other
1st Period	0:00	#14 Sean Cummings	Other

Orange Fouls

Period	Clock	Player	Foul
1st Period	0:00	#20 Andrew Moran	Other (Def)
1st Period	0:00	#11 PJ Kelly	Other (Def)
1st Period	0:00	#20 Andrew Moran	Other (Def)
1st Period	0:00	#14 Sean Cummings	Other (Def)
2nd Period	0:00	#11 PJ Kelly	Other (Def)
2nd Period	0:00	#4 Justin Klingman	Other (Def)
2nd Period	0:00	#4 Justin Klingman	Other (Def)
2nd Period	0:00	#3 Ross Danzig	Other (Def)
2nd Period	0:00	#20 Andrew Moran	Other (Def)