


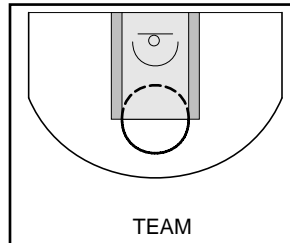
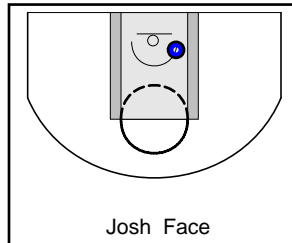
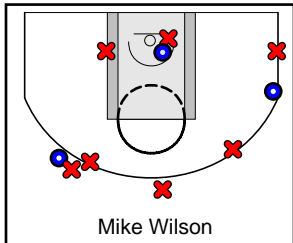
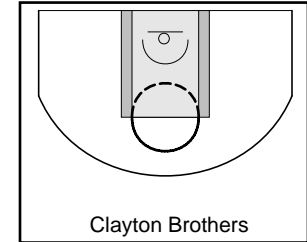
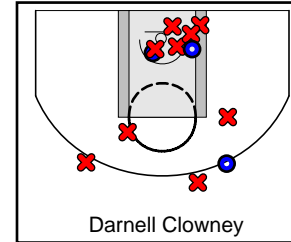
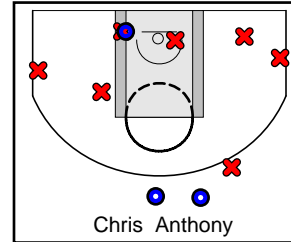
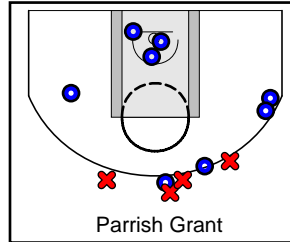
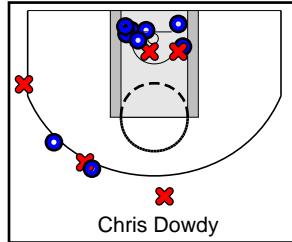
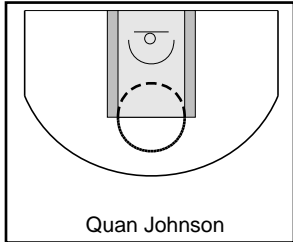
Black

6/7/18 Black at Teal

	1	2	T
Black	30	41	71
Teal	31	30	61




#	Name	G	MIN	FGM	FGA	FG%	2PM	2PA	2P%	3PM	3PA	3P%	FTM	FTA	FT%	OREB	DREB	REB	AST	STL	BLK	DEF	TO	PF	CHG	PM	PTS
0	Quan Johnson	0	0	0	0	.000	0	0	.000	0	0	.000	0	0	.000	0	0	0	0	0	0	0	0	0	0	0	0
3	Chris Dowdy	1	0	9	14	.643	7	9	.778	2	5	.400	4	4	1.000	1	7	8	0	0	0	2	3	1	0	10	24
4	Parrish Grant	1	0	8	12	.667	4	4	1.000	4	8	.500	0	1	.000	1	8	9	4	4	0	1	2	0	0	10	20
5	Chris Anthony	1	0	3	10	.300	1	5	.200	2	5	.400	0	0	.000	1	1	2	1	0	0	1	0	0	0	1	8
10	Darnell Clowney	1	0	3	12	.250	2	9	.222	1	3	.333	0	0	.000	0	4	4	2	3	1	0	0	1	0	10	7
13	Clayton Brothers	0	0	0	0	.000	0	0	.000	0	0	.000	0	0	.000	0	0	0	0	0	0	0	0	0	0	0	0
14	Mike Wilson	1	0	3	10	.300	1	3	.333	2	7	.286	2	2	1.000	0	5	5	2	0	1	0	1	3	0	17	10
15	Josh Face	1	0	1	1	1.000	1	1	1.000	0	0	.000	0	0	.000	0	4	4	0	1	0	1	1	5	0	4	2
	TEAM	1	0	0	0	.000	0	0	.000	0	0	.000	0	0	.000	1	4	5	0	0	0	0	0	0	0	0	0
	TOTALS	1	0	27	59	.458	16	31	.516	11	28	.393	6	7	.857	4	33	37	9	8	2	5	7	10	0	10	71



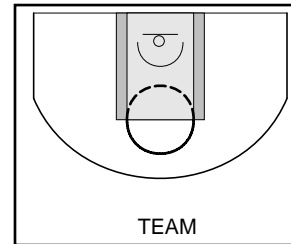
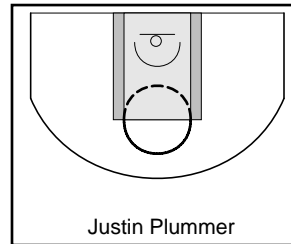
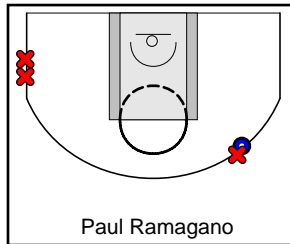
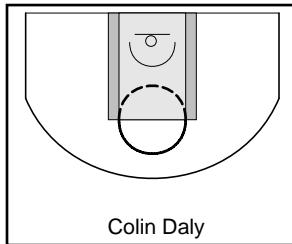
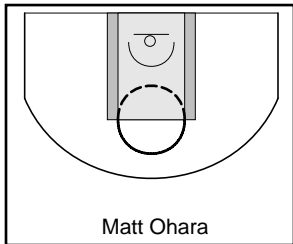
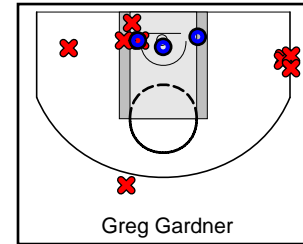
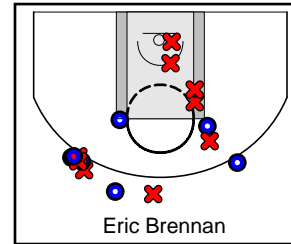
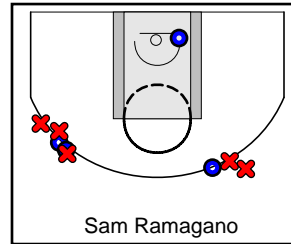
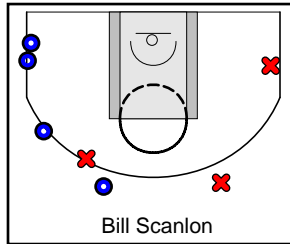
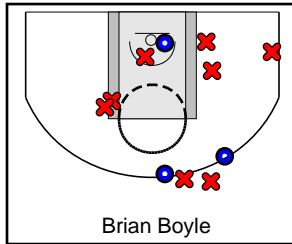
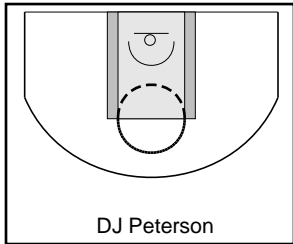
Teal

6/7/18 Black at Teal

	1	2	T
Black	30	41	71
Teal	31	30	61



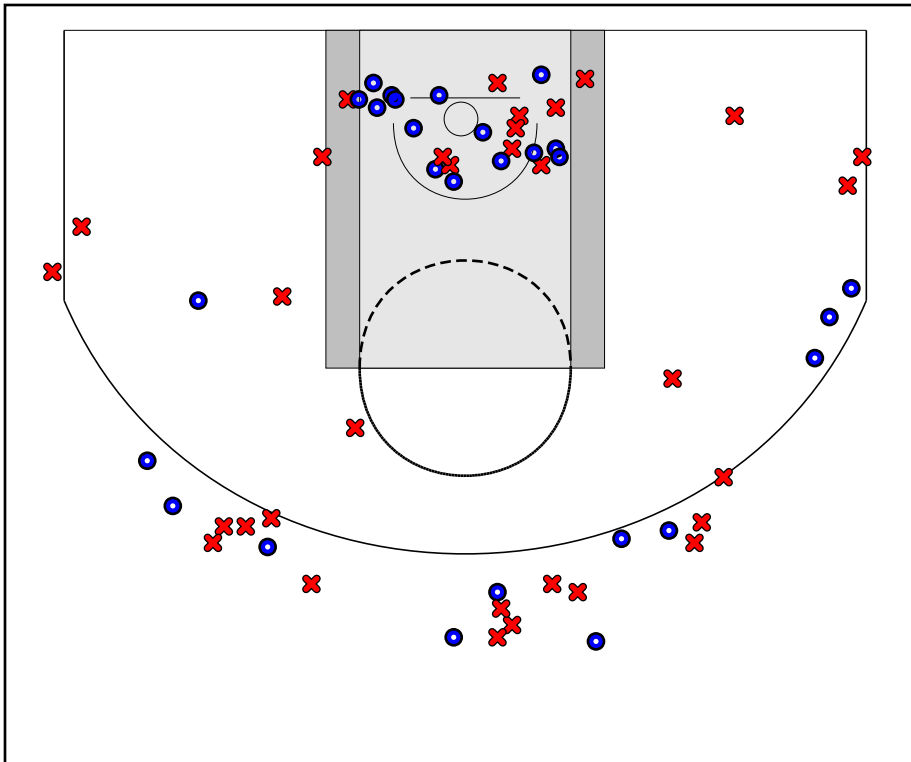
#	Name	G	MIN	FGM	FGA	FG%	2PM	2PA	2P%	3PM	3PA	3P%	FTM	FTA	FT%	OREB	DREB	REB	AST	STL	BLK	DEF	TO	PF	CHG	PM	PTS
3	DJ Peterson	0	0	0	0	.000	0	0	.000	0	0	.000	0	0	.000	0	0	0	0	0	0	0	0	0	0	0	0
4	Brian Boyle	1	0	3	11	.273	1	6	.167	2	5	.400	2	2	1.000	0	7	7	6	1	0	2	2	3	0	-10	10
5	Bill Scanlon	1	0	4	7	.571	0	0	.000	4	7	.571	0	0	.000	2	1	3	1	1	0	0	0	1	0	-10	12
10	Sam Ramagano	1	0	4	9	.444	1	1	1.000	3	8	.375	0	0	.000	0	1	1	3	0	0	0	4	2	0	-6	11
11	Eric Brennan	1	0	7	16	.438	2	7	.286	5	9	.556	0	0	.000	0	8	8	3	1	1	0	1	3	0	-10	19
12	Greg Gardner	1	0	3	12	.250	3	7	.429	0	5	.000	0	2	.000	4	7	11	1	1	0	0	0	2	0	6	6
12	Matt O'hara	0	0	0	0	.000	0	0	.000	0	0	.000	0	0	.000	0	0	0	0	0	0	0	0	0	0	0	0
13	Colin Daly	1	0	0	0	.000	0	0	.000	0	0	.000	0	0	.000	0	0	0	0	0	0	0	0	0	0	0	0
14	Paul Ramagano	1	0	1	4	.250	0	0	.000	1	4	.250	0	0	.000	0	3	3	2	0	0	0	1	0	0	-5	3
20	Justin Plummer	1	0	0	0	.000	0	0	.000	0	0	.000	0	0	.000	0	1	1	0	0	0	0	2	1	0	-15	0
	TEAM	0	0	0	0	.000	0	0	.000	0	0	.000	0	0	.000	0	0	0	0	0	0	0	0	0	0	0	0
	TOTALS	1	0	22	59	.373	7	21	.333	15	38	.395	2	4	.500	6	28	34	16	4	1	2	10	12	0	-10	61



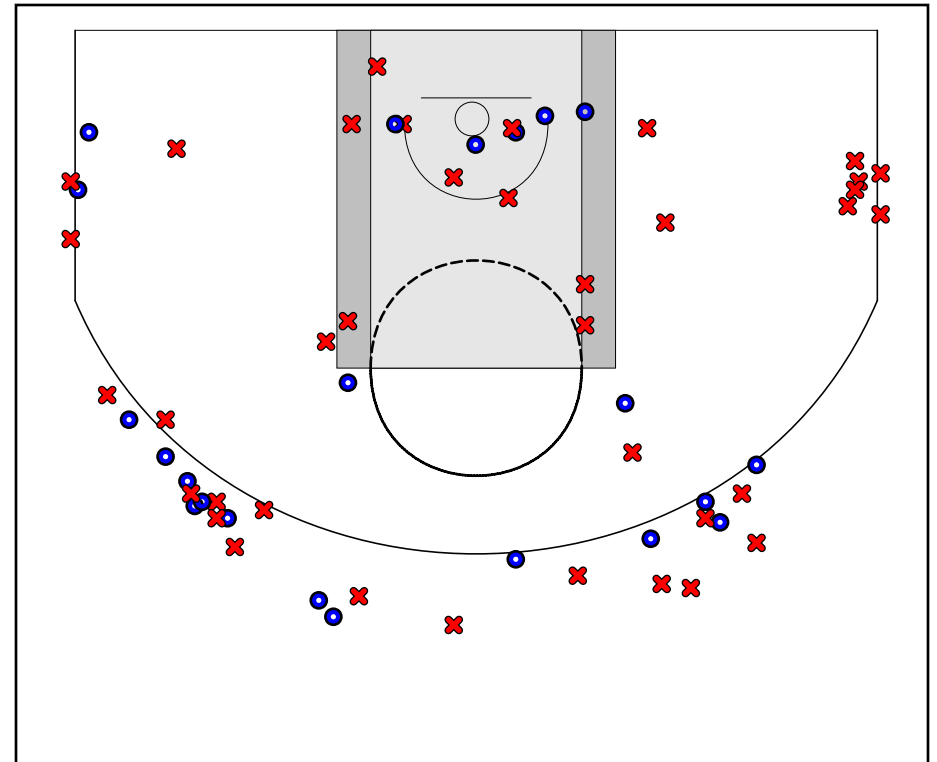
Game Summary Comparison

Statistic	Black	Teal
Points	71	61
<i>Field Goals</i>	27 / 59	22 / 59
<i>2 Point</i>	16 / 31	7 / 21
<i>3 Point</i>	11 / 28	15 / 38
<i>Free Throws</i>	6 / 7	2 / 4
Assists	9	16
Rebounds	37	34
<i>Offensive</i>	4	6
<i>Defensive</i>	33	28
Blocks	2	1
Steals	8	4
Deflections	5	2
Turnovers	7	10
Charges Taken	0	0
Personal Fouls	10	12

Black



Teal



Black Turnovers

Period	Clock	Player	Turnover Type
1st Period	0:00	#15 Josh Face	Other
1st Period	0:00	#3 Chris Dowdy	Other
1st Period	0:00	#4 Parrish Grant	Other
2nd Period	0:00	#3 Chris Dowdy	Other
2nd Period	0:00	#4 Parrish Grant	Other
2nd Period	0:00	#3 Chris Dowdy	Other

Black Fouls

Period	Clock	Player	Foul
1st Period	0:00	#15 Josh Face	Other (Def)
1st Period	0:00	#10 Darnell Clowney	Other (Def)
1st Period	0:00	#15 Josh Face	Other (Def)
1st Period	0:00	#14 Mike Wilson	Other (Def)
2nd Period	0:00	#15 Josh Face	Other (Def)
2nd Period	0:00	#15 Josh Face	Other (Def)
2nd Period	0:00	#3 Chris Dowdy	Other (Def)
2nd Period	0:00	#15 Josh Face	Other (Def)
2nd Period	0:00	#14 Mike Wilson	Other (Def)
2nd Period	0:00	#14 Mike Wilson	Other (Off)

Teal Turnovers

Period	Clock	Player	Turnover Type
1st Period	0:00	#10 Sam Ramagano	Other
1st Period	0:00	#20 Justin Plummer	Other
1st Period	0:00	#10 Sam Ramagano	Other
1st Period	0:00	#4 Brian Boyle	Other
1st Period	0:00	#20 Justin Plummer	Other
2nd Period	0:00	#14 Paul Ramagano	Other
2nd Period	0:00	#11 Eric Brennan	Other
2nd Period	0:00	#10 Sam Ramagano	Other
2nd Period	0:00	#10 Sam Ramagano	Other
2nd Period	0:00	#4 Brian Boyle	Other

Teal Fouls

Period	Clock	Player	Foul
1st Period	0:00	#12 Greg Gardner	Other (Def)
1st Period	0:00	#11 Eric Brennan	Other (Def)
1st Period	0:00	#4 Brian Boyle	Other (Def)
1st Period	0:00	#5 Bill Scanlon	Other (Def)
1st Period	0:00	#10 Sam Ramagano	Other (Def)
1st Period	0:00	#11 Eric Brennan	Other (Def)
1st Period	0:00	#20 Justin Plummer	Other (Def)
2nd Period	0:00	#12 Greg Gardner	Other (Def)
2nd Period	0:00	#11 Eric Brennan	Other (Def)
2nd Period	0:00	#4 Brian Boyle	Other (Def)
2nd Period	0:00	#10 Sam Ramagano	Other (Def)
2nd Period	0:00	#4 Brian Boyle	Other (Def)