


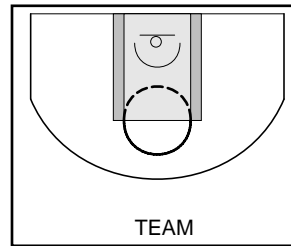
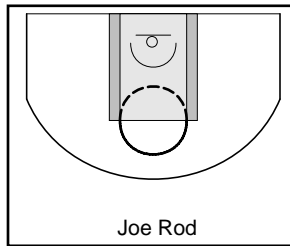
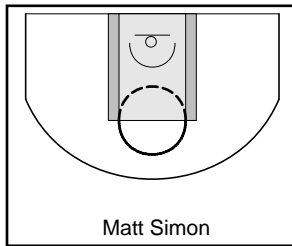
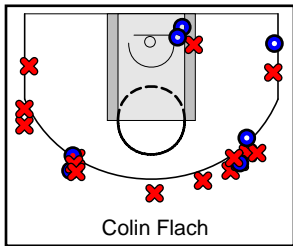
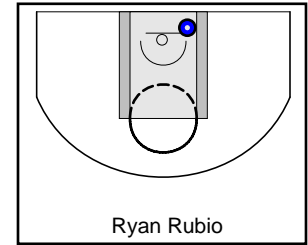
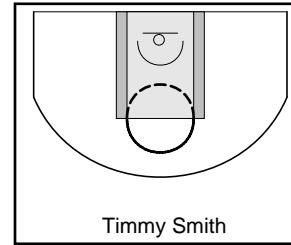
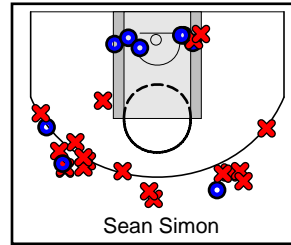
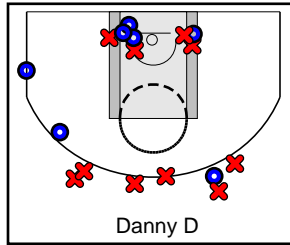
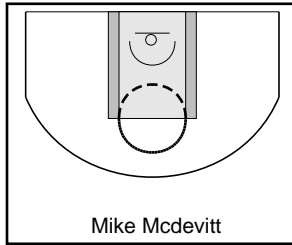
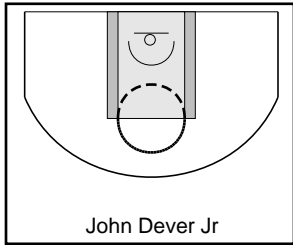
Baby Blue

6/7/18 Baby Blue at Purple

	1	2	T
Baby Blue	30	43	73
Purple	40	39	79



#	Name	G	MIN	FGM	FGA	FG%	2PM	2PA	2P%	3PM	3PA	3P%	FTM	FTA	FT%	OREB	DREB	REB	AST	STL	BLK	DEF	TO	PF	CHG	PM	PTS
0	John Dever Jr	0	0	0	0	.000	0	0	.000	0	0	.000	0	0	.000	0	0	0	0	0	0	0	0	0	0	0	0
0	Mike Mcdevitt	0	0	0	0	.000	0	0	.000	0	0	.000	0	0	.000	0	0	0	0	0	0	0	0	0	0	0	0
1	Danny D	1	0	7	17	.412	4	8	.500	3	9	.333	2	2	1.000	1	10	11	7	2	0	1	4	3	0	-4	19
3	Sean Simon	1	0	9	28	.321	6	9	.667	3	19	.158	4	4	1.000	1	5	6	2	3	0	1	1	4	0	-4	25
4	Timmy Smith	0	0	0	0	.000	0	0	.000	0	0	.000	0	0	.000	0	0	0	0	0	0	0	0	0	0	0	0
5	Ryan Rubio	1	0	1	1	1.000	1	1	1.000	0	0	.000	0	0	.000	4	7	11	2	0	0	0	1	2	0	-4	2
11	Colin Flach	1	0	7	22	.318	2	3	.667	5	19	.263	0	0	.000	2	1	3	1	2	0	1	0	1	0	-4	19
15	Matt Simon	0	0	0	0	.000	0	0	.000	0	0	.000	0	0	.000	0	0	0	0	0	0	0	0	0	0	0	0
22	Joe Rod	0	0	0	0	.000	0	0	.000	0	0	.000	0	0	.000	0	0	0	0	0	0	0	0	0	0	0	0
	TEAM	1	0	3	5	.600	1	2	.500	2	3	.667	0	0	.000	4	5	9	1	2	0	0	3	0	0	8	
	TOTALS	1	0	27	73	.370	14	23	.609	13	50	.260	6	6	1.000	12	28	40	13	9	0	3	6	13	0	-6	73



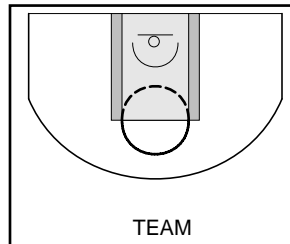

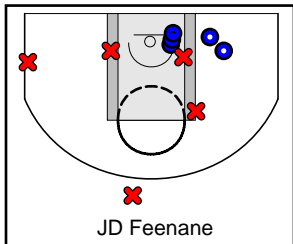
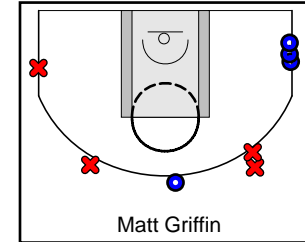
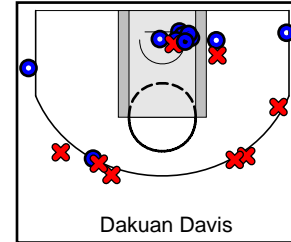
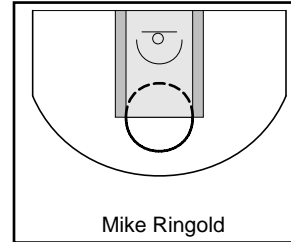
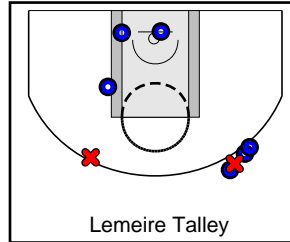
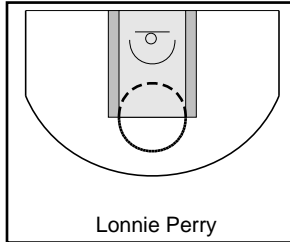
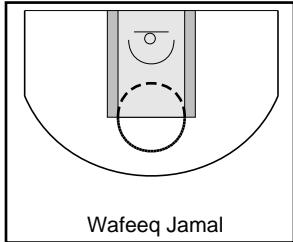
Purple

6/7/18 Baby Blue at Purple

	1	2	T
Baby Blue	30	43	73
Purple	40	39	79



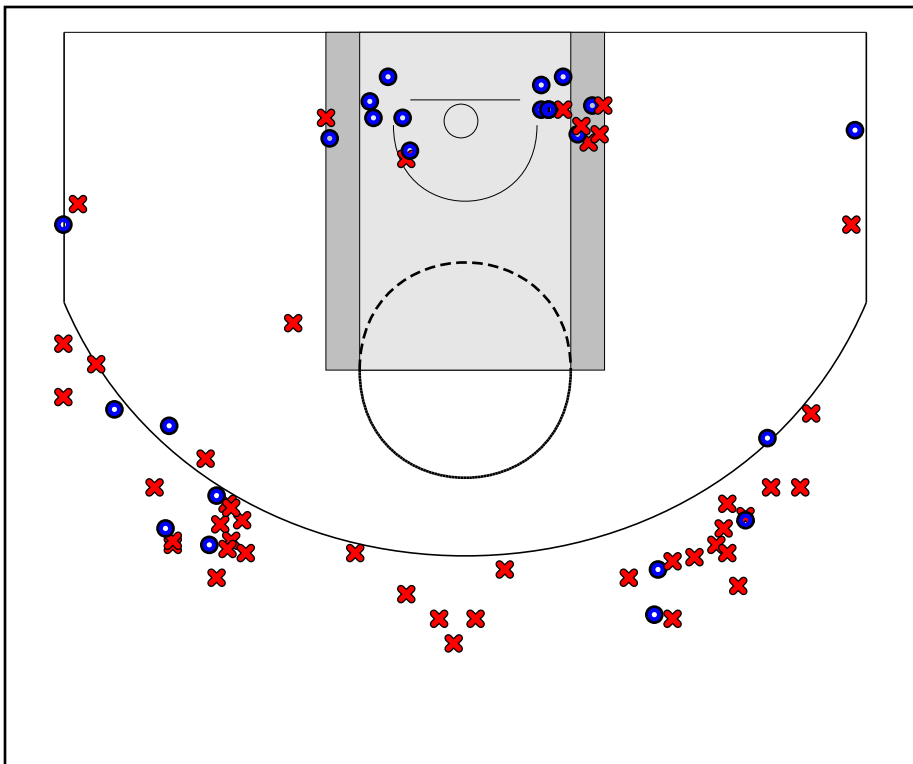
#	Name	G	MIN	FGM	FGA	FG%	2PM	2PA	2P%	3PM	3PA	3P%	FTM	FTA	FT%	OREB	DREB	REB	AST	STL	BLK	DEF	TO	PF	CHG	PM	PTS
0	Wafeeq Jamal	0	0	0	0	.000	0	0	.000	0	0	.000	0	0	.000	0	0	0	0	0	0	0	0	0	0	0	0
0	Lonnie Perry	0	0	0	0	.000	0	0	.000	0	0	.000	0	0	.000	0	0	0	0	0	0	0	0	0	0	0	0
1	Lemeire Talley	1	0	6	8	.750	3	3	1.000	3	5	.600	3	5	.600	1	5	6	6	3	1	0	3	1	0	4	18
4	Mike Ringold	0	0	0	0	.000	0	0	.000	0	0	.000	0	0	.000	0	0	0	0	0	0	0	0	0	0	0	0
10	Dakuan Davis	1	0	11	19	.579	8	10	.800	3	9	.333	2	3	.667	0	3	3	3	2	0	0	4	0	0	4	27
11	Matt Griffin	1	0	4	8	.500	0	0	.000	4	8	.500	2	2	1.000	0	3	3	8	0	0	3	0	1	0	4	14
12	JD Feenane	1	0	5	10	.500	5	8	.625	0	2	.000	2	2	1.000	0	6	6	0	0	0	0	2	0	0	4	12
15	James Morene	1	0	4	9	.444	4	7	.571	0	2	.000	0	0	.000	1	8	9	3	1	0	0	2	3	0	4	8
	TEAM	1	0	0	0	.000	0	0	.000	0	0	.000	0	0	.000	0	5	5	0	0	0	0	0	0	0	0	0
	TOTALS	1	0	30	54	.556	20	28	.714	10	26	.385	9	12	.750	2	30	32	20	6	1	3	11	5	0	6	79



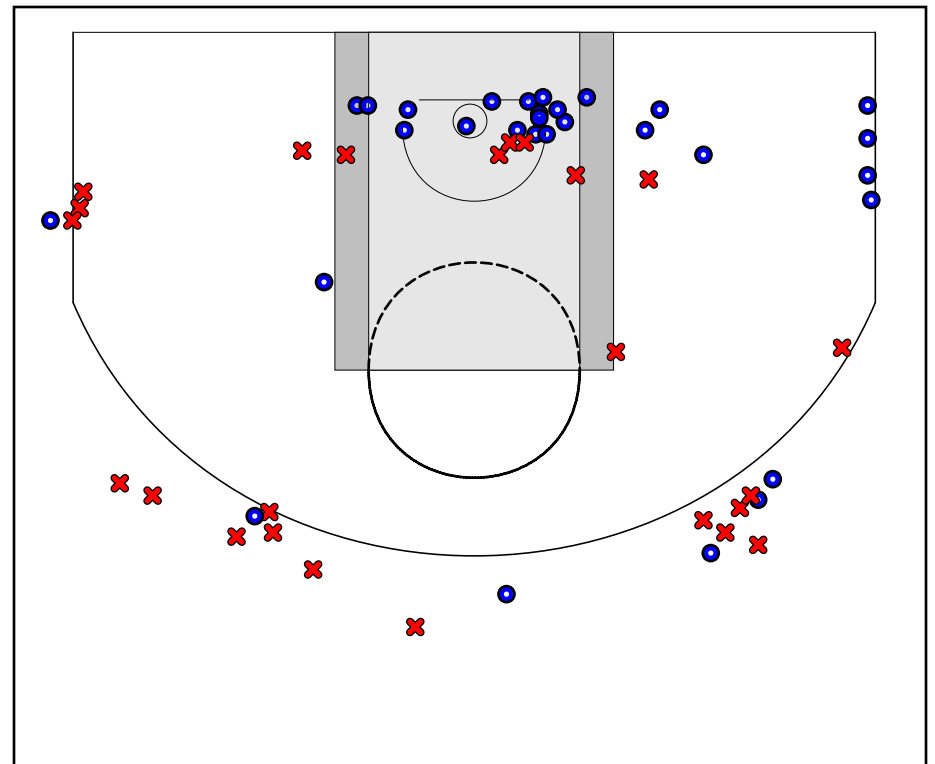
Game Summary Comparison

Statistic	Baby Blue	Purple
Points	73	79
<i>Field Goals</i>	27 / 73	30 / 54
<i>2 Point</i>	14 / 23	20 / 28
<i>3 Point</i>	13 / 50	10 / 26
<i>Free Throws</i>	6 / 6	9 / 12
Assists	13	20
Rebounds	40	32
<i>Offensive</i>	12	2
<i>Defensive</i>	28	30
Blocks	0	1
Steals	9	6
Deflections	3	3
Turnovers	6	11
Charges Taken	0	0
Personal Fouls	13	5

Baby Blue



Purple



Baby Blue Turnovers

Period	Clock	Player	Turnover Type
1st Period	0:00	#1 Danny D	Other
1st Period	0:00	#1 Danny D	Other
2nd Period	0:00	#5 Ryan Rubio	Other
2nd Period	0:00	#1 Danny D	Other
2nd Period	0:00	#1 Danny D	Other
2nd Period	0:00	#3 Sean Simon	Other

Baby Blue Fouls

Period	Clock	Player	Foul
1st Period	0:00	#5 Ryan Rubio	Other (Def)
1st Period	0:00	The team	Other (Def)
1st Period	0:00	#1 Danny D	Other (Def)
2nd Period	0:00	#1 Danny D	Other (Def)
2nd Period	0:00	#3 Sean Simon	Other (Def)
2nd Period	0:00	#3 Sean Simon	Other (Def)
2nd Period	0:00	#5 Ryan Rubio	Other (Def)
2nd Period	0:00	#3 Sean Simon	Other (Def)
2nd Period	0:00	#1 Danny D	Other (Def)
2nd Period	0:00	#3 Sean Simon	Other (Def)
2nd Period	0:00	The team	Other (Def)
2nd Period	0:00	#11 Colin Flach	Other (Def)
2nd Period	0:00	The team	Other (Def)

Purple Turnovers

Period	Clock	Player	Turnover Type
1st Period	0:00	#12 JD Feenane	Other
1st Period	0:00	#1 Lemeire Talley	Other
1st Period	0:00	#12 JD Feenane	Other
2nd Period	0:00	#15 James Morene	Other
2nd Period	0:00	#10 Dakuan Davis	Other
2nd Period	0:00	#10 Dakuan Davis	Other
2nd Period	0:00	#15 James Morene	Other
2nd Period	0:00	#10 Dakuan Davis	Other
2nd Period	0:00	#1 Lemeire Talley	Other
2nd Period	0:00	#10 Dakuan Davis	Other
2nd Period	0:00	#1 Lemeire Talley	Other

Purple Fouls

Period	Clock	Player	Foul
1st Period	0:00	#15 James Morene	Other (Def)
1st Period	0:00	#1 Lemeire Talley	Other (Def)
1st Period	0:00	#15 James Morene	Other (Def)
2nd Period	0:00	#11 Matt Griffin	Other (Def)
2nd Period	0:00	#15 James Morene	Other (Def)