

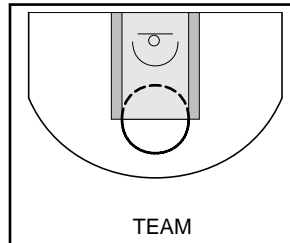
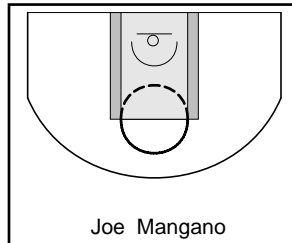
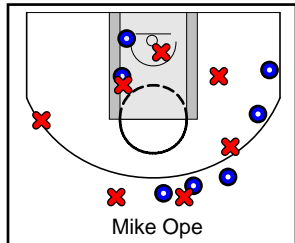
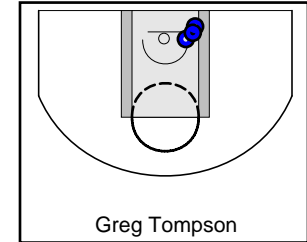
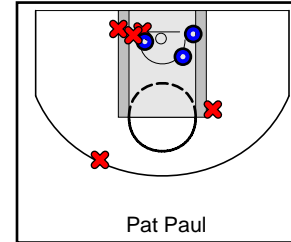
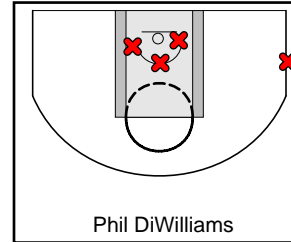
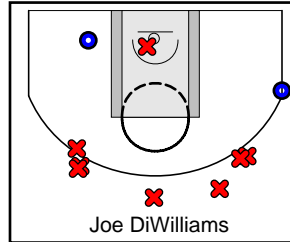
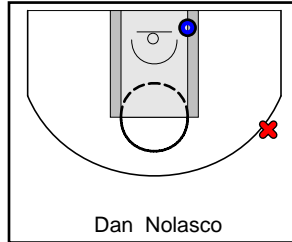
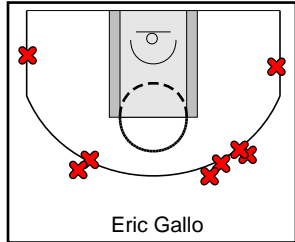
# Maroon (B)

6/6/18 Maroon (B) at White (B-League)

|                  | 1  | OT1 | T  |
|------------------|----|-----|----|
| Maroon (B)       | 29 | 15  | 44 |
| White (B-League) | 29 | 30  | 59 |



| #  | Name            | G        | MIN      | FGM       | FGA       | FG%         | 2PM       | 2PA       | 2P%         | 3PM      | 3PA       | 3P%         | FTM      | FTA      | FT%         | OREB     | DREB      | REB       | AST       | STL      | BLK      | DEF      | TO       | PF       | CHG      | PM         | PTS       |
|----|-----------------|----------|----------|-----------|-----------|-------------|-----------|-----------|-------------|----------|-----------|-------------|----------|----------|-------------|----------|-----------|-----------|-----------|----------|----------|----------|----------|----------|----------|------------|-----------|
| 3  | Eric Gallo      | 1        | 0        | 0         | 8         | .000        | 0         | 0         | .000        | 0        | 8         | .000        | 0        | 0        | .000        | 1        | 2         | 3         | 8         | 0        | 0        | 0        | 3        | 3        | 0        | -16        | 0         |
| 4  | Dan Nolasco     | 1        | 0        | 1         | 2         | .500        | 1         | 1         | 1.000       | 0        | 1         | .000        | 0        | 0        | .000        | 0        | 2         | 2         | 1         | 0        | 0        | 1        | 1        | 0        | 0        | -9         | 2         |
| 5  | Joe DiWilliams  | 1        | 0        | 2         | 10        | .200        | 1         | 2         | .500        | 1        | 8         | .125        | 4        | 4        | 1.000       | 0        | 1         | 1         | 1         | 2        | 1        | 1        | 3        | 1        | 0        | -10        | 9         |
| 10 | Phil DiWilliams | 1        | 0        | 0         | 4         | .000        | 0         | 3         | .000        | 0        | 1         | .000        | 0        | 0        | .000        | 0        | 4         | 4         | 0         | 2        | 0        | 0        | 0        | 0        | 0        | -6         | 0         |
| 11 | Pat Paul        | 1        | 0        | 3         | 8         | .375        | 3         | 7         | .429        | 0        | 1         | .000        | 0        | 0        | .000        | 2        | 4         | 6         | 0         | 0        | 0        | 1        | 1        | 0        | 0        | -10        | 6         |
| 12 | Greg Tompson    | 1        | 0        | 3         | 3         | 1.000       | 3         | 3         | 1.000       | 0        | 0         | .000        | 2        | 5        | .400        | 0        | 2         | 2         | 1         | 0        | 0        | 0        | 0        | 1        | 0        | -9         | 8         |
| 13 | Mike Ope        | 1        | 0        | 7         | 14        | .500        | 2         | 5         | .400        | 5        | 9         | .556        | 0        | 0        | .000        | 2        | 7         | 9         | 2         | 5        | 2        | 0        | 1        | 3        | 0        | -15        | 19        |
| 14 | Joe Mangano     | 0        | 0        | 0         | 0         | .000        | 0         | 0         | .000        | 0        | 0         | .000        | 0        | 0        | .000        | 0        | 0         | 0         | 0         | 0        | 0        | 0        | 0        | 0        | 0        | 0          | 0         |
|    | TEAM            | 1        | 0        | 0         | 0         | .000        | 0         | 0         | .000        | 0        | 0         | .000        | 0        | 0        | .000        | 1        | 0         | 1         | 0         | 0        | 0        | 0        | 0        | 0        | 0        | 0          | 0         |
|    | <b>TOTALS</b>   | <b>1</b> | <b>0</b> | <b>16</b> | <b>49</b> | <b>.327</b> | <b>10</b> | <b>21</b> | <b>.476</b> | <b>6</b> | <b>28</b> | <b>.214</b> | <b>6</b> | <b>9</b> | <b>.667</b> | <b>6</b> | <b>22</b> | <b>28</b> | <b>13</b> | <b>9</b> | <b>3</b> | <b>3</b> | <b>9</b> | <b>8</b> | <b>0</b> | <b>-15</b> | <b>44</b> |



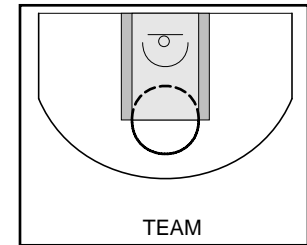
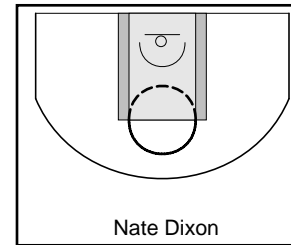
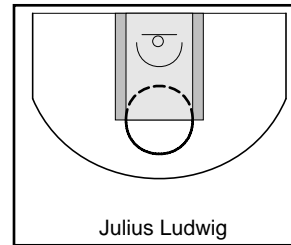
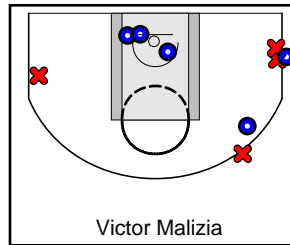
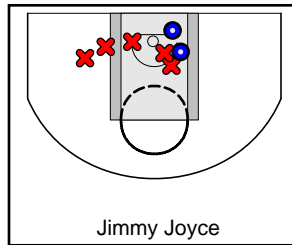
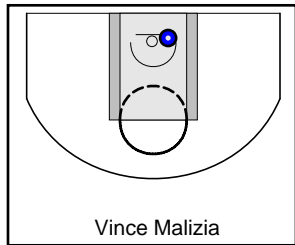
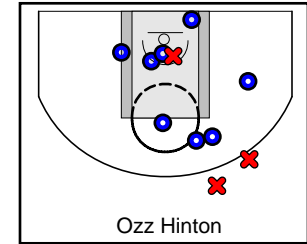
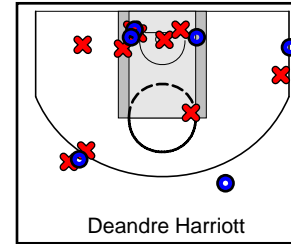
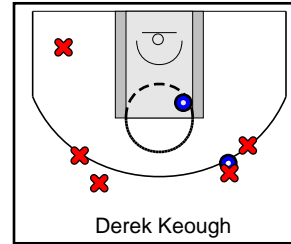
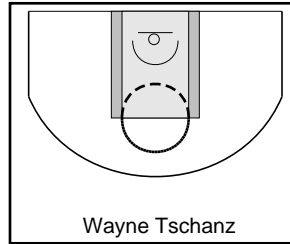
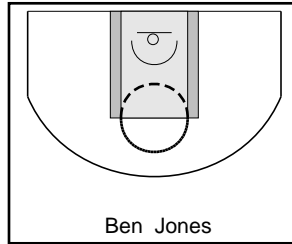
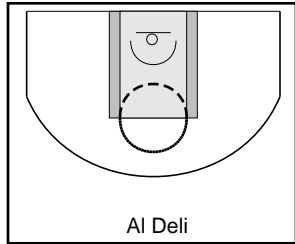
# White (B-League)

6/6/18 Maroon (B) at White (B-League)

|                  | 1  | OT1 | T  |
|------------------|----|-----|----|
| Maroon (B)       | 29 | 15  | 44 |
| White (B-League) | 29 | 30  | 59 |



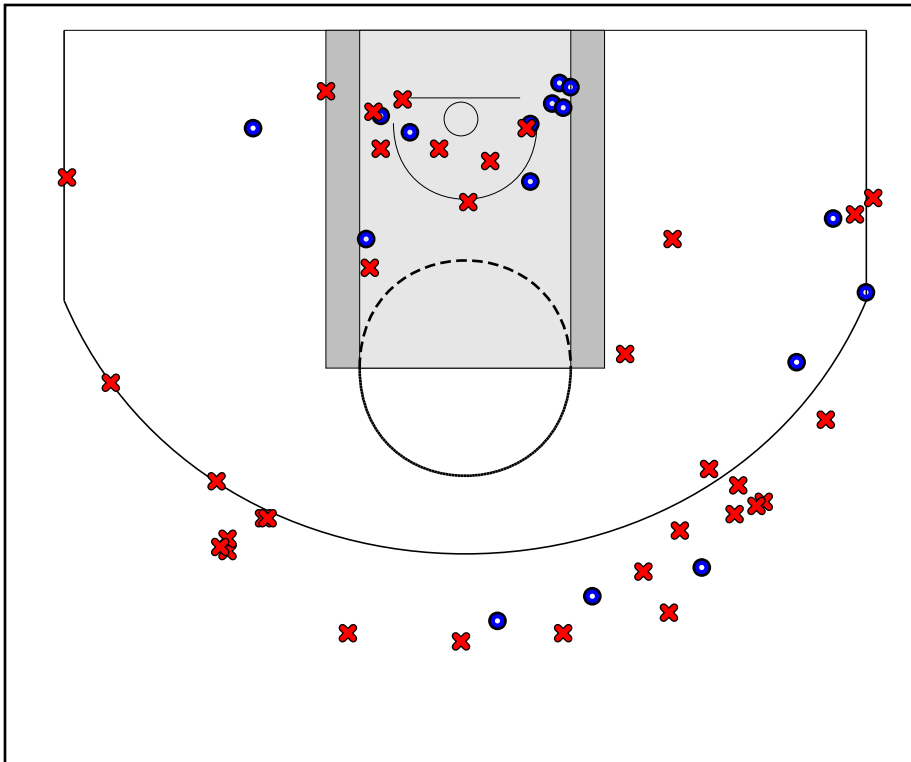
| #  | Name             | G        | MIN      | FGM       | FGA       | FG%         | 2PM       | 2PA       | 2P%         | 3PM      | 3PA       | 3P%         | FTM      | FTA      | FT%         | OREB      | DREB      | REB       | AST       | STL      | BLK      | DEF      | TO        | PF       | CHG      | PM        | PTS       |
|----|------------------|----------|----------|-----------|-----------|-------------|-----------|-----------|-------------|----------|-----------|-------------|----------|----------|-------------|-----------|-----------|-----------|-----------|----------|----------|----------|-----------|----------|----------|-----------|-----------|
| 0  | Al Deli          | 0        | 0        | 0         | 0         | .000        | 0         | 0         | .000        | 0        | 0         | .000        | 0        | 0        | .000        | 0         | 0         | 0         | 0         | 0        | 0        | 0        | 0         | 0        | 0        | 0         | 0         |
| 3  | Ben Jones        | 0        | 0        | 0         | 0         | .000        | 0         | 0         | .000        | 0        | 0         | .000        | 0        | 0        | .000        | 0         | 0         | 0         | 0         | 0        | 0        | 0        | 0         | 0        | 0        | 0         | 0         |
| 4  | Wayne Tszanz     | 1        | 0        | 0         | 0         | .000        | 0         | 0         | .000        | 0        | 0         | .000        | 0        | 0        | .000        | 0         | 0         | 0         | 0         | 0        | 0        | 0        | 0         | 0        | 0        | 0         | 0         |
| 5  | Derek Keough     | 1        | 0        | 2         | 7         | .286        | 1         | 2         | .500        | 1        | 5         | .200        | 0        | 0        | .000        | 0         | 3         | 3         | 4         | 0        | 0        | 0        | 2         | 0        | 0        | 15        | 5         |
| 11 | Deandre Harriott | 1        | 0        | 6         | 16        | .375        | 3         | 10        | .300        | 3        | 6         | .500        | 3        | 4        | .750        | 5         | 6         | 11        | 1         | 4        | 0        | 1        | 0         | 0        | 0        | 14        | 18        |
| 12 | Ozz Hinton       | 1        | 0        | 8         | 11        | .727        | 8         | 9         | .889        | 0        | 2         | .000        | 0        | 0        | .000        | 0         | 5         | 5         | 3         | 0        | 0        | 0        | 5         | 1        | 0        | 15        | 16        |
| 13 | Vince Malizia    | 1        | 0        | 1         | 1         | 1.000       | 1         | 1         | 1.000       | 0        | 0         | .000        | 0        | 0        | .000        | 0         | 5         | 5         | 0         | 0        | 0        | 0        | 2         | 0        | 0        | 9         | 2         |
| 14 | Jimmy Joyce      | 1        | 0        | 2         | 7         | .286        | 2         | 7         | .286        | 0        | 0         | .000        | 0        | 0        | .000        | 3         | 4         | 7         | 1         | 0        | 0        | 1        | 1         | 3        | 0        | 6         | 4         |
| 29 | Victor Malizia   | 1        | 0        | 5         | 9         | .556        | 3         | 3         | 1.000       | 2        | 6         | .333        | 2        | 4        | .500        | 2         | 2         | 4         | 3         | 0        | 0        | 0        | 1         | 2        | 0        | 16        | 14        |
| 29 | Julius Ludwig    | 0        | 0        | 0         | 0         | .000        | 0         | 0         | .000        | 0        | 0         | .000        | 0        | 0        | .000        | 0         | 0         | 0         | 0         | 0        | 0        | 0        | 0         | 0        | 0        | 0         | 0         |
| 33 | Nate Dixon       | 0        | 0        | 0         | 0         | .000        | 0         | 0         | .000        | 0        | 0         | .000        | 0        | 0        | .000        | 0         | 0         | 0         | 0         | 0        | 0        | 0        | 0         | 0        | 0        | 0         | 0         |
|    | TEAM             | 1        | 0        | 0         | 0         | .000        | 0         | 0         | .000        | 0        | 0         | .000        | 0        | 0        | .000        | 0         | 2         | 2         | 0         | 0        | 0        | 0        | 0         | 0        | 0        | 0         | 0         |
|    | <b>TOTALS</b>    | <b>1</b> | <b>0</b> | <b>24</b> | <b>51</b> | <b>.471</b> | <b>18</b> | <b>32</b> | <b>.562</b> | <b>6</b> | <b>19</b> | <b>.316</b> | <b>5</b> | <b>8</b> | <b>.625</b> | <b>10</b> | <b>27</b> | <b>37</b> | <b>12</b> | <b>4</b> | <b>0</b> | <b>2</b> | <b>11</b> | <b>6</b> | <b>0</b> | <b>15</b> | <b>59</b> |



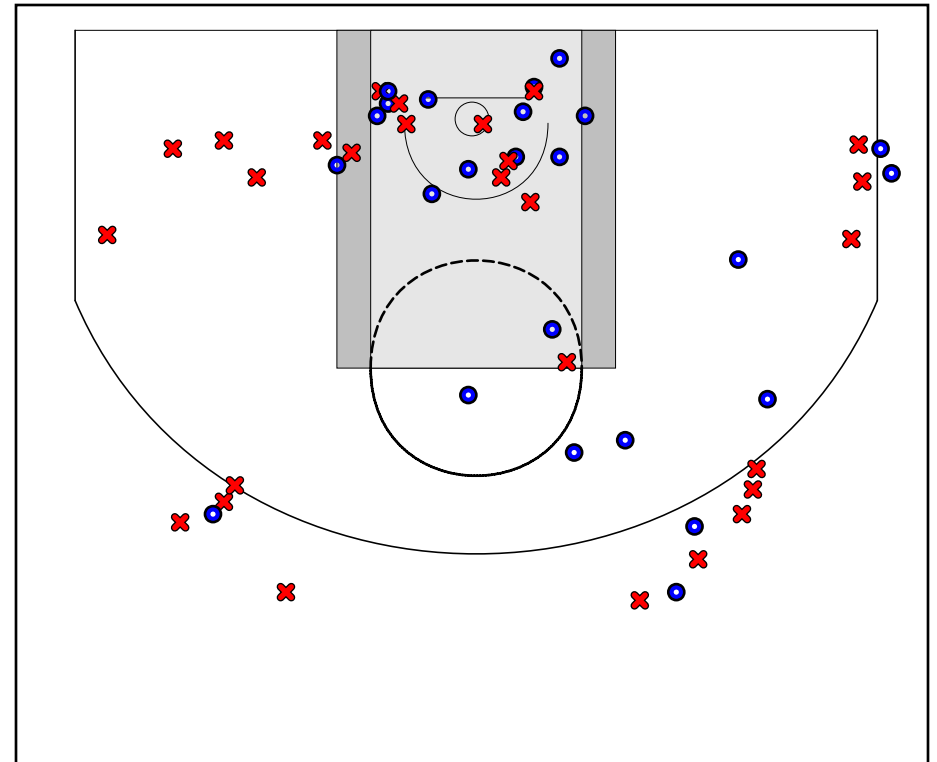
## Game Summary Comparison

| Statistic          | Maroon (B) | White (B-League) |
|--------------------|------------|------------------|
| Points             | 44         | 59               |
| <i>Field Goals</i> | 16 / 49    | 24 / 51          |
| <i>2 Point</i>     | 10 / 21    | 18 / 32          |
| <i>3 Point</i>     | 6 / 28     | 6 / 19           |
| <i>Free Throws</i> | 6 / 9      | 5 / 8            |
| Assists            | 13         | 12               |
| Rebounds           | 28         | 37               |
| <i>Offensive</i>   | 6          | 10               |
| <i>Defensive</i>   | 22         | 27               |
| Blocks             | 3          | 0                |
| Steals             | 9          | 4                |
| Deflections        | 3          | 2                |
| Turnovers          | 9          | 11               |
| Charges Taken      | 0          | 0                |
| Personal Fouls     | 8          | 6                |

Maroon (B)



White (B-League)



### Maroon (B) Turnovers

| Period     | Clock | Player            | Turnover Type |
|------------|-------|-------------------|---------------|
| 1st Period | 0:00  | #5 Joe DiWilliams | Other         |
| 1st Period | 0:00  | #4 Dan Nolasco    | Other         |
| 2nd Period | 0:00  | #5 Joe DiWilliams | Other         |
| 2nd Period | 0:00  | #5 Joe DiWilliams | Other         |
| 2nd Period | 0:00  | #11 Pat Paul      | Other         |
| 2nd Period | 0:00  | #3 Eric Gallo     | Other         |
| 2nd Period | 0:00  | #3 Eric Gallo     | Other         |
| 2nd Period | 0:00  | #3 Eric Gallo     | Other         |
| 2nd Period | 0:00  | #3 Eric Gallo     | Other         |
| 2nd Period | 0:00  | #13 Mike Ope      | Other         |

### Maroon (B) Fouls

| Period     | Clock | Player            | Foul         |
|------------|-------|-------------------|--------------|
| 1st Period | 0:00  | #12 Greg Tompson  | Other (Def)  |
| 2nd Period | 0:00  | #5 Joe DiWilliams | Other (Tech) |
| 2nd Period | 0:00  | #13 Mike Ope      | Other (Def)  |
| 2nd Period | 0:00  | #3 Eric Gallo     | Other (Def)  |
| 2nd Period | 0:00  | #13 Mike Ope      | Other (Def)  |
| 2nd Period | 0:00  | #3 Eric Gallo     | Other (Def)  |
| 2nd Period | 0:00  | #3 Eric Gallo     | Other (Def)  |
| 2nd Period | 0:00  | #13 Mike Ope      | Other (Def)  |

### White (B-League) Turnovers

| Period     | Clock | Player             | Turnover Type |
|------------|-------|--------------------|---------------|
| 1st Period | 0:00  | #12 Ozz Hinton     | Other         |
| 1st Period | 0:00  | #12 Ozz Hinton     | Other         |
| 1st Period | 0:00  | #14 Jimmy Joyce    | Other         |
| 1st Period | 0:00  | #5 Derek Keough    | Other         |
| 1st Period | 0:00  | #12 Ozz Hinton     | Other         |
| 1st Period | 0:00  | #5 Derek Keough    | Other         |
| 1st Period | 0:00  | #13 Vince Malizia  | Other         |
| 1st Period | 0:00  | #13 Vince Malizia  | Other         |
| 2nd Period | 0:00  | #12 Ozz Hinton     | Other         |
| 2nd Period | 0:00  | #29 Victor Malizia | Other         |
| 2nd Period | 0:00  | #12 Ozz Hinton     | Other         |

### White (B-League) Fouls

| Period     | Clock | Player               | Foul                 |
|------------|-------|----------------------|----------------------|
| 1st Period | 0:00  | #14 Jimmy Joyce      | Other (Def)          |
| 1st Period | 0:00  | #29 Victor Malizia   | Other (Def)          |
| 1st Period | 0:00  | #14 Jimmy Joyce      | Other (Def)          |
| 2nd Period | 0:00  | #29 Victor Malizia   | Other (Def)          |
| 2nd Period | 0:00  | #14 Jimmy Joyce      | Other (Def)          |
| 2nd Period | 0:00  | #12 Ozz Hinton       | Other (Def)          |
| 2nd Period | 0:00  | #11 Deandre Harriott | Other (Def)          |
| 2nd Period | 0:00  | #11 Deandre Harriott | Adjustment (Removed) |