

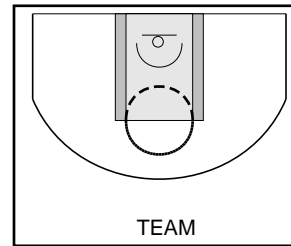
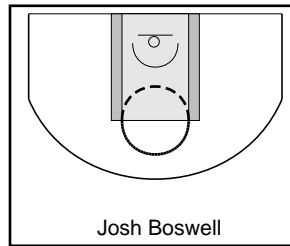
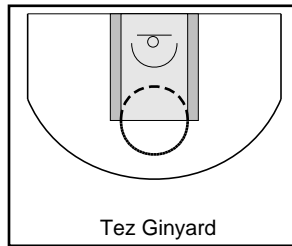
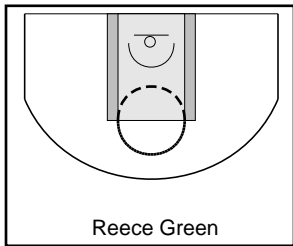
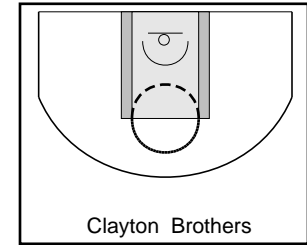
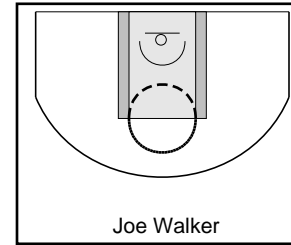
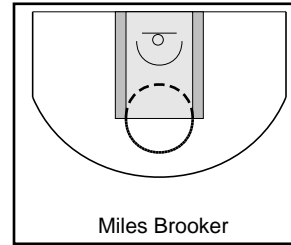
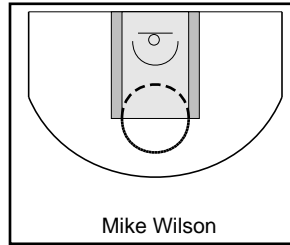
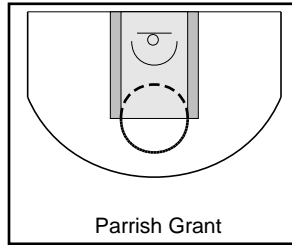
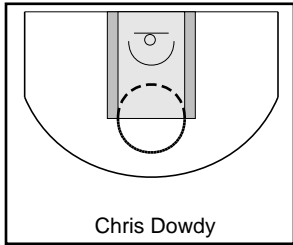
Grant BLACK

6/6/17 Grant BLACK at Sidebotham GREEN

	1	2	T
Grant BLACK	29	37	66
Sidebotham	27	33	60



#	Name	G	MIN	FGM	FGA	FG%	2PM	2PA	2P%	3PM	3PA	3P%	FTM	FTA	FT%	OREB	DREB	REB	AST	STL	BLK	DEF	TO	PF	CHG	PM	PTS
3	Chris Dowdy	1	0	4	10	.400	3	5	.600	1	5	.200	6	7	.857	1	4	5	5	0	1	1	2	2	0	2	15
4	Parrish Grant	1	0	3	7	.429	1	4	.250	2	3	.667	0	0	.000	0	1	1	4	2	0	1	3	0	0	16	8
5	Mike Wilson	1	0	4	7	.571	1	1	1.000	3	6	.500	5	5	1.000	0	7	7	3	1	0	1	1	1	0	6	16
10	Miles Brooker	1	0	4	6	.667	4	6	.667	0	0	.000	1	5	.200	1	1	2	0	0	0	2	1	1	0	-5	9
11	Joe Walker	0	0	0	0	.000	0	0	.000	0	0	.000	0	0	.000	0	0	0	0	0	0	0	0	0	0	0	0
12	Clayton Brothers	1	0	5	9	.556	1	3	.333	4	6	.667	3	3	1.000	0	3	3	2	1	1	3	0	5	0	11	17
13	Reece Green	1	0	0	1	.000	0	0	.000	0	1	.000	1	2	.500	0	0	0	1	0	0	0	0	2	0	9	1
14	Tez Ginyard	1	0	0	2	.000	0	1	.000	0	1	.000	0	0	.000	0	1	1	0	0	0	0	0	0	0	-9	0
15	Josh Boswell	1	0	0	0	.000	0	0	.000	0	0	.000	0	0	.000	1	2	3	0	1	0	0	1	3	0	0	0
	TEAM	1	0	0	0	.000	0	0	.000	0	0	.000	0	0	.000	1	1	2	0	0	0	0	0	0	0	0	0
	TOTALS	1	0	20	42	.476	10	20	.500	10	22	.455	16	22	.727	4	20	24	15	5	2	8	8	14	0	6	66



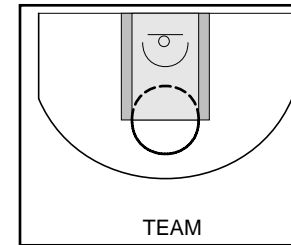
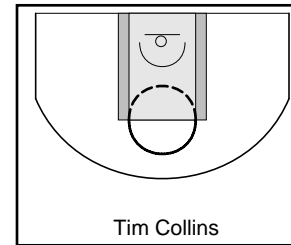
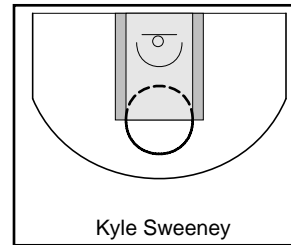
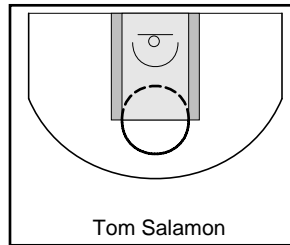
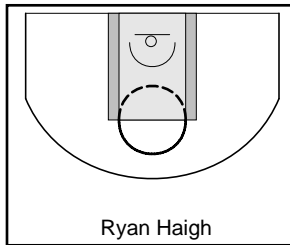
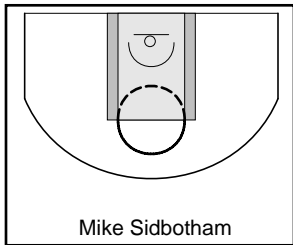
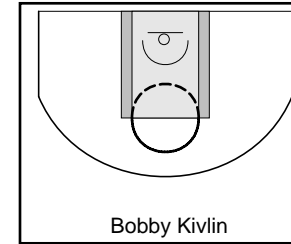
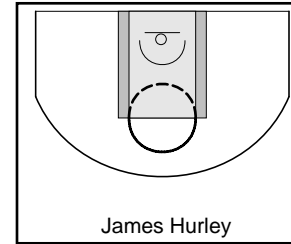
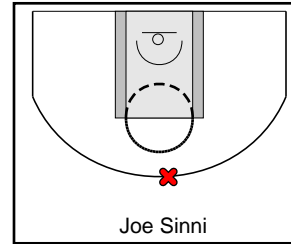
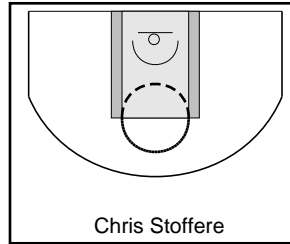
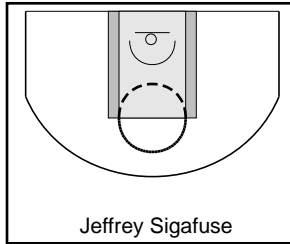
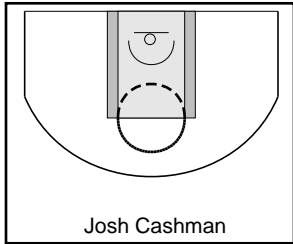
Sidebotham GREEN

6/6/17 Grant BLACK at Sidebotham GREEN

	1	2	T
Grant BLACK	29	37	66
Sidebotham	27	33	60



#	Name	G	MIN	FGM	FGA	FG%	2PM	2PA	2P%	3PM	3PA	3P%	FTM	FTA	FT%	OREB	DREB	REB	AST	STL	BLK	DEF	TO	PF	CHG	PM	PTS
0	Josh Cashman	0	0	0	0	.000	0	0	.000	0	0	.000	0	0	.000	0	0	0	0	0	0	0	0	0	0	0	0
0	Jeffrey Sigafuse	0	0	0	0	.000	0	0	.000	0	0	.000	0	0	.000	0	0	0	0	0	0	0	0	0	0	0	0
3	Chris Stoffere	0	0	0	0	.000	0	0	.000	0	0	.000	0	0	.000	0	0	0	0	0	0	0	0	0	0	0	0
4	Joe Sinni	1	0	1	6	.167	1	4	.250	0	2	.000	0	0	.000	1	4	5	4	2	1	1	2	3	0	-6	2
5	James Hurley	1	0	0	1	.000	0	1	.000	0	0	.000	0	0	.000	0	0	0	0	0	0	0	2	0	0	1	0
10	Bobby Kivlin	0	0	0	0	.000	0	0	.000	0	0	.000	0	0	.000	0	0	0	0	0	0	0	0	0	0	0	0
12	Mike Sidbotham	1	0	5	11	.455	5	11	.455	0	0	.000	7	8	.875	6	9	15	3	1	0	1	3	3	0	-6	17
14	Ryan Haigh	1	0	10	19	.526	6	10	.600	4	9	.444	4	4	1.000	1	6	7	2	1	0	2	2	3	0	-6	28
15	Tom Salamon	1	0	3	11	.273	0	1	.000	3	10	.300	0	0	.000	1	1	2	1	1	0	1	1	3	0	-6	9
20	Kyle Sweeney	1	0	1	4	.250	1	3	.333	0	1	.000	2	4	.500	2	0	2	2	0	0	1	0	5	0	-7	4
21	Tim Collins	0	0	0	0	.000	0	0	.000	0	0	.000	0	0	.000	0	0	0	0	0	0	0	0	0	0	0	0
	TEAM	1	0	0	0	.000	0	0	.000	0	0	.000	0	0	.000	1	3	4	0	0	0	0	0	0	0	0	0
	TOTALS	1	0	20	52	.385	13	30	.433	7	22	.318	13	16	.812	12	23	35	12	5	1	6	10	17	0	-6	60



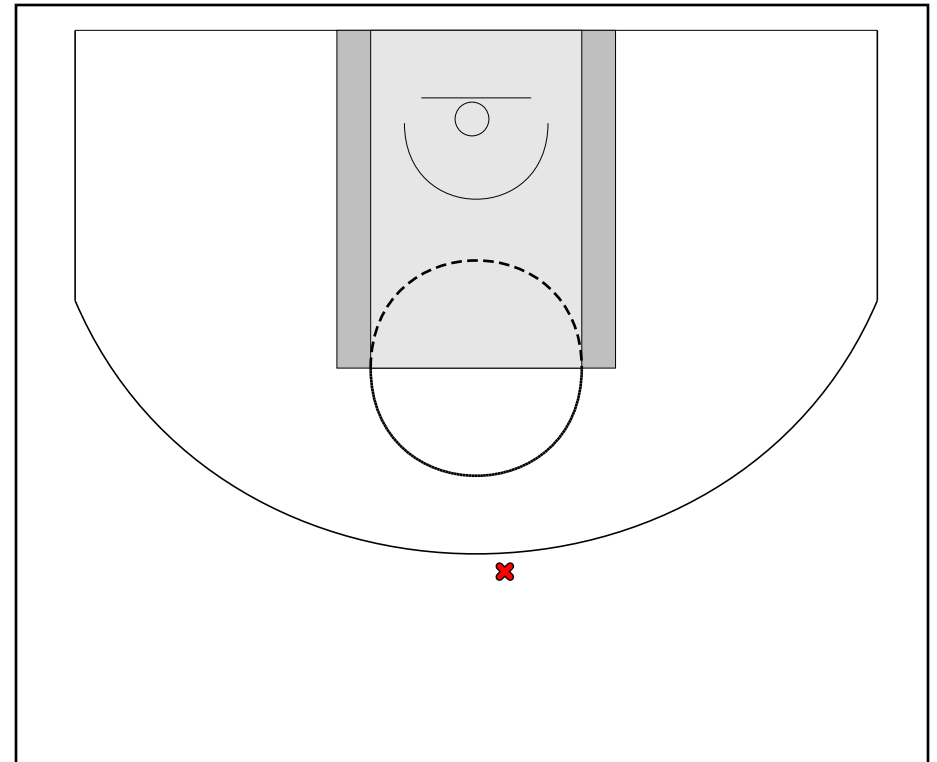
Game Summary Comparison

Statistic	Grant BLACK	Sidebotham GREEN
Points	66	60
<i>Field Goals</i>	20 / 42	20 / 52
2 Point	10 / 20	13 / 30
3 Point	10 / 22	7 / 22
<i>Free Throws</i>	16 / 22	13 / 16
Assists	15	12
Rebounds	24	35
<i>Offensive</i>	4	12
<i>Defensive</i>	20	23
Blocks	2	1
Steals	5	5
Deflections	8	6
Turnovers	8	10
Charges Taken	0	0
Personal Fouls	14	17

Grant BLACK



Sidebotham GREEN



Grant BLACK Turnovers

Period	Clock	Player	Turnover Type
1st Period	0:00	#5 Mike Wilson	Other
1st Period	0:00	#15 Josh Boswell	Other
1st Period	0:00	#10 Miles Brooker	Other
1st Period	0:00	#4 Parrish Grant	Other
2nd Period	0:00	#4 Parrish Grant	Other
2nd Period	0:00	#3 Chris Dowdy	Other
2nd Period	0:00	#3 Chris Dowdy	Other
2nd Period	0:00	#4 Parrish Grant	Other

Grant BLACK Fouls

Period	Clock	Player	Foul
1st Period	0:00	#3 Chris Dowdy	Other (Def)
1st Period	0:00	#12 Clayton Brothers	Other (Def)
1st Period	0:00	#12 Clayton Brothers	Other (Def)
1st Period	0:00	#15 Josh Boswell	Other (Def)
1st Period	0:00	#15 Josh Boswell	Other (Def)
1st Period	0:00	#12 Clayton Brothers	Other (Def)
2nd Period	0:00	#3 Chris Dowdy	Other (Def)
2nd Period	0:00	#10 Miles Brooker	Other (Def)
2nd Period	0:00	#5 Mike Wilson	Other (Def)
2nd Period	0:00	#13 Reece Green	Other (Def)
2nd Period	0:00	#13 Reece Green	Other (Def)
2nd Period	0:00	#15 Josh Boswell	Other (Def)
2nd Period	0:00	#12 Clayton Brothers	Other (Def)
2nd Period	0:00	#12 Clayton Brothers	Other (Def)

Sidebotham GREEN Turnovers

Period	Clock	Player	Turnover Type
1st Period	0:00	#4 Joe Sinni	Other
1st Period	0:00	#15 Tom Salamon	Other
1st Period	0:00	#12 Mike Sidbotham	Other
1st Period	0:00	#5 James Hurley	Other
1st Period	0:00	#4 Joe Sinni	Other
2nd Period	0:00	#14 Ryan Haigh	Other
2nd Period	0:00	#12 Mike Sidbotham	Other
2nd Period	0:00	#14 Ryan Haigh	Other
2nd Period	0:00	#12 Mike Sidbotham	Other
2nd Period	0:00	#5 James Hurley	Other

Sidebotham GREEN Fouls

Period	Clock	Player	Foul
1st Period	0:00	#20 Kyle Sweeney	Other (Def)
1st Period	0:00	#20 Kyle Sweeney	Other (Def)
1st Period	0:00	#12 Mike Sidbotham	Other (Def)
1st Period	0:00	#14 Ryan Haigh	Other (Def)
1st Period	0:00	#4 Joe Sinni	Other (Def)
2nd Period	0:00	#20 Kyle Sweeney	Other (Def)
2nd Period	0:00	#15 Tom Salamon	Other (Def)
2nd Period	0:00	#14 Ryan Haigh	Other (Def)
2nd Period	0:00	#14 Ryan Haigh	Other (Def)
2nd Period	0:00	#15 Tom Salamon	Other (Def)
2nd Period	0:00	#12 Mike Sidbotham	Other (Def)
2nd Period	0:00	#20 Kyle Sweeney	Other (Def)
2nd Period	0:00	#4 Joe Sinni	Other (Def)
2nd Period	0:00	#4 Joe Sinni	Other (Def)
2nd Period	0:00	#15 Tom Salamon	Other (Def)
2nd Period	0:00	#20 Kyle Sweeney	Other (Def)
2nd Period	0:00	#12 Mike Sidbotham	Other (Def)